

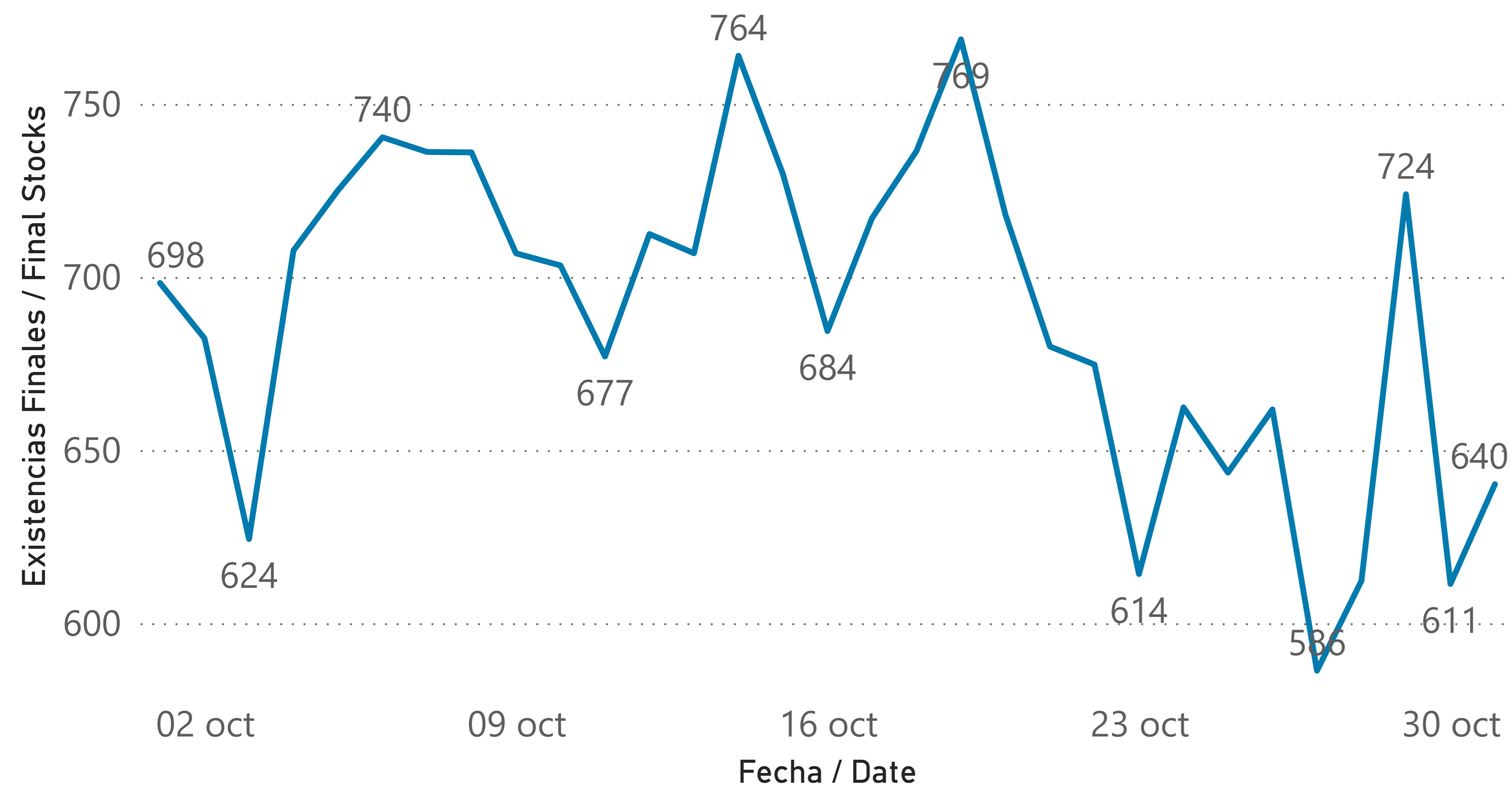


Informe de Seguimiento de cuentas GTS / GTS Accounts Tracking Report

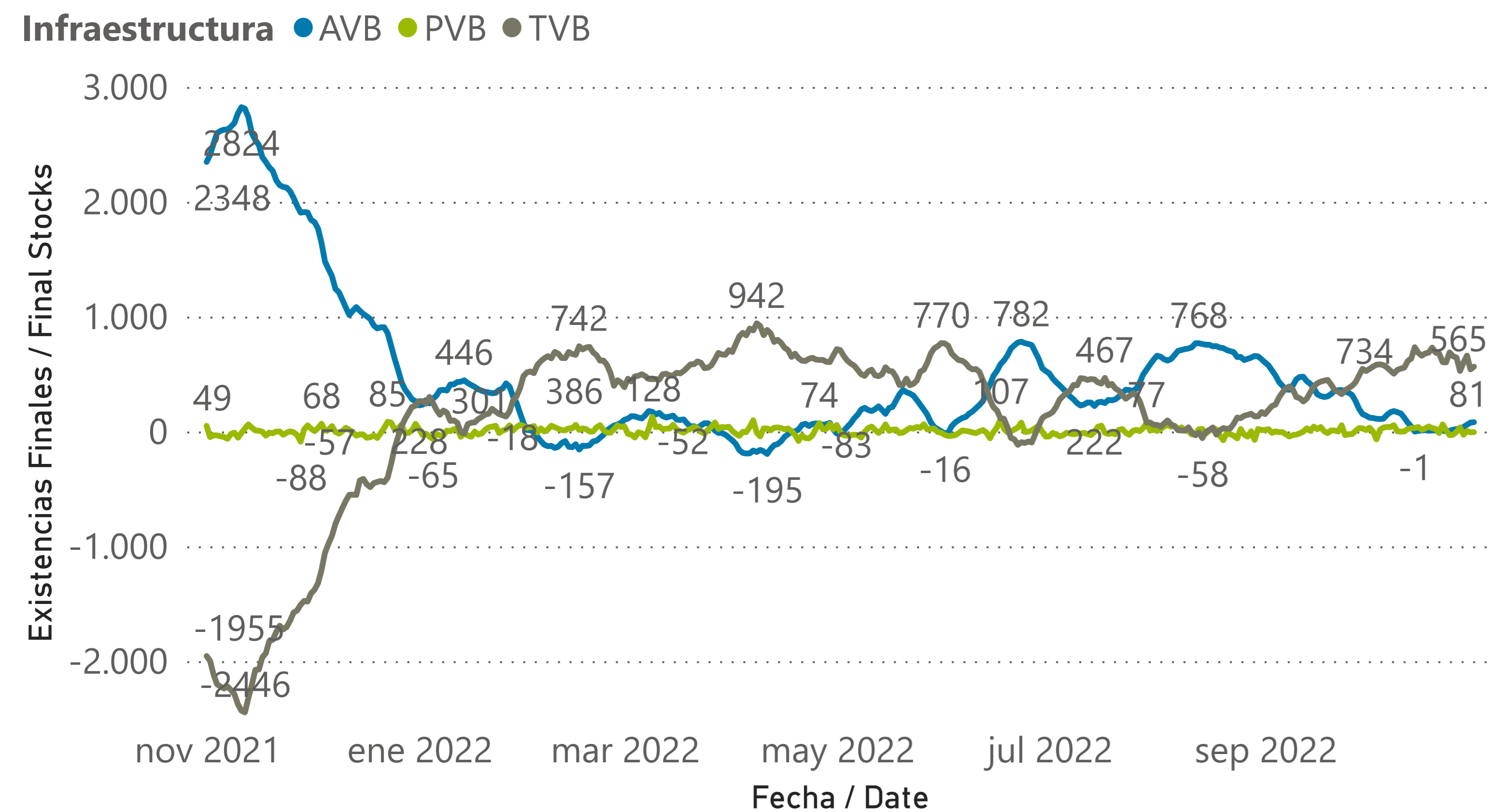
07/11/2022



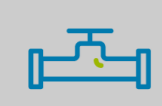
Total existencias cuentas GTS diario provisional / Total daily provisional stocks monitoring



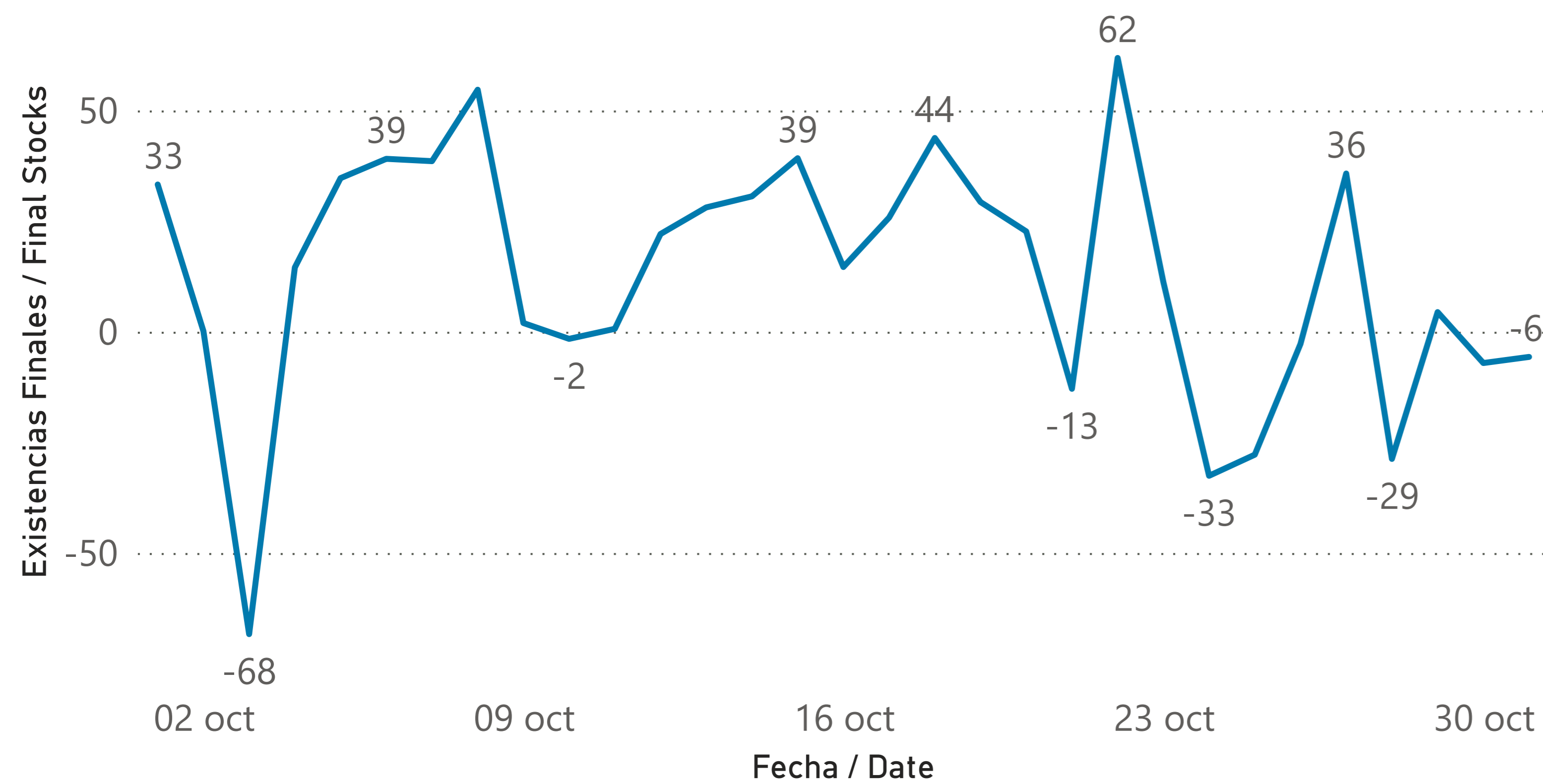
Seguimiento de existencias por infraestructura / Provisional stocks mooring by infrastructure



Fecha de Gas / Gas Date	AVB	PVB	TVB	Total
01/10/2022	120	33	545	698
02/10/2022	117	0	565	682
03/10/2022	111	-68	582	624
04/10/2022	108	15	585	708
05/10/2022	112	35	578	725
06/10/2022	144	39	558	740
07/10/2022	168	39	530	736
08/10/2022	178	55	503	736
09/10/2022	168	2	537	707
10/10/2022	157	-2	548	703
11/10/2022	120	1	556	677
12/10/2022	76	22	614	712
13/10/2022	43	28	636	707
14/10/2022	-1	31	734	764
15/10/2022	5	39	686	730
16/10/2022	10	15	660	684
17/10/2022	11	26	680	717
18/10/2022	6	44	686	736
19/10/2022	9	29	731	769
20/10/2022	8	23	687	718
21/10/2022	14	-13	679	680
22/10/2022	9	62	604	675
23/10/2022	1	11	602	614
24/10/2022	6	-33	689	662
25/10/2022	16	-28	655	643
26/10/2022	21	-3	644	662
27/10/2022	24	36	527	586
28/10/2022	39	-29	602	612
29/10/2022	59	4	661	724
30/10/2022	78	-7	541	611
31/10/2022	81	-6	565	640

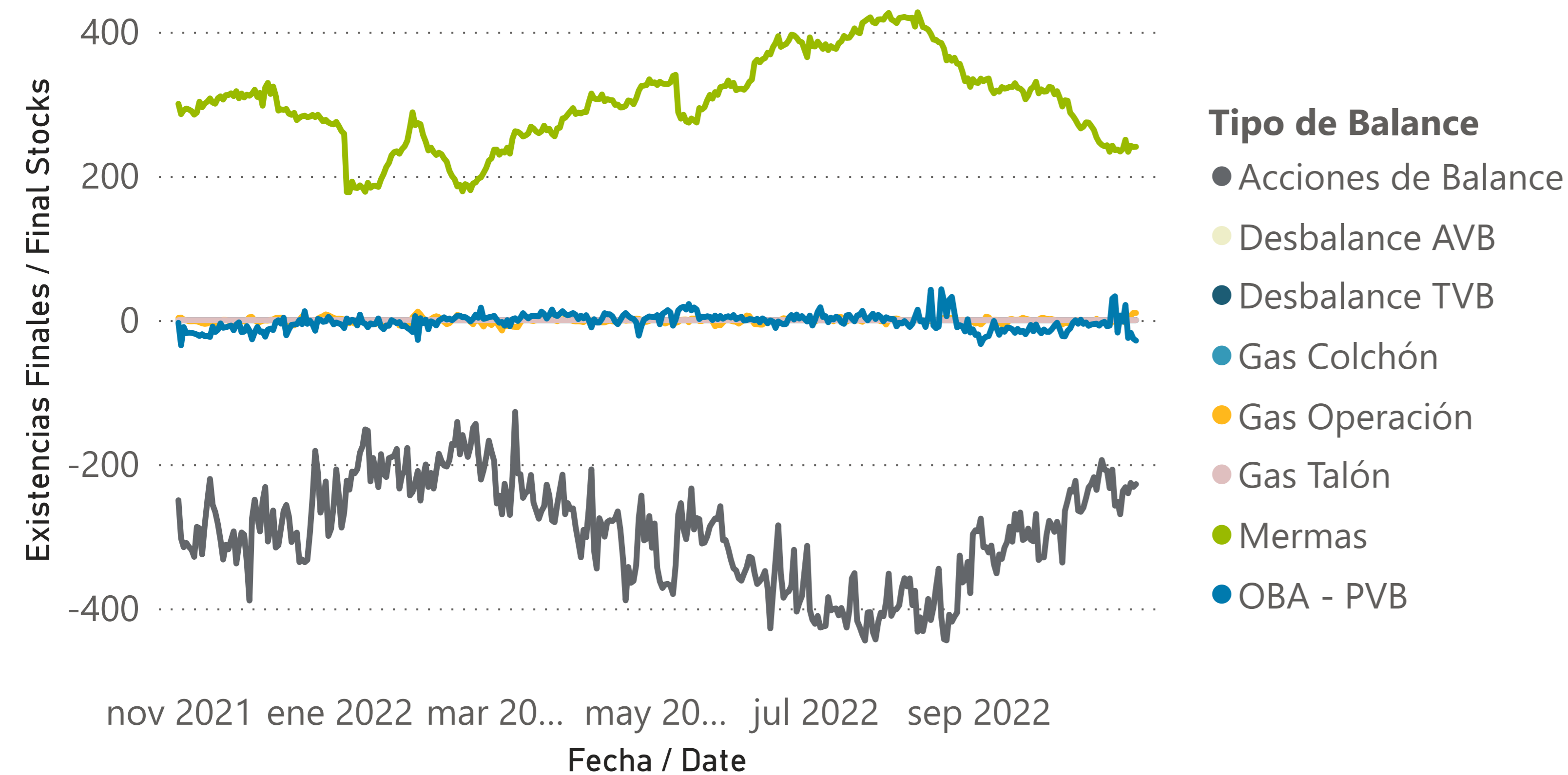


Total existencias cuentas GTS diario provisional en PVB / Total daily provisional stocks monitoring in PVB

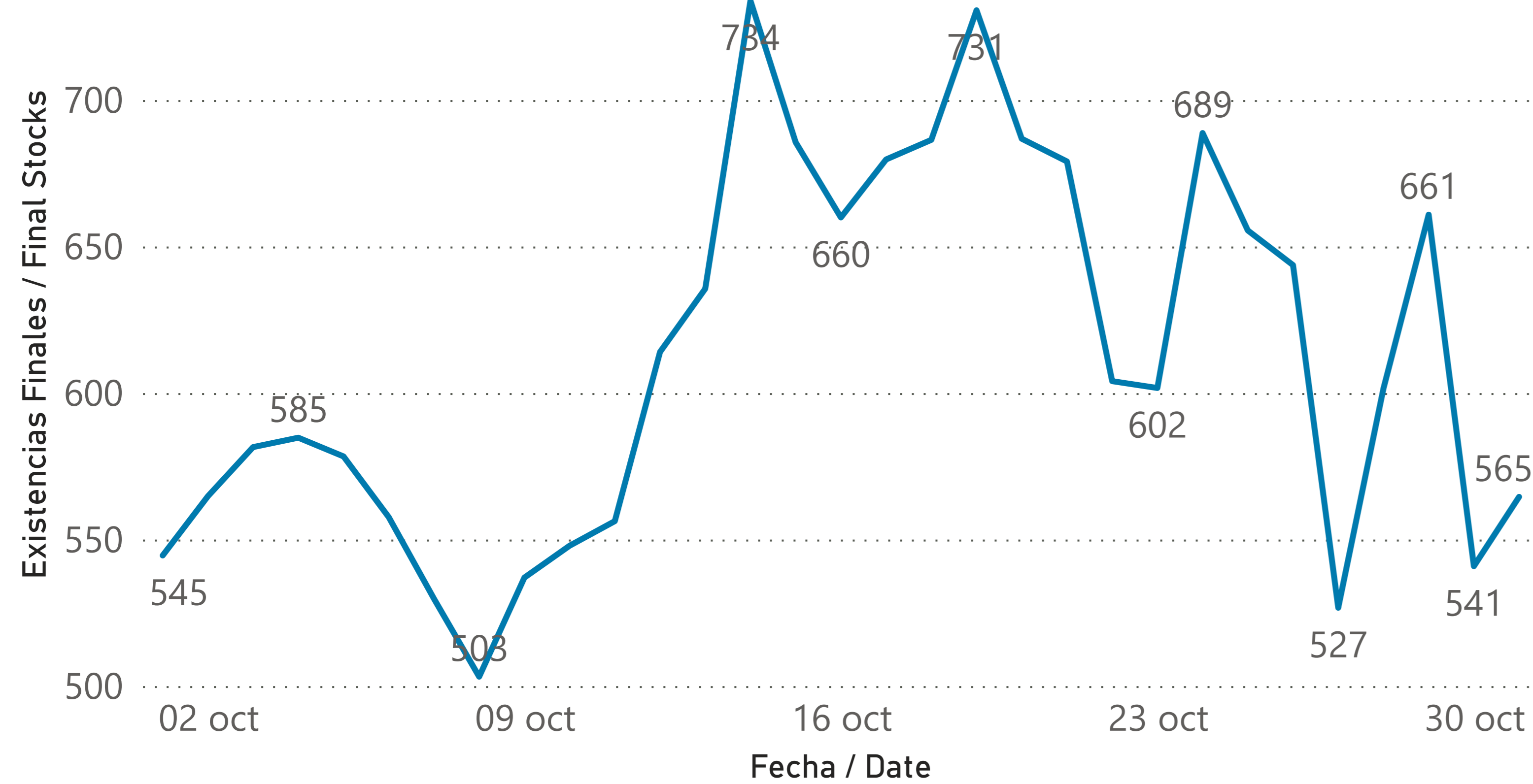


Fecha de Gas / Gas Date	Acciones de Balance	Desbalance AVB	Desbalance TVB	Gas Colchón	Gas Operación	Gas Talón	Mermas	OBA - PVB	Total
01/10/2022	-280	0	0	0	-1	0	318	-4	33
02/10/2022	-293	0	0	0	-3	0	308	-12	0
03/10/2022	-336	0	0	0	-6	0	296	-22	-68
04/10/2022	-264	0	0	0	-3	0	305	-23	15
05/10/2022	-251	0	0	0	-4	0	304	-15	35
06/10/2022	-235	0	0	0	-2	0	288	-11	39
07/10/2022	-238	0	0	0	-3	0	283	-4	39
08/10/2022	-223	0	0	0	0	0	278	0	55
09/10/2022	-264	0	0	0	0	0	271	-5	2
10/10/2022	-266	0	0	0	-2	0	266	1	-2
11/10/2022	-260	0	0	0	-2	0	268	-5	1
12/10/2022	-247	0	0	0	-2	0	274	-3	22
13/10/2022	-232	0	0	0	-6	0	274	-8	28
14/10/2022	-227	0	0	0	-5	0	269	-6	31
15/10/2022	-218	0	0	0	-1	0	264	-5	39
16/10/2022	-236	0	0	0	2	0	253	-5	15
17/10/2022	-212	0	0	0	-1	0	247	-8	26
18/10/2022	-194	0	0	0	-1	0	243	-4	44
19/10/2022	-207	0	0	0	-2	0	241	-2	29
20/10/2022	-209	0	0	0	-3	0	243	-9	23
21/10/2022	-233	0	0	0	-6	0	233	-8	-13
22/10/2022	-207	0	0	0	-3	0	242	30	62
23/10/2022	-257	0	0	0	0	0	236	33	11
24/10/2022	-252	0	0	0	0	0	237	-17	-33
25/10/2022	-269	0	0	0	1	0	234	6	-28
26/10/2022	-237	0	0	0	-1	0	237	-2	-3
27/10/2022	-232	0	0	0	-4	0	250	21	36
28/10/2022	-240	0	0	0	3	0	233	-25	-29
29/10/2022	-226	0	0	0	6	0	242	-18	4
30/10/2022	-231	0	0	0	10	0	240	-26	-7
31/10/2022	-228	0	0	0	10	0	240	-28	-6

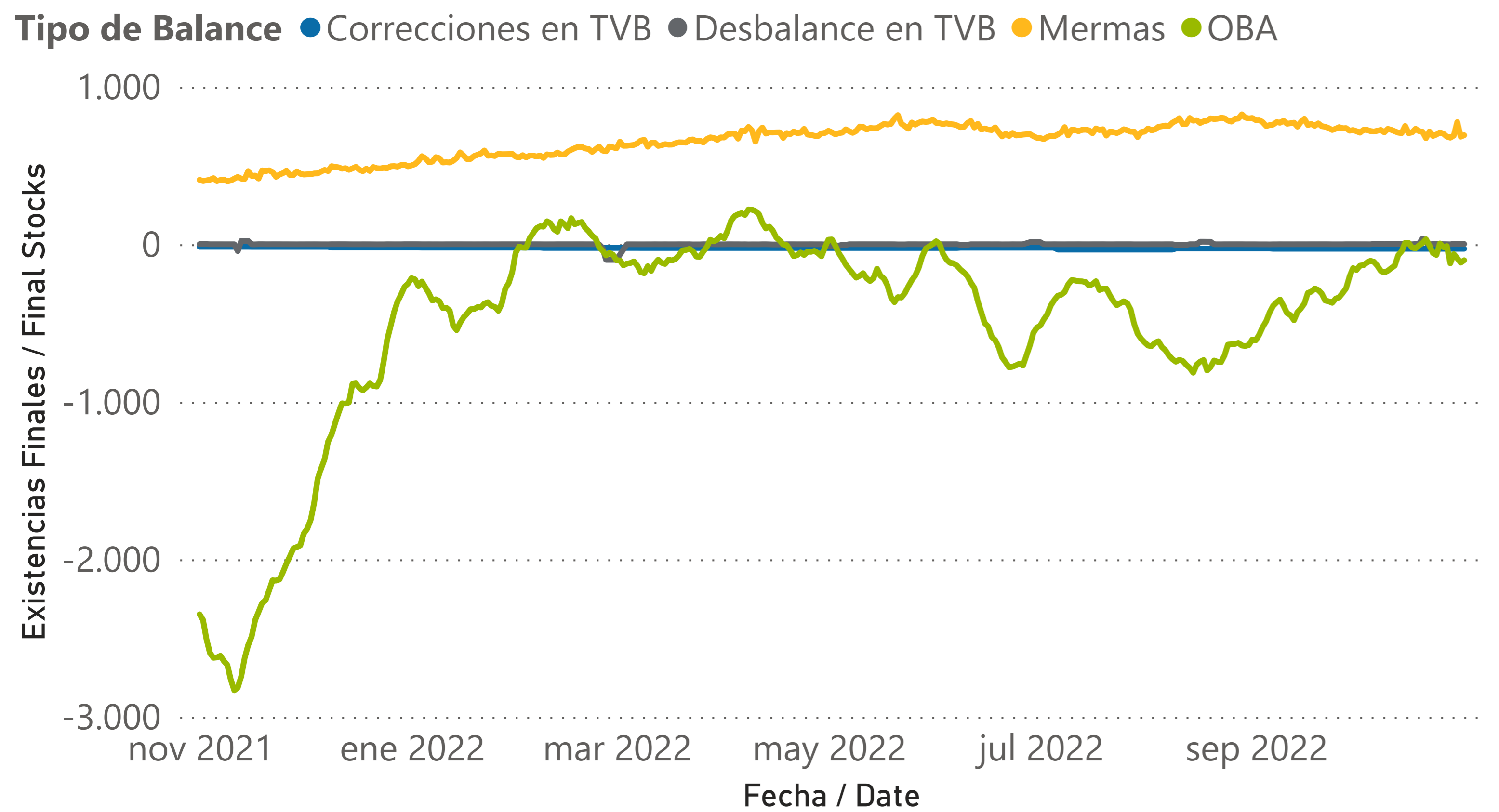
Seguimiento provisional de existencias / Provisional stocks monitoring



Total existencias cuentas GTS diario provisional en TVB / Total daily provisional stocks monitoring in TVB



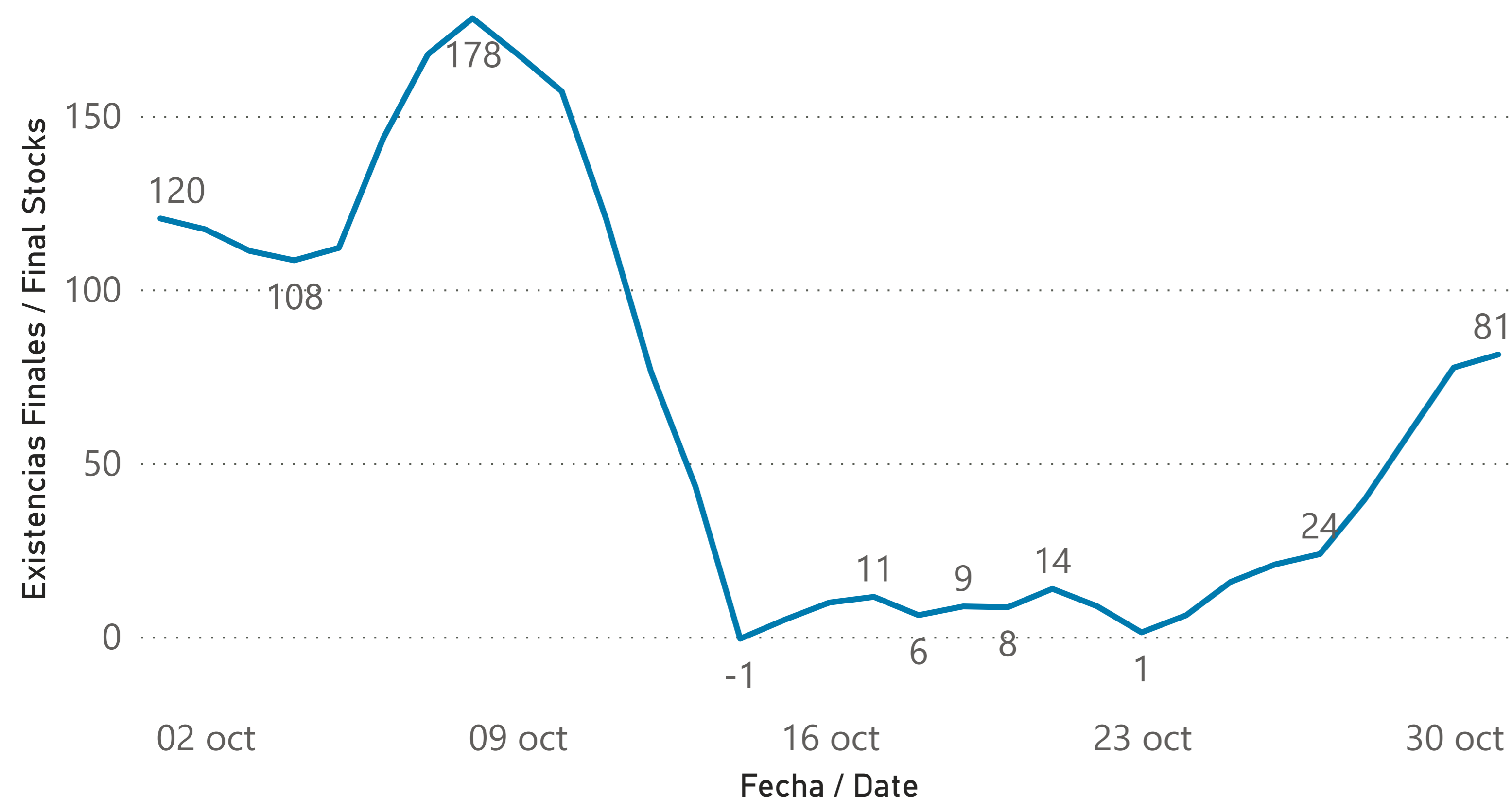
Seguimiento provisional de existencias / Provisional stocks monitoring



Fecha de Gas / Gas Date	Correcciones en TVB	Desbalance en TVB	Mermas	OBA	Total
01/10/2022	-28	0	708	-135	545
02/10/2022	-28	0	726	-133	565
03/10/2022	-28	0	726	-116	582
04/10/2022	-28	0	719	-105	585
05/10/2022	-28	2	716	-111	578
06/10/2022	-28	2	720	-136	558
07/10/2022	-28	2	726	-170	530
08/10/2022	-28	0	710	-179	503
09/10/2022	-28	1	733	-169	537
10/10/2022	-28	1	726	-152	548
11/10/2022	-28	3	717	-136	556
12/10/2022	-28	4	709	-70	614
13/10/2022	-28	3	706	-44	636
14/10/2022	-28	2	751	9	734
15/10/2022	-28	0	705	9	686
16/10/2022	-28	0	710	-22	660
17/10/2022	-28	1	733	-26	680
18/10/2022	-28	4	718	-7	686
19/10/2022	-28	37	714	8	731
20/10/2022	-28	10	673	32	687
21/10/2022	-28	0	716	-8	679
22/10/2022	-28	1	688	-56	604
23/10/2022	-28	1	696	-68	602
24/10/2022	-28	1	710	5	689
25/10/2022	-28	0	702	-18	655
26/10/2022	-28	0	683	-12	644
27/10/2022	-28	0	677	-121	527
28/10/2022	-28	3	690	-63	602
29/10/2022	-28	3	775	-89	661
30/10/2022	-28	3	683	-117	541
31/10/2022	-28	2	692	-101	565

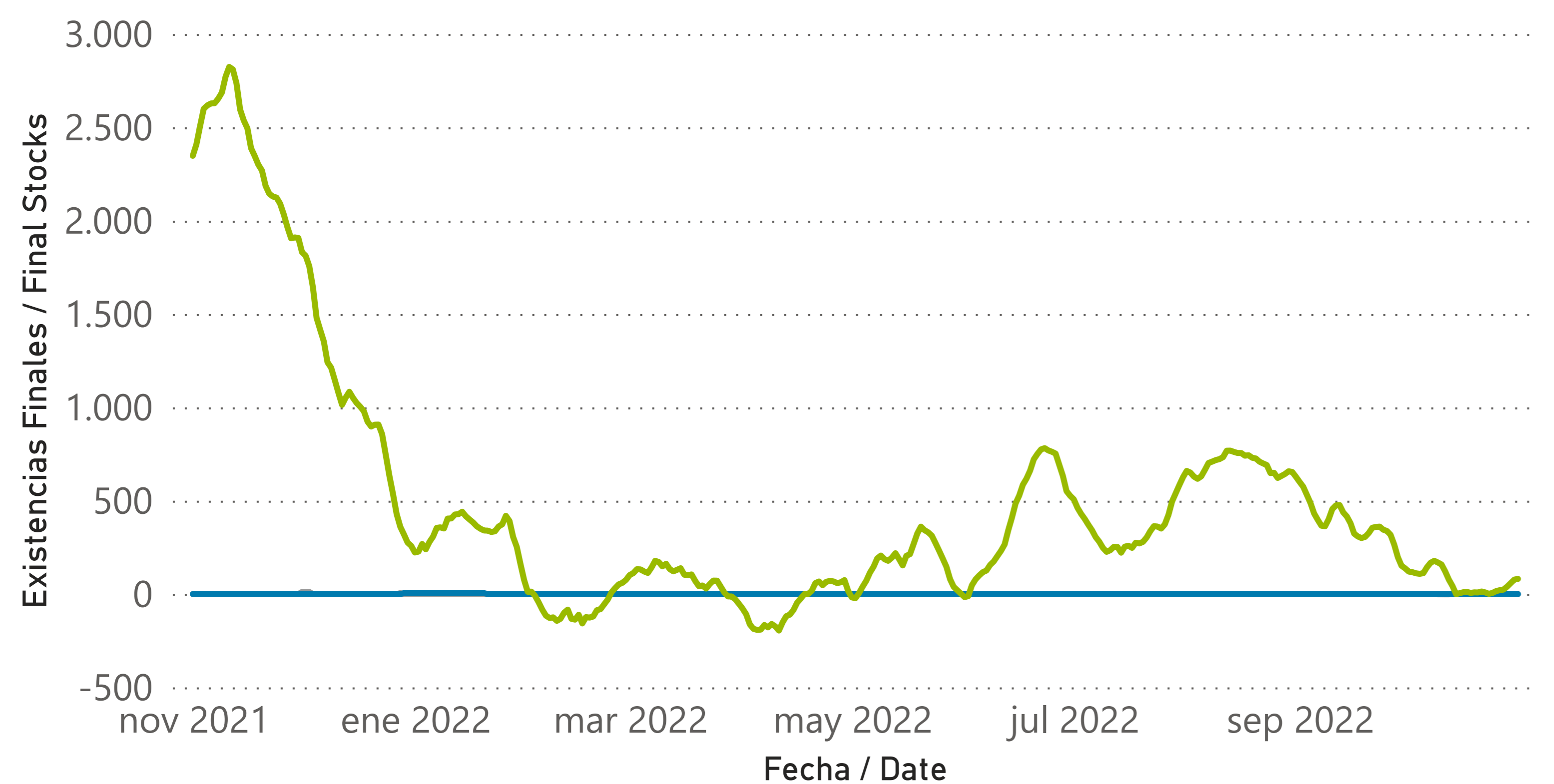


Total existencias cuentas GTS diario provisional en AVB / Total daily provisional stocks monitoring in AVB



Seguimiento provisional de existencias / Provisional stocks monitoring

Tipo de Balance ● Desbalance en AVB ● Mermas ● OBA



Fecha de Gas / Gas Date	Desbalance en AVB	Mermas	OBA	Total
01/10/2022	0	0	120	120
02/10/2022	0	0	117	117
03/10/2022	0	0	111	111
04/10/2022	0	0	108	108
05/10/2022	0	0	112	112
06/10/2022	0	0	144	144
07/10/2022	0	0	168	168
08/10/2022	0	0	178	178
09/10/2022	-1	0	169	168
10/10/2022	-1	0	158	157
11/10/2022	-1	0	121	120
12/10/2022	-1	0	78	76
13/10/2022	0	0	43	43
14/10/2022	0	0	0	-1
15/10/2022	0	0	5	5
16/10/2022	0	0	10	10
17/10/2022	0	0	11	11
18/10/2022	0	0	6	6
19/10/2022	0	0	9	9
20/10/2022	0	0	8	8
21/10/2022	0	0	14	14
22/10/2022	0	0	9	9
23/10/2022	0	0	1	1
24/10/2022	0	0	6	6
25/10/2022	0	0	16	16
26/10/2022	0	0	21	21
27/10/2022	0	0	24	24
28/10/2022	0	0	39	39
29/10/2022	0	0	59	59
30/10/2022	0	0	78	78
31/10/2022	0	0	81	81