



**Informe de Seguimiento de  
cuentas GTS / GTS Accounts  
Tracking Report**

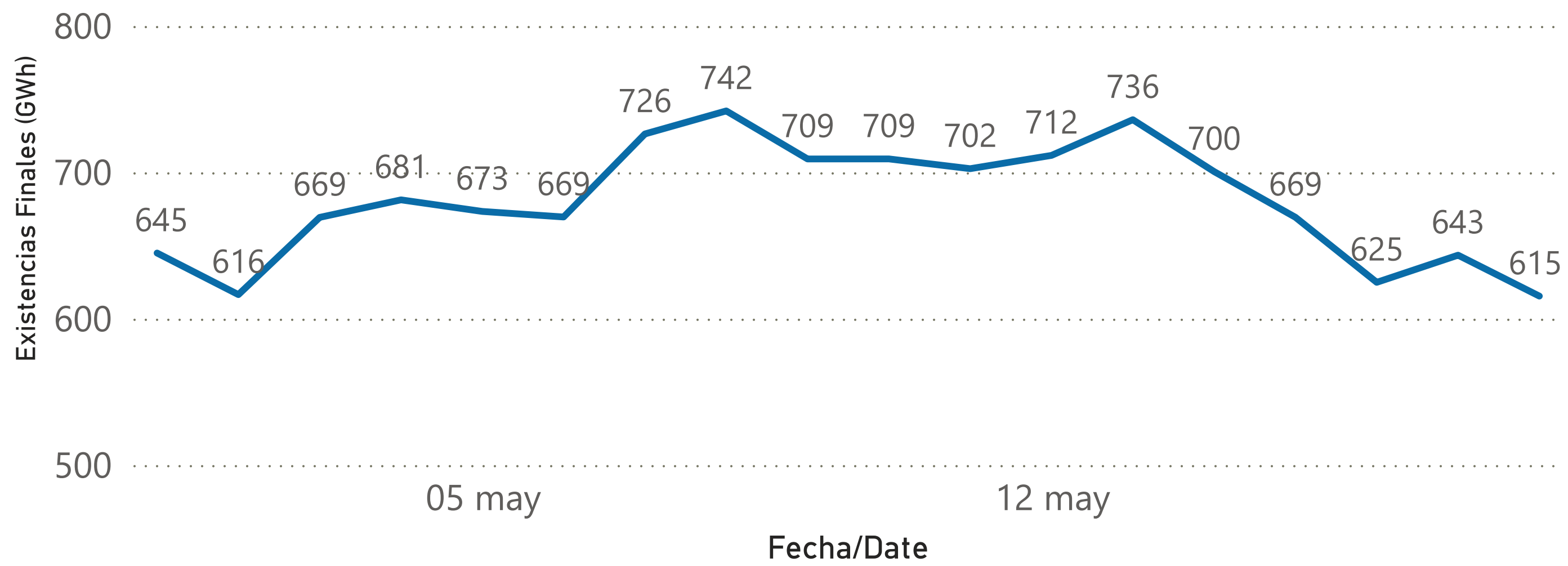
20/05/2024





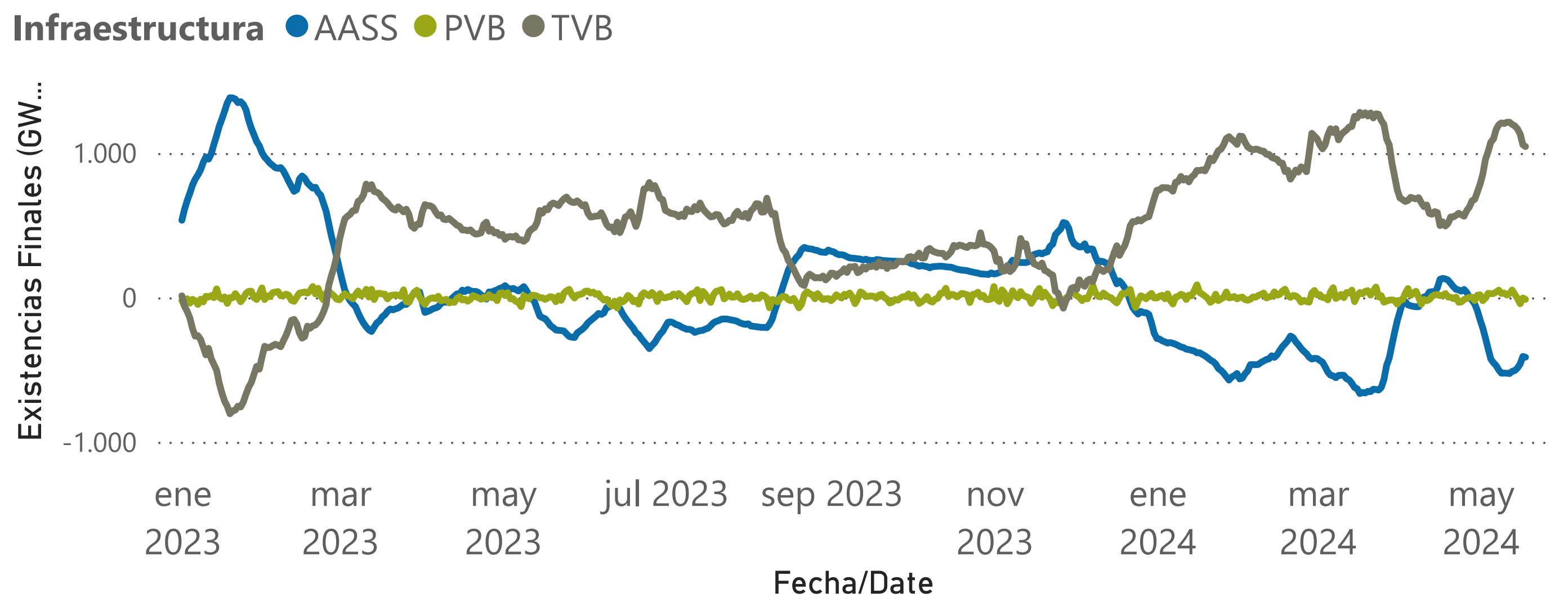
# Evolución Cuentas GTS 2024. GTS Accounts evolution 2024

## Total existencias cuentas GTS diario provisional (GWh) / Total daily provisional stocks monitoring (GWh)



| Fecha de Gas / Gas Date | AASS | PVB | TVB   | Total      |
|-------------------------|------|-----|-------|------------|
| 01/05/2024              | -156 | 17  | 783   | <b>645</b> |
| 02/05/2024              | -211 | -23 | 851   | <b>616</b> |
| 03/05/2024              | -281 | -5  | 956   | <b>669</b> |
| 04/05/2024              | -355 | 28  | 1.008 | <b>681</b> |
| 05/05/2024              | -426 | 25  | 1.074 | <b>673</b> |
| 06/05/2024              | -453 | 26  | 1.096 | <b>669</b> |
| 07/05/2024              | -473 | 36  | 1.162 | <b>726</b> |
| 08/05/2024              | -503 | 50  | 1.195 | <b>742</b> |
| 09/05/2024              | -526 | 27  | 1.208 | <b>709</b> |
| 10/05/2024              | -525 | 30  | 1.204 | <b>709</b> |
| 11/05/2024              | -525 | 16  | 1.212 | <b>702</b> |
| 12/05/2024              | -528 | 26  | 1.213 | <b>712</b> |
| 13/05/2024              | -513 | 51  | 1.198 | <b>736</b> |
| 14/05/2024              | -507 | 20  | 1.187 | <b>700</b> |
| 15/05/2024              | -489 | -8  | 1.166 | <b>669</b> |
| 16/05/2024              | -462 | -44 | 1.131 | <b>625</b> |
| 17/05/2024              | -409 | -4  | 1.057 | <b>643</b> |
| 18/05/2024              | -415 | -14 | 1.044 | <b>615</b> |

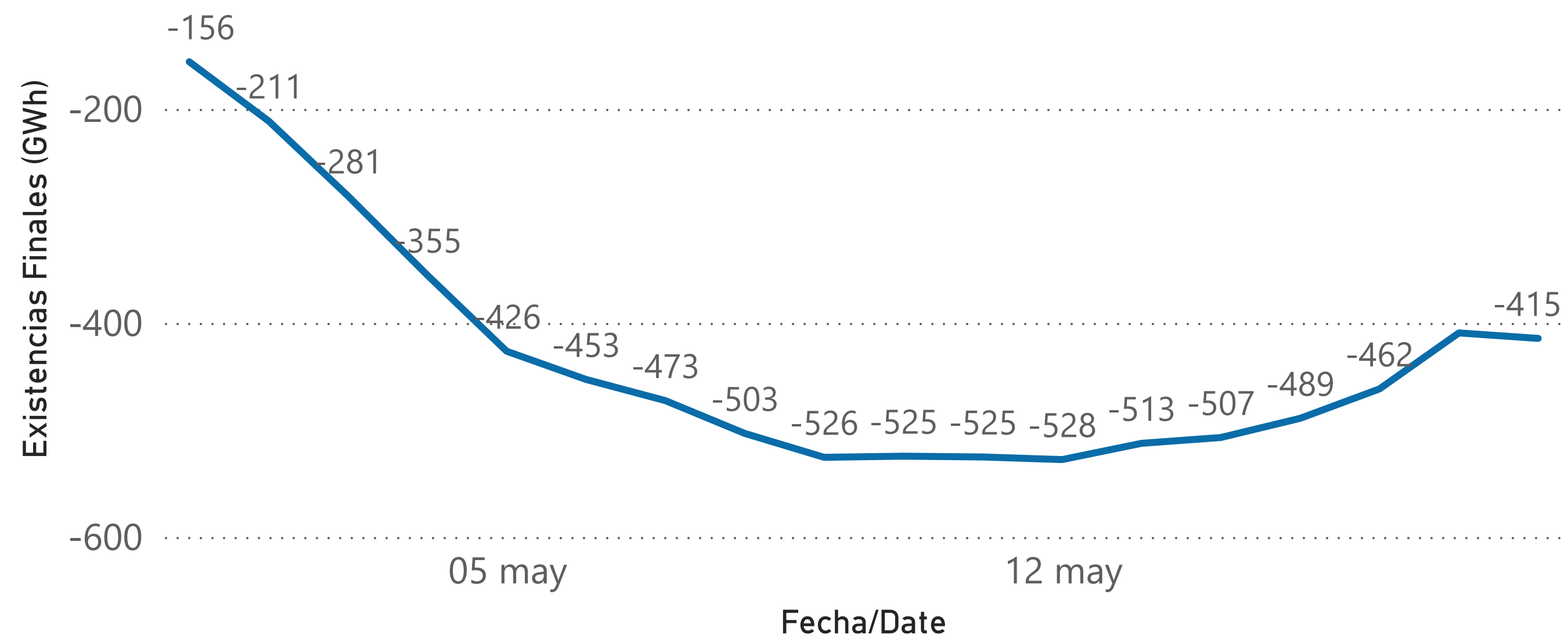
## Seguimiento de existencias por infraestructura durante el periodo seleccionado (GWh) / Provisional stocks monitoring by infrastructure during the selected period (GWh)



# Evolución Cuentas GTS en AVB 2024. GTS Accounts evolution in AVB 2024



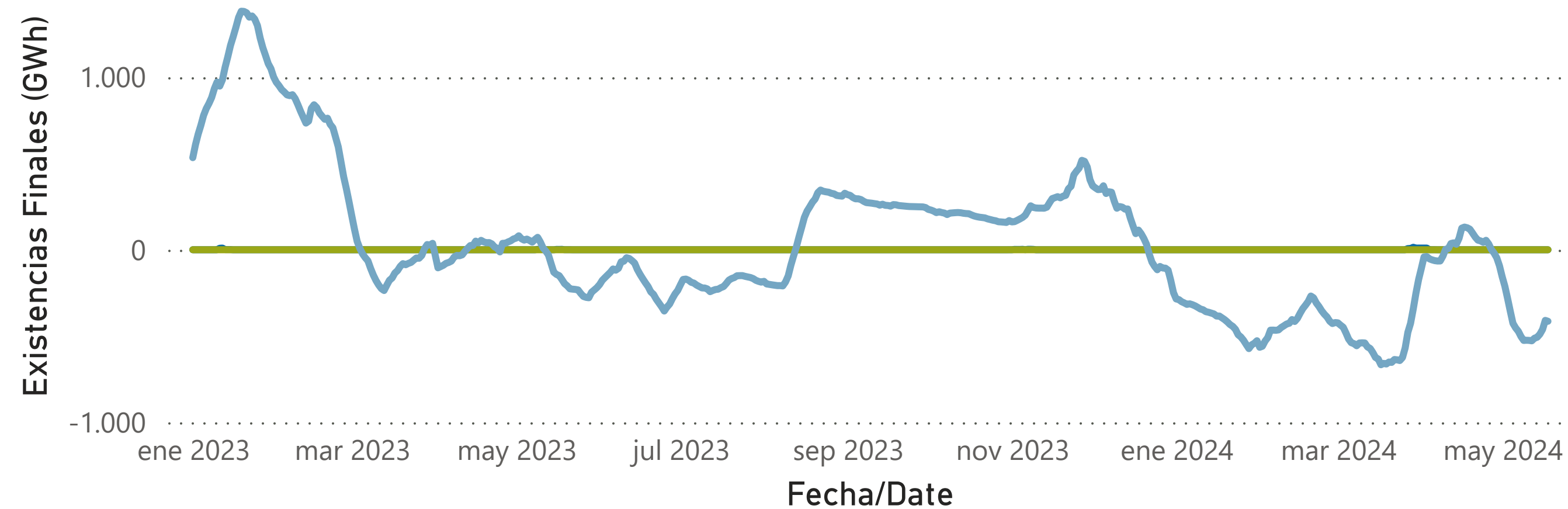
**Total existencias cuentas GTS diario provisional en AVB (GWh) / Total daily provisional stocks monitoring in AVB (GWh)**



| Fecha de Gas / Gas Date | Desbalance en AVB | Mermas | OBA  | Total       |
|-------------------------|-------------------|--------|------|-------------|
| 01/05/2024              | 0                 | 0      | -156 | <b>-156</b> |
| 02/05/2024              | 0                 | 0      | -211 | <b>-211</b> |
| 03/05/2024              | 0                 | 0      | -281 | <b>-281</b> |
| 04/05/2024              | 0                 | 0      | -355 | <b>-355</b> |
| 05/05/2024              | 0                 | 0      | -426 | <b>-426</b> |
| 06/05/2024              | 0                 | 0      | -453 | <b>-453</b> |
| 07/05/2024              | 0                 | 0      | -473 | <b>-473</b> |
| 08/05/2024              | 0                 | 0      | -503 | <b>-503</b> |
| 09/05/2024              | 0                 | 0      | -526 | <b>-526</b> |
| 10/05/2024              | 0                 | 0      | -525 | <b>-525</b> |
| 11/05/2024              | 0                 | 0      | -525 | <b>-525</b> |
| 12/05/2024              | 0                 | 0      | -528 | <b>-528</b> |
| 13/05/2024              | 0                 | 0      | -513 | <b>-513</b> |
| 14/05/2024              | 0                 | 0      | -507 | <b>-507</b> |
| 15/05/2024              | 0                 | 0      | -489 | <b>-489</b> |
| 16/05/2024              | 0                 | 0      | -462 | <b>-462</b> |
| 17/05/2024              | 0                 | 0      | -409 | <b>-409</b> |
| 18/05/2024              | 0                 | 0      | -415 | <b>-415</b> |

**Seguimiento provisional de existencias durante el periodo seleccionado (GWh) / Provisional stocks monitoring during the selected period (GWh)**

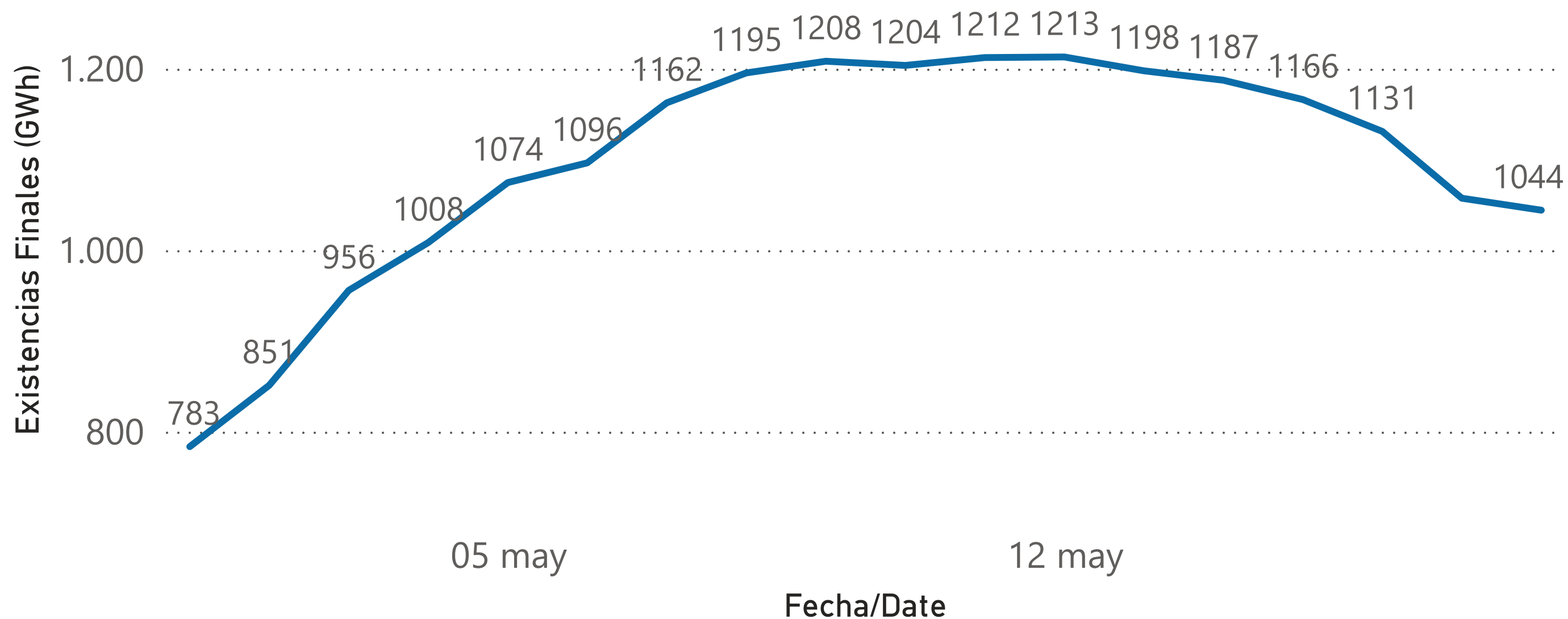
**Tipo de Balance** ● Desbalance en AVB ● Mermas ● OBA



# Evolución Cuentas GTS en TVB 2024. GTS Accounts evolution in TVB 2024



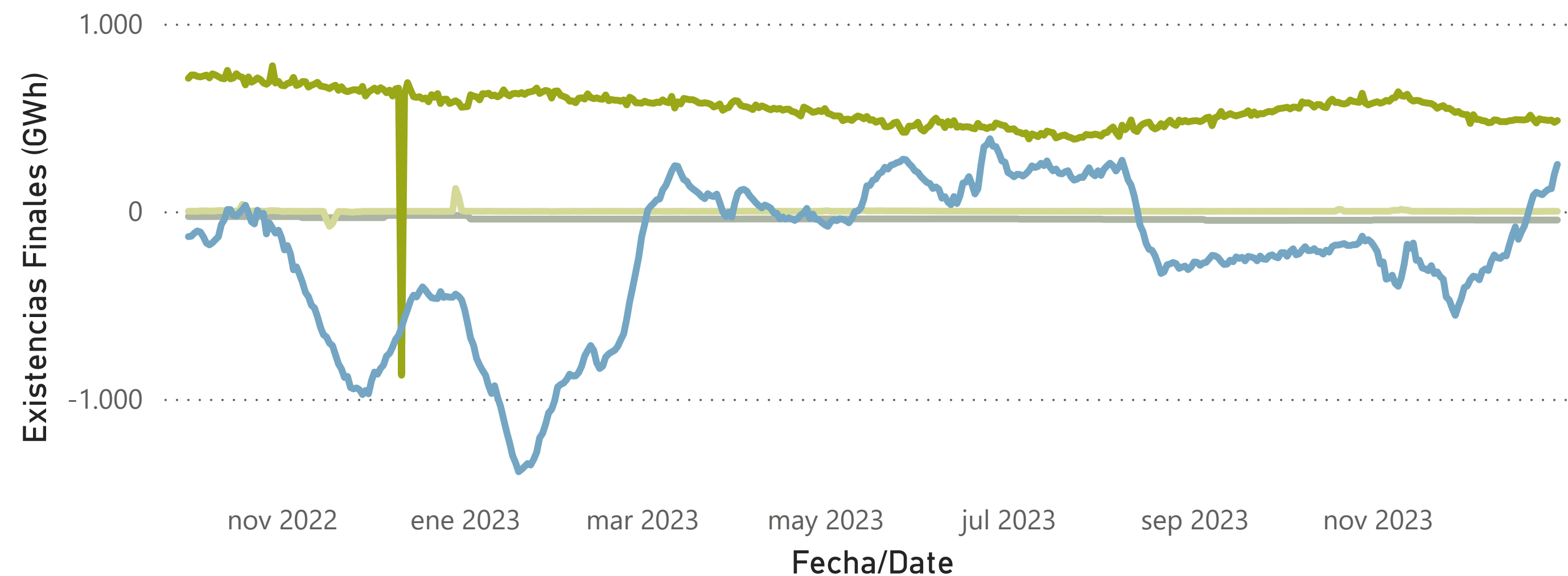
## Total existencias cuentas GTS diario provisional en TVB (GWh) / Total daily provisional stocks monitoring in TVB (GWh)



| Fecha de Gas / Gas Date | Correcciones en TVB | Desbalance en TVB | Mermas | OBA | Total        |
|-------------------------|---------------------|-------------------|--------|-----|--------------|
| 01/05/2024              | -55                 | -1                | 718    | 121 | <b>783</b>   |
| 02/05/2024              | -55                 | -1                | 701    | 206 | <b>851</b>   |
| 03/05/2024              | -55                 | -1                | 717    | 294 | <b>956</b>   |
| 04/05/2024              | -55                 | 0                 | 712    | 352 | <b>1.008</b> |
| 05/05/2024              | -55                 | -1                | 706    | 423 | <b>1.074</b> |
| 06/05/2024              | -55                 | -1                | 709    | 443 | <b>1.096</b> |
| 07/05/2024              | -55                 | 0                 | 729    | 488 | <b>1.162</b> |
| 08/05/2024              | -55                 | 0                 | 732    | 518 | <b>1.195</b> |
| 09/05/2024              | -55                 | -1                | 728    | 535 | <b>1.208</b> |
| 10/05/2024              | -55                 | -1                | 736    | 523 | <b>1.204</b> |
| 11/05/2024              | -55                 | -1                | 739    | 529 | <b>1.212</b> |
| 12/05/2024              | -55                 | -1                | 734    | 534 | <b>1.213</b> |
| 13/05/2024              | -55                 | -1                | 732    | 521 | <b>1.198</b> |
| 14/05/2024              | -55                 | -1                | 735    | 508 | <b>1.187</b> |
| 15/05/2024              | -55                 | -1                | 735    | 487 | <b>1.166</b> |
| 16/05/2024              | -55                 | 0                 | 732    | 454 | <b>1.131</b> |
| 17/05/2024              | -55                 | 0                 | 730    | 382 | <b>1.057</b> |
| 18/05/2024              | -55                 | 0                 | 717    | 382 | <b>1.044</b> |

## Seguimiento provisional de existencias durante el periodo seleccionado (GWh) / Provisional stocks monitoring during the selected period (GWh)

Tipo de Balance ● Correcciones en TVB ● Desbalance en TVB ● Mermas ● OBA

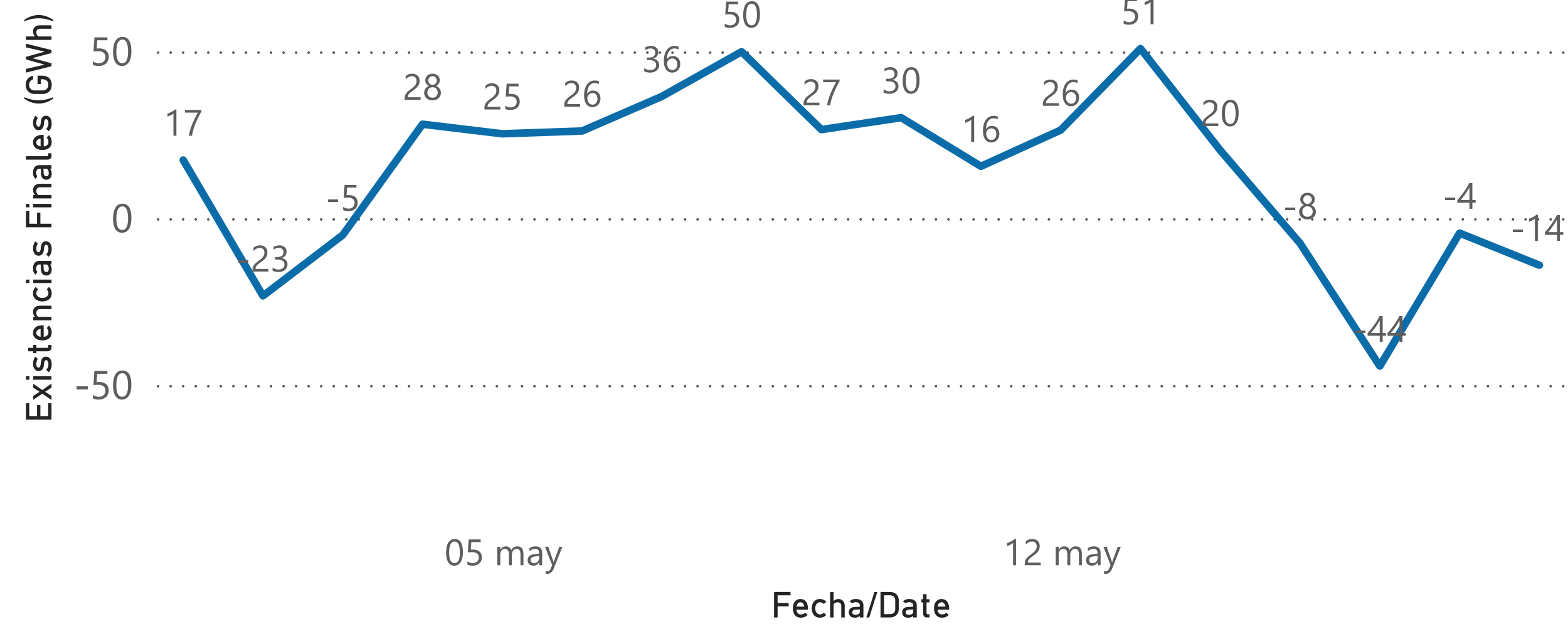




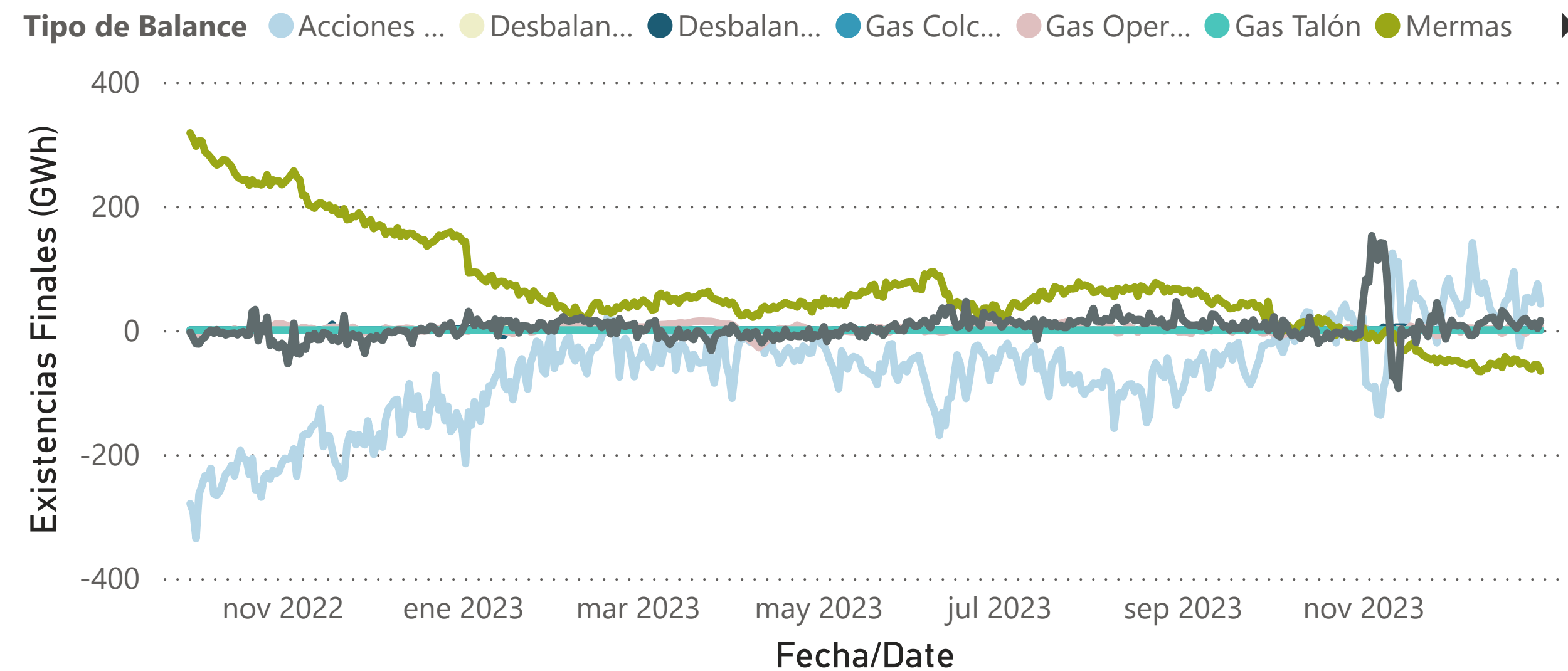


# Evolución Cuentas GTS en PVB 2024. GTS Accounts evolution in PVB 2024

**Total existencias cuentas GTS diario provisional en PVB (GWh) / Total daily provisional stocks monitoring in PVB (GWh)**



**Seguimiento provisional de existencias durante el periodo seleccionado (GWh) / Provisional stocks monitoring during the selected period (GWh)**



| Fecha de Gas / Gas Date | Acciones de Balance | Desbalance AVB | Desbalance TVB | Gas Colchón | Gas Operación | Gas Talón | Mermas | OBA - PVB | Total |
|-------------------------|---------------------|----------------|----------------|-------------|---------------|-----------|--------|-----------|-------|
| 01/05/2024              | -23                 | 0              | 0              | 0           | 3             | 0         | 0      | 38        | 17    |
| 02/05/2024              | -42                 | 0              | 0              | 0           | 1             | 0         | -2     | 20        | -23   |
| 03/05/2024              | -19                 | 0              | 0              | 0           | 1             | 0         | -1     | 14        | -5    |
| 04/05/2024              | -5                  | 0              | 0              | 0           | 2             | 0         | 5      | 26        | 28    |
| 05/05/2024              | -7                  | 0              | 0              | 0           | 4             | 0         | 4      | 24        | 25    |
| 06/05/2024              | -10                 | 0              | 0              | 0           | 4             | 0         | 7      | 25        | 26    |
| 07/05/2024              | -39                 | 0              | 0              | 0           | -1            | 0         | 72     | 4         | 36    |
| 08/05/2024              | -27                 | 0              | 0              | 0           | -1            | 0         | 77     | 2         | 50    |
| 09/05/2024              | -57                 | 0              | 0              | 0           | -2            | 0         | 79     | 8         | 27    |
| 10/05/2024              | -67                 | 0              | 0              | 0           | -3            | 0         | 80     | 20        | 30    |
| 11/05/2024              | -70                 | 0              | 0              | 0           | -1            | 0         | 76     | 11        | 16    |
| 12/05/2024              | -65                 | 0              | 0              | 0           | 2             | 0         | 74     | 16        | 26    |
| 13/05/2024              | -40                 | 0              | 0              | 0           | 2             | 0         | 77     | 13        | 51    |
| 14/05/2024              | -75                 | 0              | 1              | 0           | -1            | 0         | 74     | 22        | 20    |
| 15/05/2024              | -97                 | 0              | 1              | 0           | -1            | 0         | 67     | 23        | -8    |
| 16/05/2024              | -137                | 0              | 0              | 0           | -4            | 0         | 69     | 27        | -44   |
| 17/05/2024              | -113                | 0              | 0              | 0           | -5            | 0         | 77     | 36        | -4    |
| 18/05/2024              | -110                | 0              | 1              | 0           | -3            | 0         | 76     | 23        | -14   |