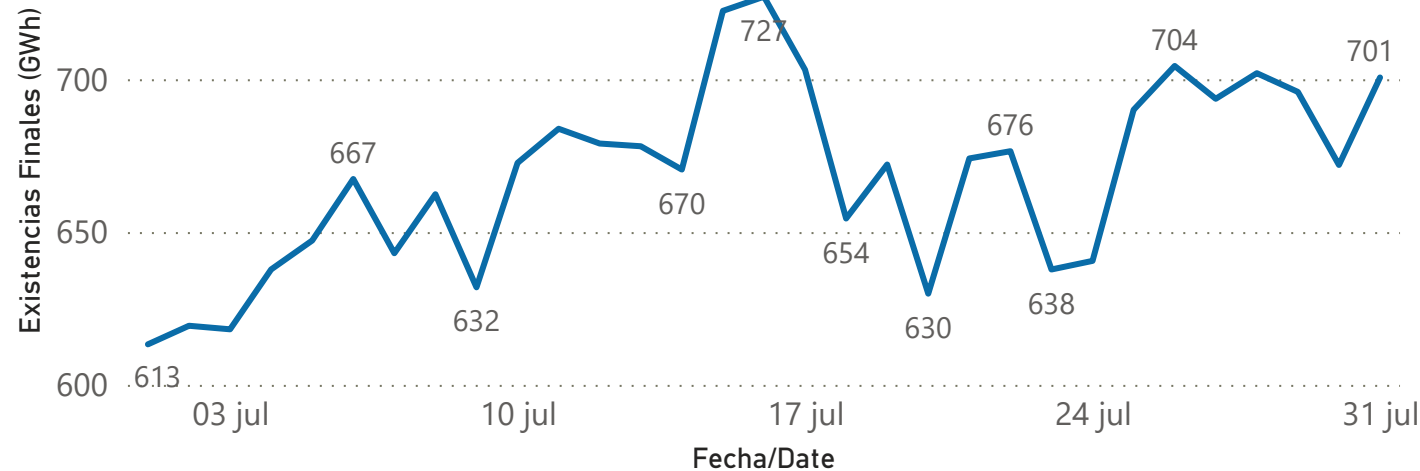


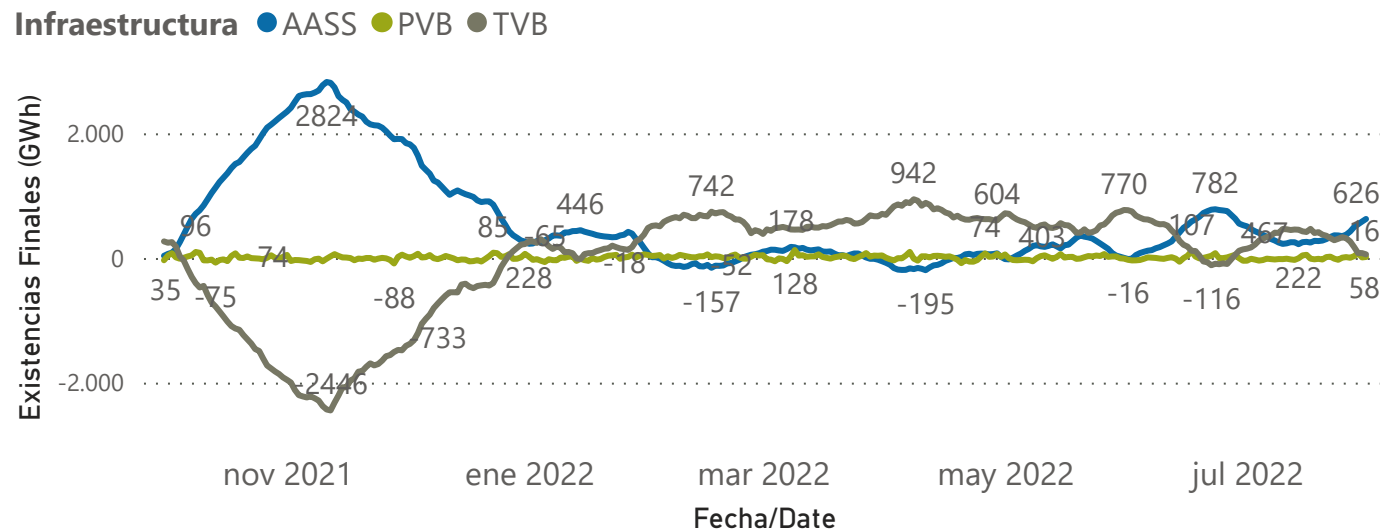


# Evolución Cuentas GTS 2022. GTS Accounts evolution 2022

## Total existencias cuentas GTS diario provisional (GWh) / Total daily provisional stocks monitoring (GWh)



## Seguimiento de existencias por infraestructura durante el periodo seleccionado (GWh) / Provisional stocks monitoring by infrastructure during the selected period (GWh)

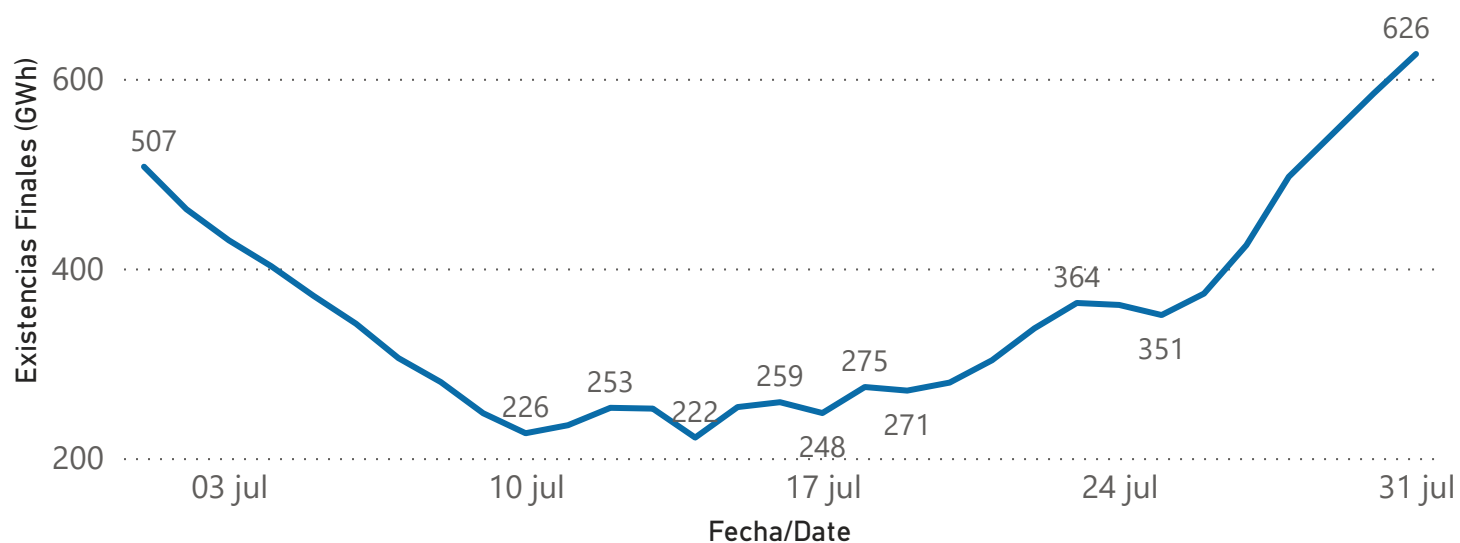


Fecha de Gas / Gas Date	AASS	PVB	TVB	Total
01/07/2022	507	-43	149	613
02/07/2022	462	-12	169	619
03/07/2022	430	-26	214	618
04/07/2022	402	-42	277	638
05/07/2022	371	-33	309	647
06/07/2022	342	-11	336	667
07/07/2022	305	-18	356	643
08/07/2022	280	-24	406	662
09/07/2022	247	-17	402	632
10/07/2022	226	-18	465	673
11/07/2022	235	-12	461	684
12/07/2022	253	-23	449	679
13/07/2022	252	-31	457	678
14/07/2022	222	-5	453	670
15/07/2022	254	41	427	722
16/07/2022	259	51	417	727
17/07/2022	248	-11	467	703
18/07/2022	275	-21	401	654
19/07/2022	271	-14	414	672
20/07/2022	280	-24	375	630
21/07/2022	303	14	356	674
22/07/2022	337	21	319	676
23/07/2022	364	-11	285	638
24/07/2022	362	-29	308	641
25/07/2022	351	5	334	690
26/07/2022	374	14	317	704
27/07/2022	425	3	266	694
28/07/2022	497	29	176	702
29/07/2022	541	77	78	696
30/07/2022	584	9	78	672
31/07/2022	626	16	58	701



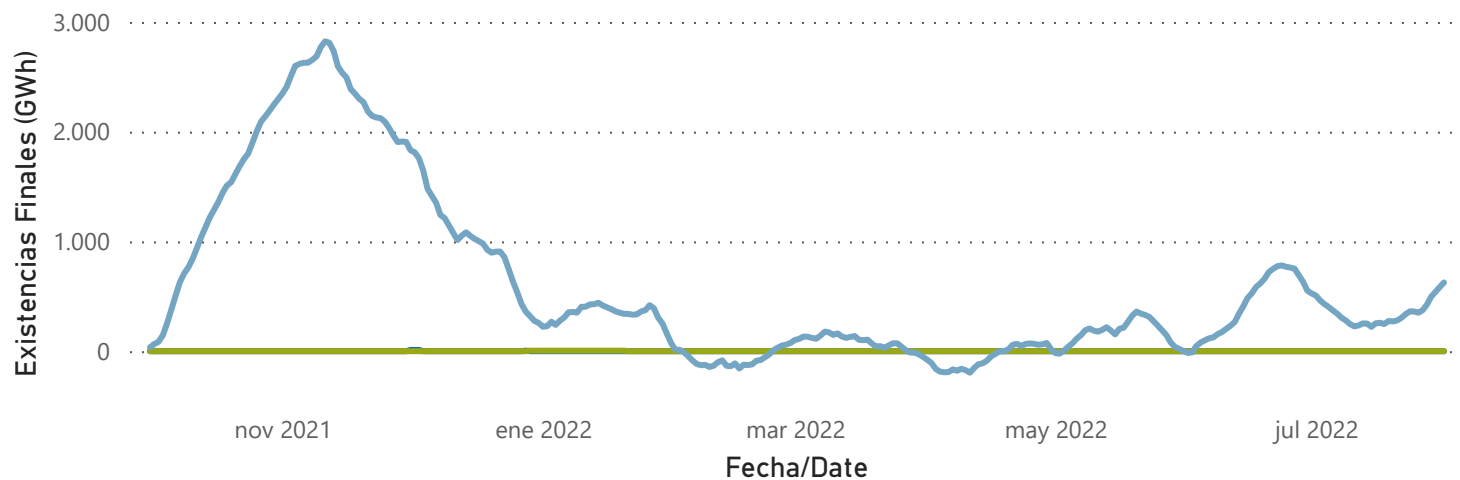
# Evolución Cuentas GTS en AVB 2022. GTS Accounts evolution in AVB 2022

## Total existencias cuentas GTS diario provisional en AASS (GWh) / Total daily provisional stocks monitoring in AASS (GWh)



## Seguimiento provisional de existencias durante el periodo seleccionado (GWh) / Provisional stocks monitoring during the selected period (GWh)

Tipo de Balance ● Desbalance en AVB ● Mermas ● OBA

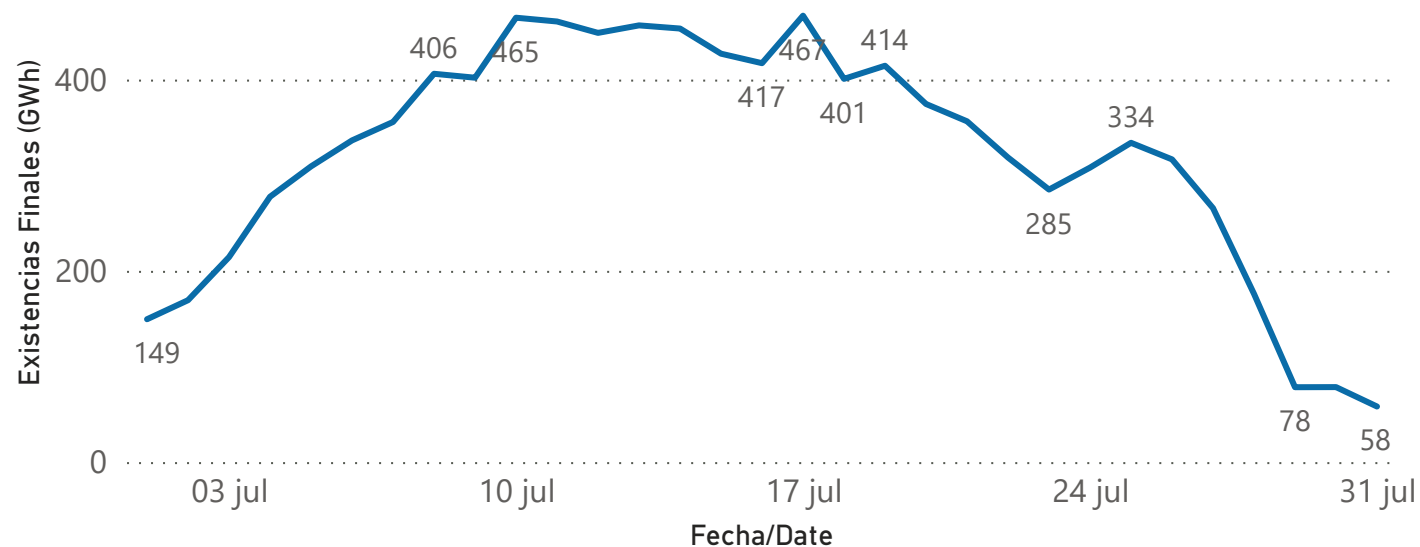


Fecha de Gas / Gas Date	Desbalance en AVB	Mermas	OBA	Total
01/07/2022	0	0	507	507
02/07/2022	0	0	462	462
03/07/2022	0	0	430	430
04/07/2022	0	0	402	402
05/07/2022	0	0	371	371
06/07/2022	0	0	342	342
07/07/2022	0	0	305	305
08/07/2022	0	0	280	280
09/07/2022	0	0	247	247
10/07/2022	0	0	226	226
11/07/2022	0	0	235	235
12/07/2022	0	0	253	253
13/07/2022	0	0	252	252
14/07/2022	0	0	222	222
15/07/2022	0	0	254	254
16/07/2022	0	0	259	259
17/07/2022	0	0	248	248
18/07/2022	0	0	275	275
19/07/2022	0	0	271	271
20/07/2022	0	0	280	280
21/07/2022	0	0	303	303
22/07/2022	0	0	337	337
23/07/2022	0	0	364	364
24/07/2022	0	0	362	362
25/07/2022	0	0	351	351
26/07/2022	0	0	373	374
27/07/2022	0	0	425	425
28/07/2022	0	0	497	497
29/07/2022	0	0	541	541
30/07/2022	0	0	584	584
31/07/2022	0	0	626	626

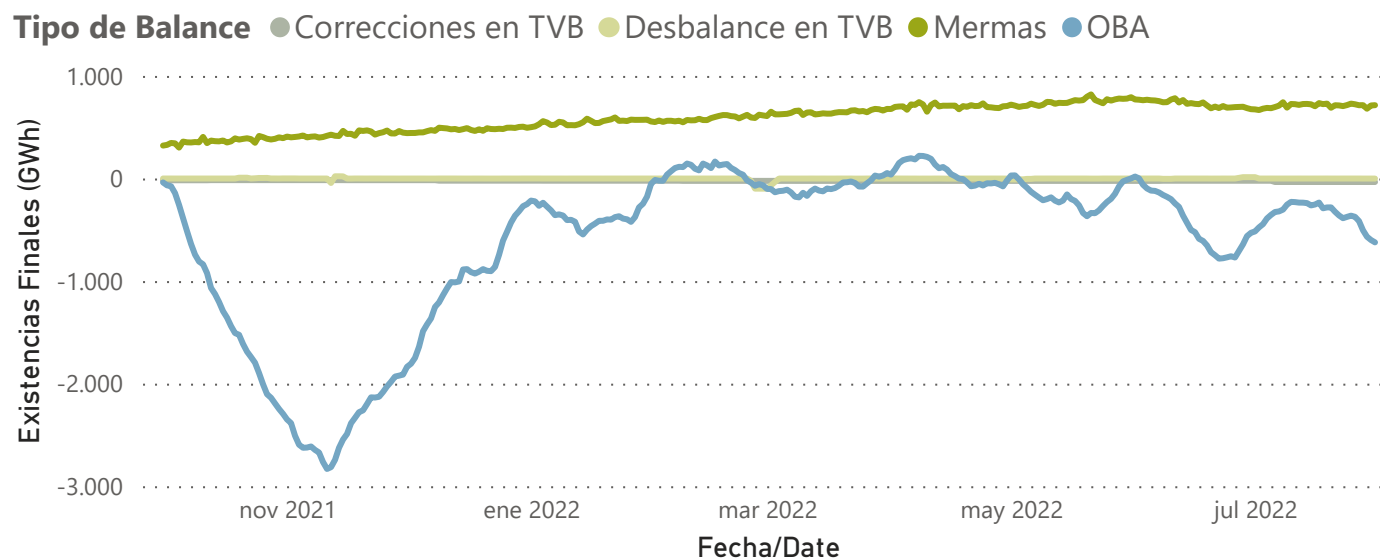


# Evolución Cuentas GTS en TVB 2022. GTS Accounts evolution in TVB 2022

Total existencias cuentas GTS diario provisional en PVB (GWh) / Total daily provisional stocks monitoring in TVB (GWh)



Seguimiento provisional de existencias durante el periodo seleccionado (GWh) / Provisional stocks monitoring during the selected period (GWh)

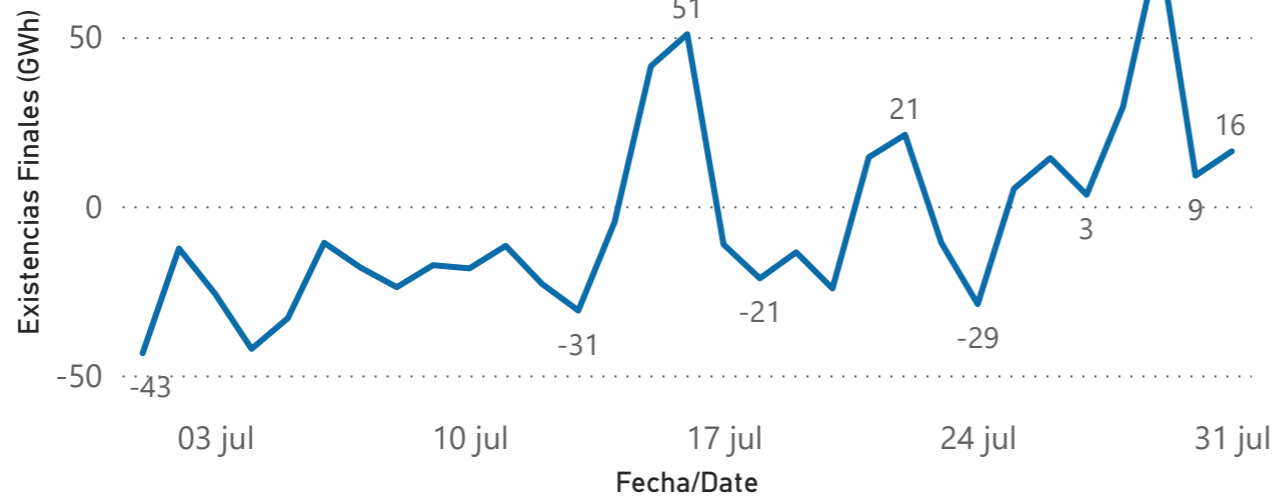


Fecha de Gas / Gas Date	Correcciones en TVB	Desbalance en TVB	Mermas	OBA	Total
01/07/2022	-22	13	674	-516	149
02/07/2022	-22	0	668	-476	169
03/07/2022	-22	0	681	-445	214
04/07/2022	-22	0	688	-389	277
05/07/2022	-22	0	686	-355	309
06/07/2022	-34	0	697	-326	336
07/07/2022	-34	0	710	-321	356
08/07/2022	-34	0	743	-303	406
09/07/2022	-34	0	691	-255	402
10/07/2022	-34	0	726	-228	465
11/07/2022	-34	0	725	-230	461
12/07/2022	-34	0	718	-235	449
13/07/2022	-34	0	726	-235	457
14/07/2022	-34	0	727	-240	453
15/07/2022	-34	0	723	-262	427
16/07/2022	-34	0	705	-253	417
17/07/2022	-34	0	735	-234	467
18/07/2022	-34	0	725	-290	401
19/07/2022	-34	0	730	-282	414
20/07/2022	-34	0	690	-281	375
21/07/2022	-34	0	714	-324	356
22/07/2022	-34	0	713	-360	319
23/07/2022	-34	0	706	-387	285
24/07/2022	-34	0	716	-374	308
25/07/2022	-34	0	730	-362	334
26/07/2022	-34	0	724	-373	317
27/07/2022	-34	0	714	-415	266
28/07/2022	-34	0	715	-505	176
29/07/2022	-34	0	680	-568	78
30/07/2022	-34	0	712	-599	78
31/07/2022	-34	0	715	-622	58

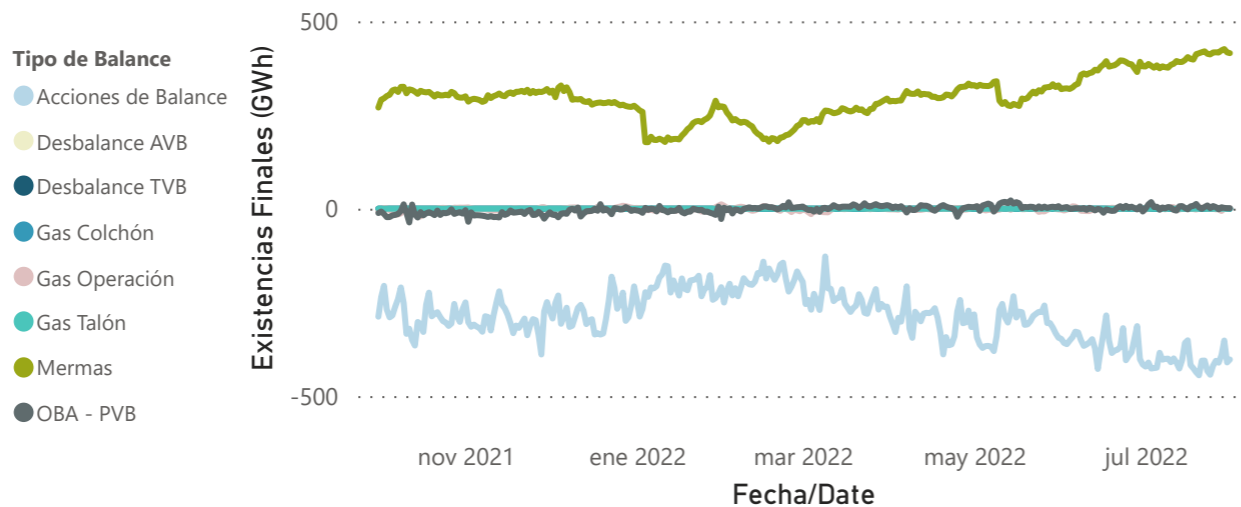


# Evolución Cuentas GTS en PVB 2022. GTS Accounts evolution in PVB 2022

## Total existencias cuentas GTS diario provisional en PVB (GWh) / Total daily provisional stocks monitoring in PVB (GWh)



## Seguimiento provisional de existencias durante el periodo seleccionado (GWh) / Provisional stocks monitoring during the selected period (GWh)



Fecha de Gas / Gas Date	Acciones de Balance	Desbalance AVB	Desbalance TVB	Gas Colchón	Gas Operación	Gas Talón	Mermas	OBA - PVB	Total
01/07/2022	-421	0	0	0	-2	0	380	1	-43
02/07/2022	-410	0	0	0	0	0	386	11	-12
03/07/2022	-427	0	0	0	1	0	381	18	-26
04/07/2022	-425	0	0	0	2	0	376	4	-42
05/07/2022	-424	0	0	0	3	0	383	6	-33
06/07/2022	-384	0	0	0	2	0	375	-3	-11
07/07/2022	-403	0	0	0	1	0	380	3	-18
08/07/2022	-401	0	0	0	-2	0	378	1	-24
09/07/2022	-400	0	0	0	2	0	376	5	-17
10/07/2022	-410	0	0	0	4	0	384	3	-18
11/07/2022	-399	0	0	0	4	0	387	-3	-12
12/07/2022	-411	0	0	0	-1	0	394	-5	-23
13/07/2022	-427	0	0	0	-2	0	391	6	-31
14/07/2022	-404	0	0	0	0	0	392	7	-5
15/07/2022	-358	0	0	0	1	0	397	2	41
16/07/2022	-351	0	0	0	-1	0	405	-2	51
17/07/2022	-417	0	0	0	0	0	400	6	-11
18/07/2022	-426	0	0	0	-1	0	398	7	-21
19/07/2022	-436	0	0	0	-2	0	412	13	-14
20/07/2022	-445	0	0	0	2	0	415	4	-24
21/07/2022	-406	0	0	0	3	0	418	0	14
22/07/2022	-405	0	0	0	2	0	420	5	21
23/07/2022	-433	0	0	0	0	0	413	9	-11
24/07/2022	-443	0	0	0	1	0	412	2	-29
25/07/2022	-419	0	0	0	0	0	417	7	5
26/07/2022	-406	0	0	0	-2	0	417	4	14
27/07/2022	-411	0	0	0	-1	0	417	-2	3
28/07/2022	-391	0	0	0	-6	0	423	4	29
29/07/2022	-352	0	0	0	0	0	426	2	77
30/07/2022	-410	0	0	0	1	0	417	1	9
31/07/2022	-402	0	0	0	2	0	415	1	16