



**Informe de Seguimiento de
cuentas GTS / GTS Accounts
Tracking Report**

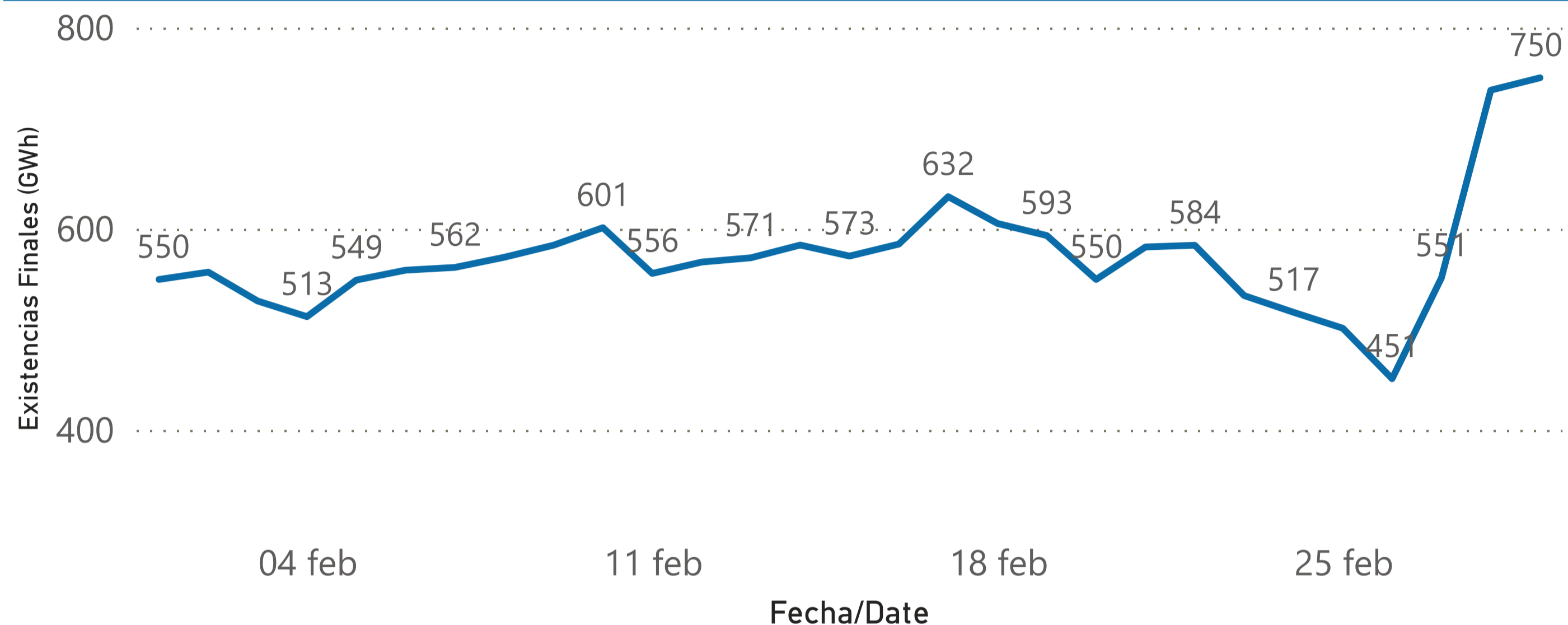
04/03/2024



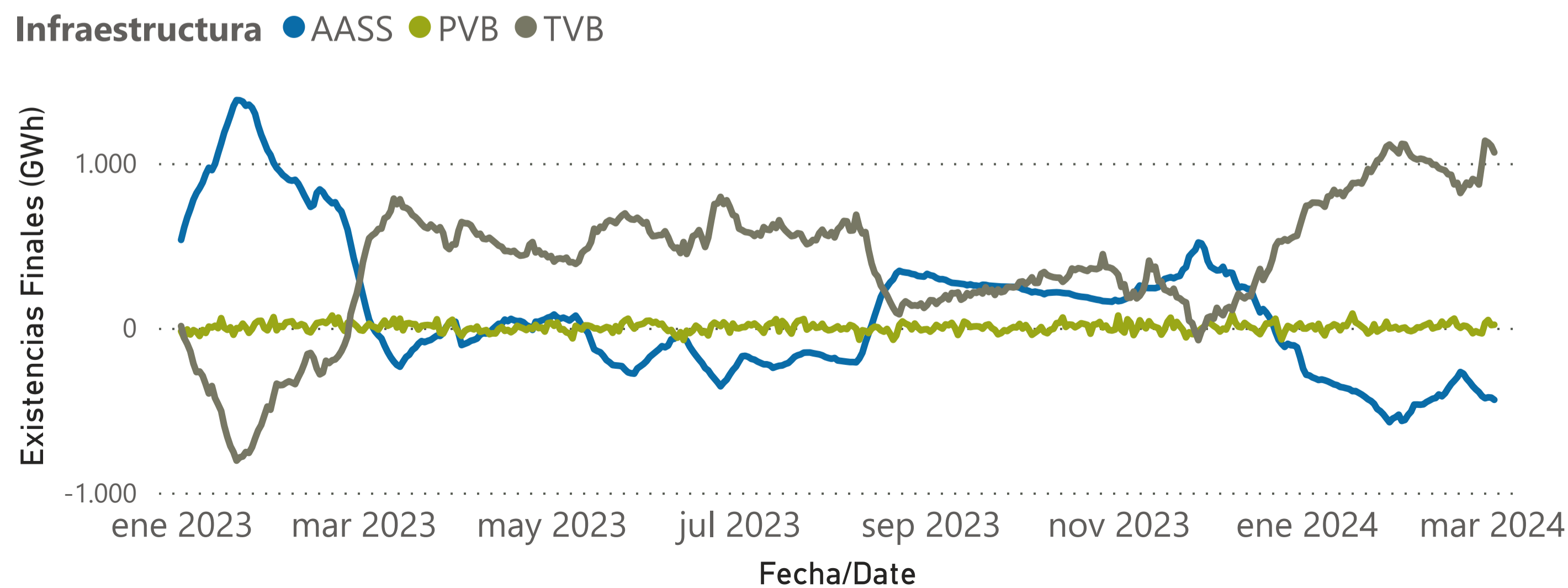


Evolución Cuentas GTS 2024. GTS Accounts evolution 2024

Total existencias cuentas GTS diario provisional (GWh) / Total daily provisional stocks monitoring (GWh)



Seguimiento de existencias por infraestructura durante el periodo seleccionado (GWh) / Provisional stocks monitoring by infrastructure during the selected period (GWh)

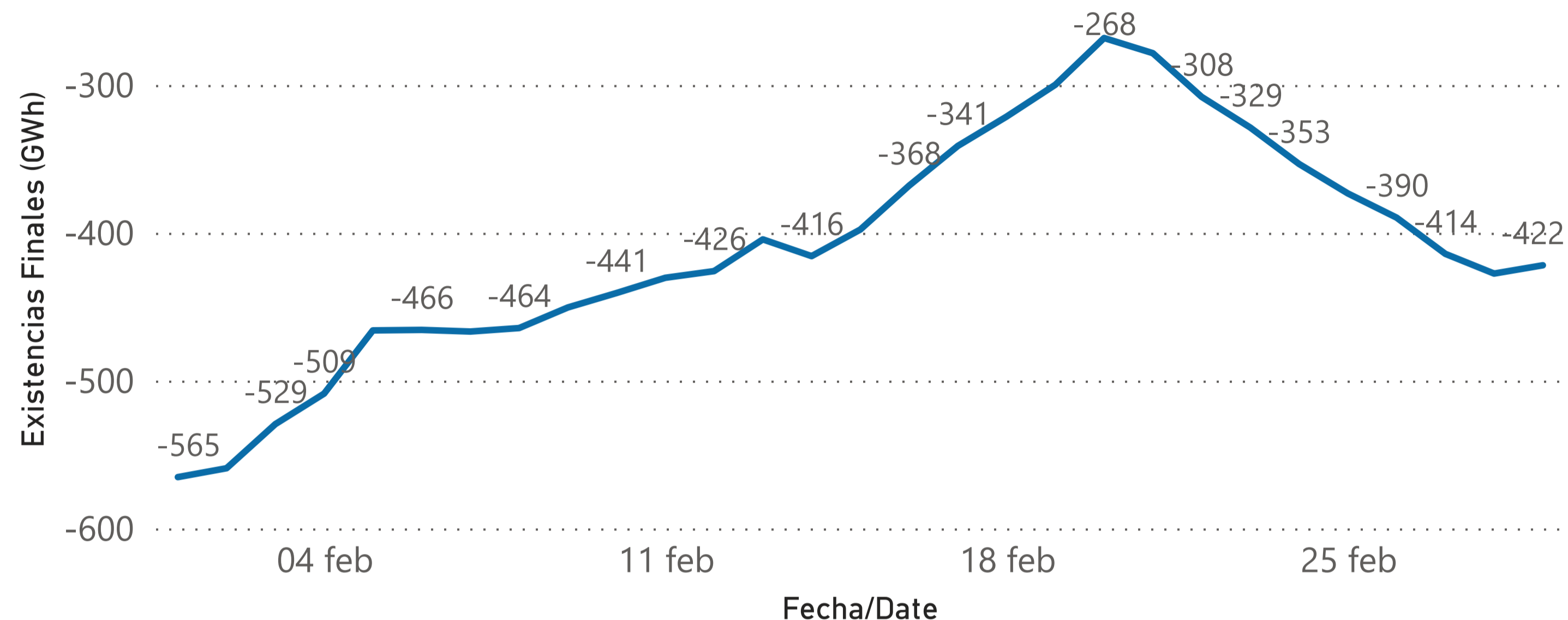


Fecha de Gas / Gas Date	AASS	PVB	TVB	Total
01/02/2024	-565	-2	1.117	550
02/02/2024	-559	2	1.114	557
03/02/2024	-529	-16	1.073	528
04/02/2024	-509	-20	1.042	513
05/02/2024	-466	-14	1.029	549
06/02/2024	-466	3	1.021	559
07/02/2024	-467	1	1.027	562
08/02/2024	-464	13	1.023	572
09/02/2024	-451	21	1.014	584
10/02/2024	-441	30	1.012	601
11/02/2024	-430	-4	990	556
12/02/2024	-426	3	990	567
13/02/2024	-404	7	969	571
14/02/2024	-416	38	962	584
15/02/2024	-398	15	956	573
16/02/2024	-368	21	932	585
17/02/2024	-341	44	929	632
18/02/2024	-321	56	870	605
19/02/2024	-300	13	880	593
20/02/2024	-268	0	818	550
21/02/2024	-278	13	847	582
22/02/2024	-308	10	882	584
23/02/2024	-329	-5	867	534
24/02/2024	-353	-33	903	517
25/02/2024	-373	-21	895	501
26/02/2024	-390	-29	870	451
27/02/2024	-414	-34	999	551
28/02/2024	-428	29	1.136	738
29/02/2024	-422	48	1.125	750

Evolución Cuentas GTS en AVB 2024. GTS Accounts evolution in AVB 2024

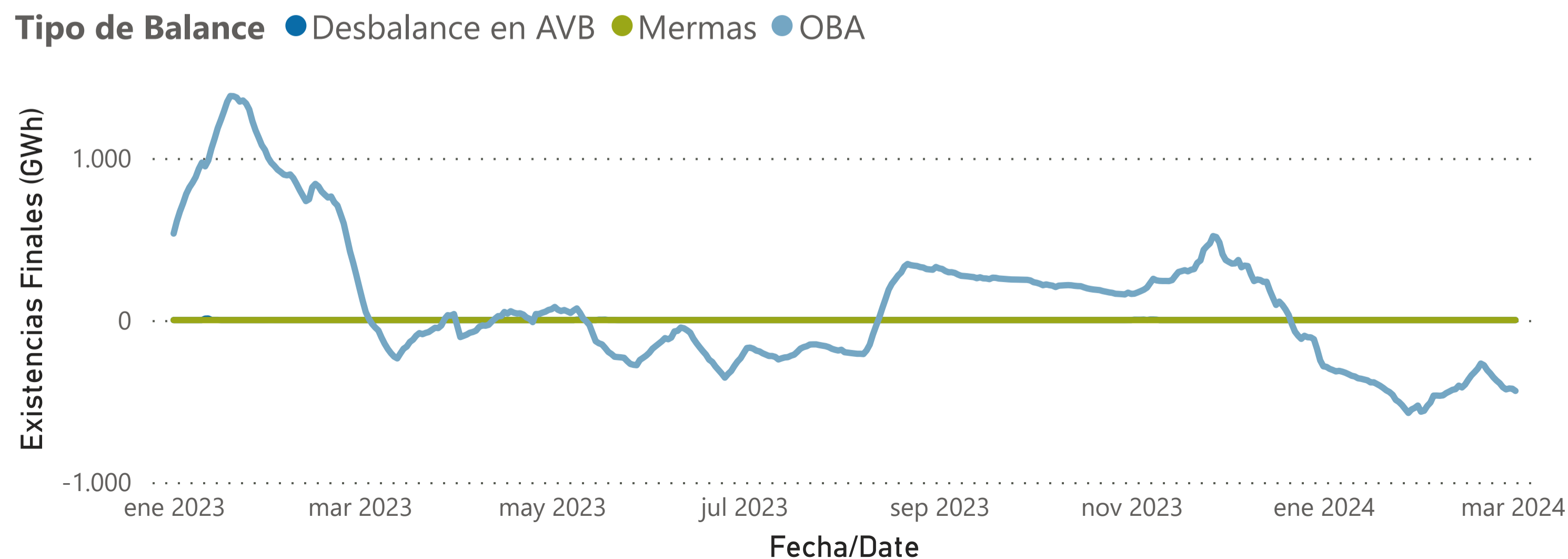


Total existencias cuentas GTS diario provisional en AVB (GWh) / Total daily provisional stocks monitoring in AVB (GWh)



Fecha de Gas / Gas Date	Desbalance en AVB	Mermas	OBA	Total
01/02/2024	0	0	-565	-565
02/02/2024	0	0	-559	-559
03/02/2024	0	0	-529	-529
04/02/2024	0	0	-509	-509
05/02/2024	0	0	-466	-466
06/02/2024	0	0	-466	-466
07/02/2024	0	0	-467	-467
08/02/2024	0	0	-464	-464
09/02/2024	0	0	-451	-451
10/02/2024	0	0	-441	-441
11/02/2024	0	0	-430	-430
12/02/2024	0	0	-426	-426
13/02/2024	0	0	-404	-404
14/02/2024	0	0	-416	-416
15/02/2024	0	0	-398	-398
16/02/2024	0	0	-368	-368
17/02/2024	0	0	-341	-341
18/02/2024	0	0	-321	-321
19/02/2024	0	0	-300	-300
20/02/2024	0	0	-268	-268
21/02/2024	0	0	-278	-278
22/02/2024	0	0	-308	-308
23/02/2024	0	0	-329	-329
24/02/2024	0	0	-353	-353
25/02/2024	0	0	-373	-373
26/02/2024	0	0	-390	-390
27/02/2024	0	0	-414	-414
28/02/2024	0	0	-428	-428
29/02/2024	0	0	-422	-422

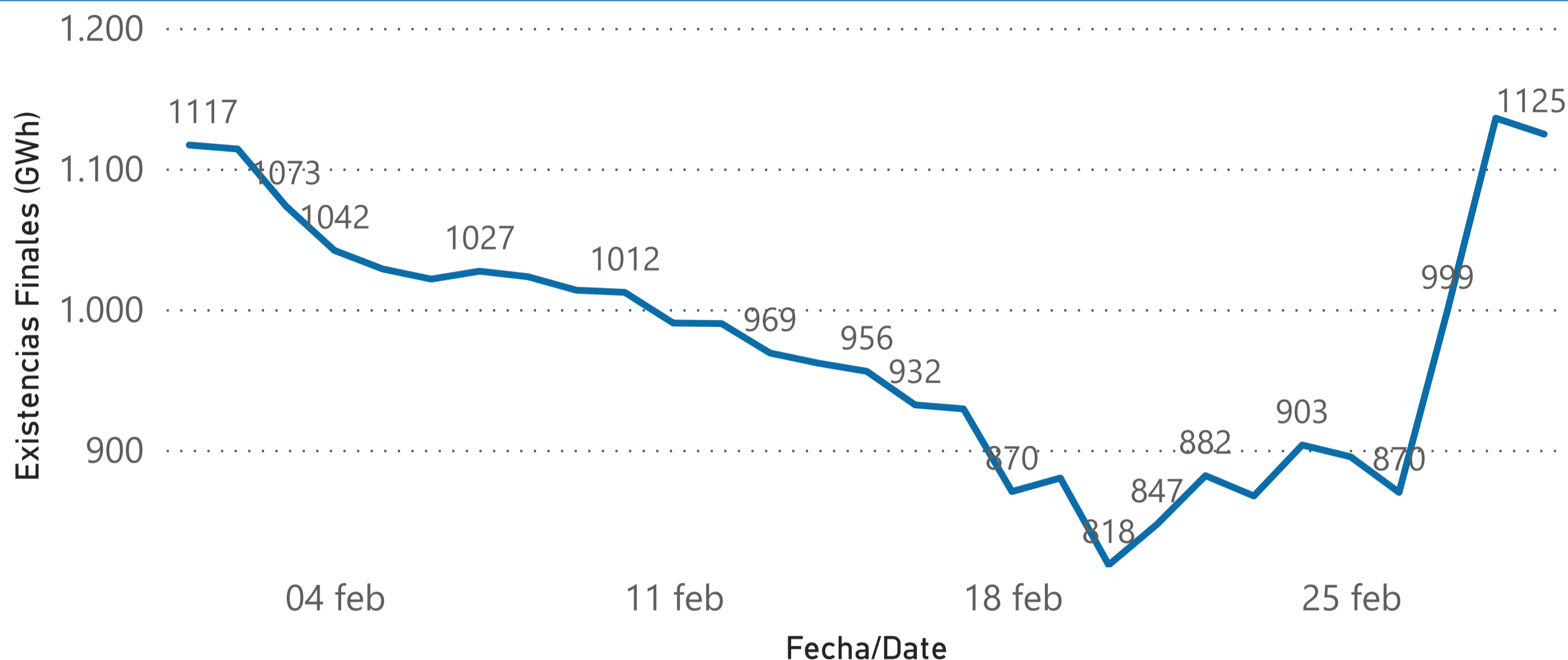
Seguimiento provisional de existencias durante el periodo seleccionado (GWh) / Provisional stocks monitoring during the selected period (GWh)



Evolución Cuentas GTS en TVB 2024. GTS Accounts evolution in TVB 2024

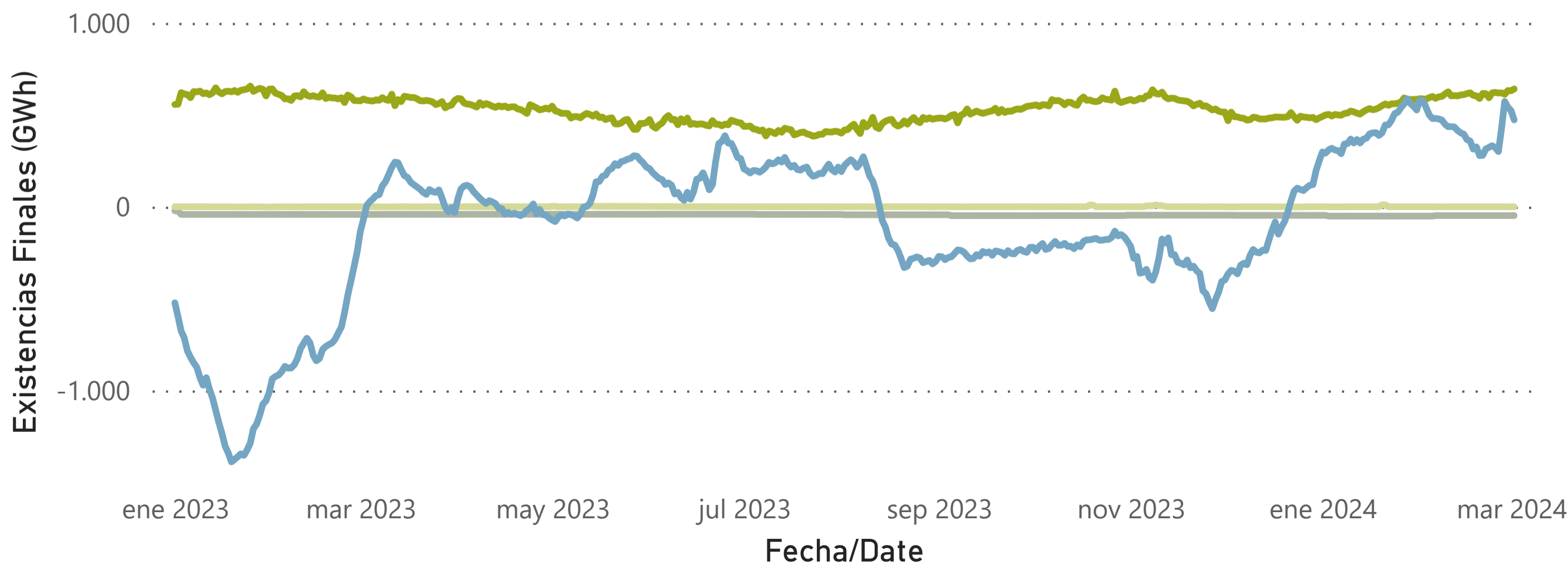


Total existencias cuentas GTS diario provisional en TVB (GWh) / Total daily provisional stocks monitoring in TVB (GWh)



Seguimiento provisional de existencias durante el periodo seleccionado (GWh) / Provisional stocks monitoring during the selected period (GWh)

Tipo de Balance ● Correcciones en TVB ● Desbalance en TVB ● Mermas ● OBA

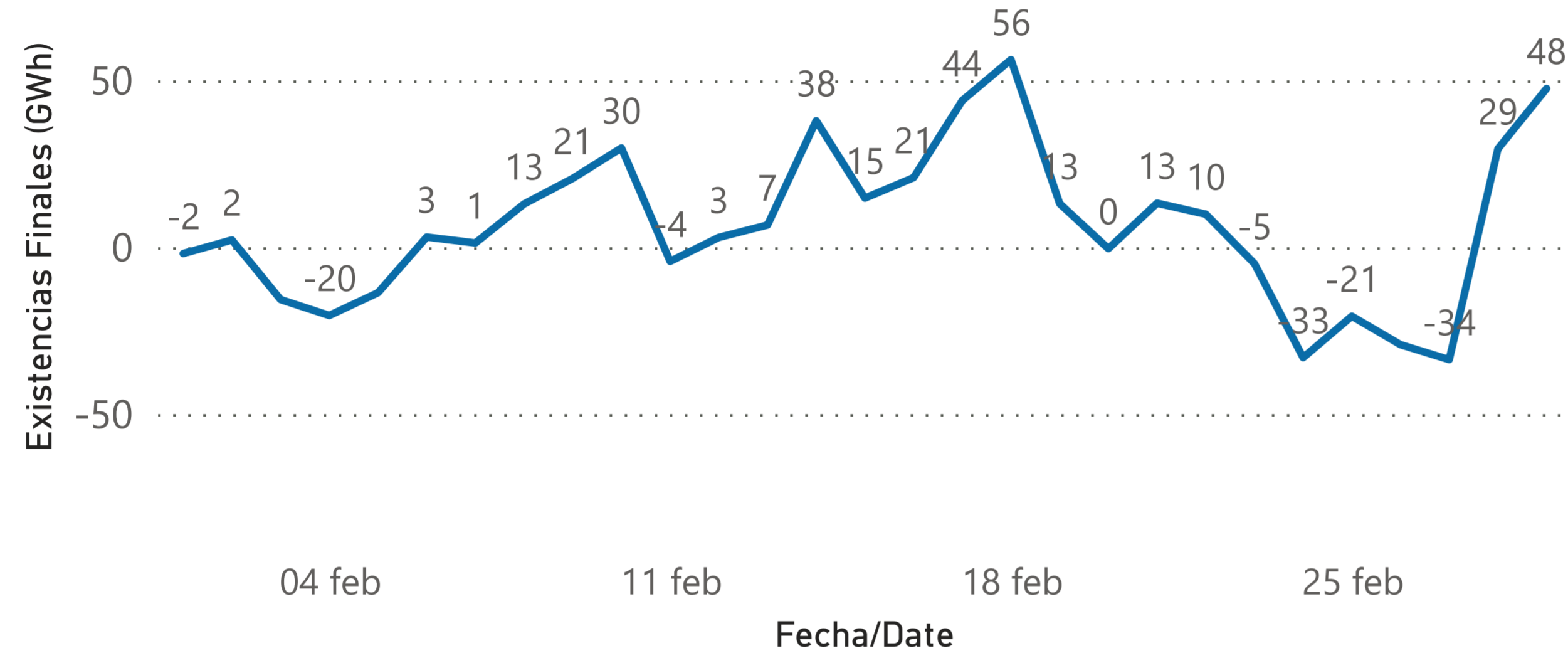


Fecha de Gas / Gas Date	Correcciones en TVB	Desbalance en TVB	Mermas	OBA	Total
01/02/2024	-51	0	588	580	1.117
02/02/2024	-51	0	587	578	1.114
03/02/2024	-51	0	585	539	1.073
04/02/2024	-51	0	594	499	1.042
05/02/2024	-51	0	600	480	1.029
06/02/2024	-48	0	590	481	1.021
07/02/2024	-48	-1	598	478	1.027
08/02/2024	-48	-1	600	472	1.023
09/02/2024	-48	-1	613	449	1.014
10/02/2024	-48	0	625	435	1.012
11/02/2024	-48	0	603	436	990
12/02/2024	-48	0	605	433	990
13/02/2024	-48	0	602	415	969
14/02/2024	-48	0	608	402	962
15/02/2024	-48	0	610	394	956
16/02/2024	-48	0	616	365	932
17/02/2024	-48	0	620	358	929
18/02/2024	-48	0	606	313	870
19/02/2024	-48	0	603	325	880
20/02/2024	-48	0	589	278	818
21/02/2024	-48	0	616	279	847
22/02/2024	-48	0	615	315	882
23/02/2024	-48	0	593	323	867
24/02/2024	-48	0	620	332	903
25/02/2024	-48	0	622	321	895
26/02/2024	-48	0	618	300	870
27/02/2024	-48	0	620	428	999
28/02/2024	-48	-1	612	573	1.136
29/02/2024	-48	-1	632	541	1.125

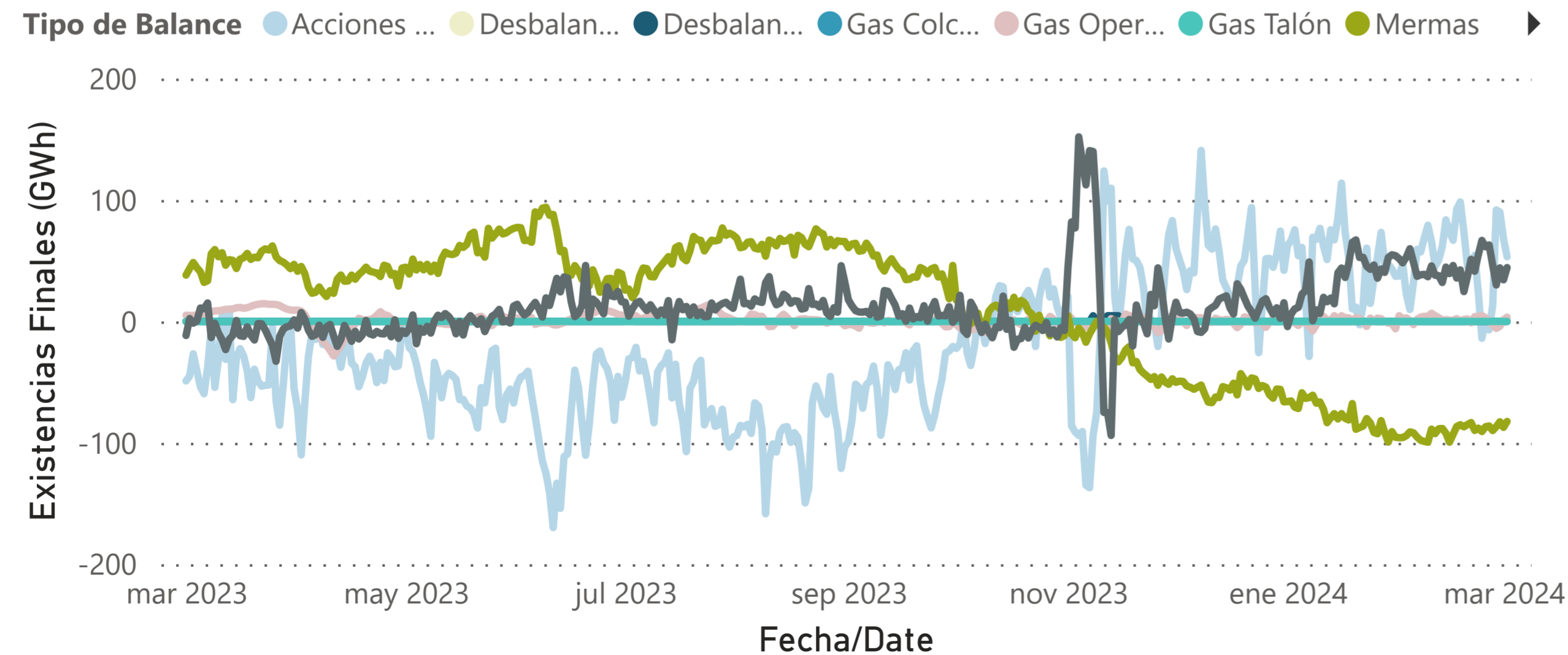


Evolución Cuentas GTS en PVB 2024. GTS Accounts evolution in PVB 2024

Total existencias cuentas GTS diario provisional en PVB (GWh) / Total daily provisional stocks monitoring in PVB (GWh)



Seguimiento provisional de existencias durante el periodo seleccionado (GWh) / Provisional stocks monitoring during the selected period (GWh)



Fecha de Gas / Gas Date	Acciones de Balance	Desbalance AVB	Desbalance TVB	Gas Colchón	Gas Operación	Gas Talón	Mermas	OBA - PVB	Total
01/02/2024	37	0	0	0	5	0	-96	52	-2
02/02/2024	47	0	0	0	2	0	-96	48	2
03/02/2024	23	0	0	0	3	0	-94	53	-16
04/02/2024	10	0	0	0	1	0	-91	60	-20
05/02/2024	32	0	0	0	-3	0	-92	49	-14
06/02/2024	59	0	0	0	2	0	-95	37	3
07/02/2024	57	0	0	0	4	0	-98	38	1
08/02/2024	69	0	0	0	4	0	-99	39	13
09/02/2024	79	0	0	0	4	0	-99	37	21
10/02/2024	66	0	0	0	7	0	-89	46	30
11/02/2024	45	0	0	0	5	0	-92	38	-4
12/02/2024	51	0	0	0	3	0	-88	38	3
13/02/2024	62	0	0	0	1	0	-88	32	7
14/02/2024	84	0	0	0	1	0	-92	45	38
15/02/2024	74	0	0	0	1	0	-99	39	15
16/02/2024	67	0	0	0	1	0	-93	46	21
17/02/2024	92	0	0	0	2	0	-87	36	44
18/02/2024	98	0	0	0	0	0	-85	42	56
19/02/2024	74	0	0	0	2	0	-87	25	13
20/02/2024	45	0	0	0	2	0	-85	37	0
21/02/2024	46	0	0	0	-1	0	-83	51	13
22/02/2024	54	0	0	0	4	0	-90	41	10
23/02/2024	24	0	0	0	4	0	-88	55	-5
24/02/2024	-14	0	0	0	5	0	-91	67	-33
25/02/2024	2	0	0	0	3	0	-87	61	-21
26/02/2024	-7	0	0	0	1	0	-86	63	-29
27/02/2024	13	0	0	0	-3	0	-90	46	-34
28/02/2024	92	0	0	0	-6	0	-87	30	29
29/02/2024	90	0	0	0	-4	0	-83	44	48