



**Informe de Seguimiento de  
cuentas GTS / GTS Accounts  
Tracking Report**

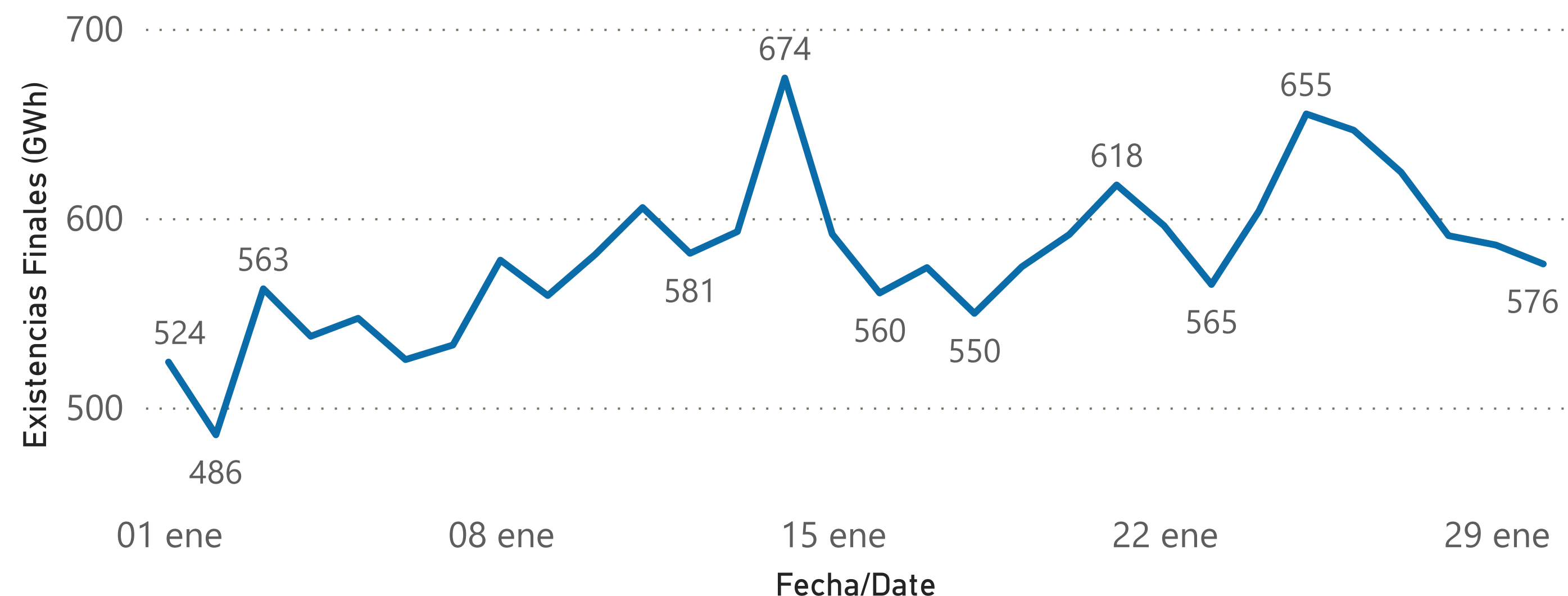
02/02/2023





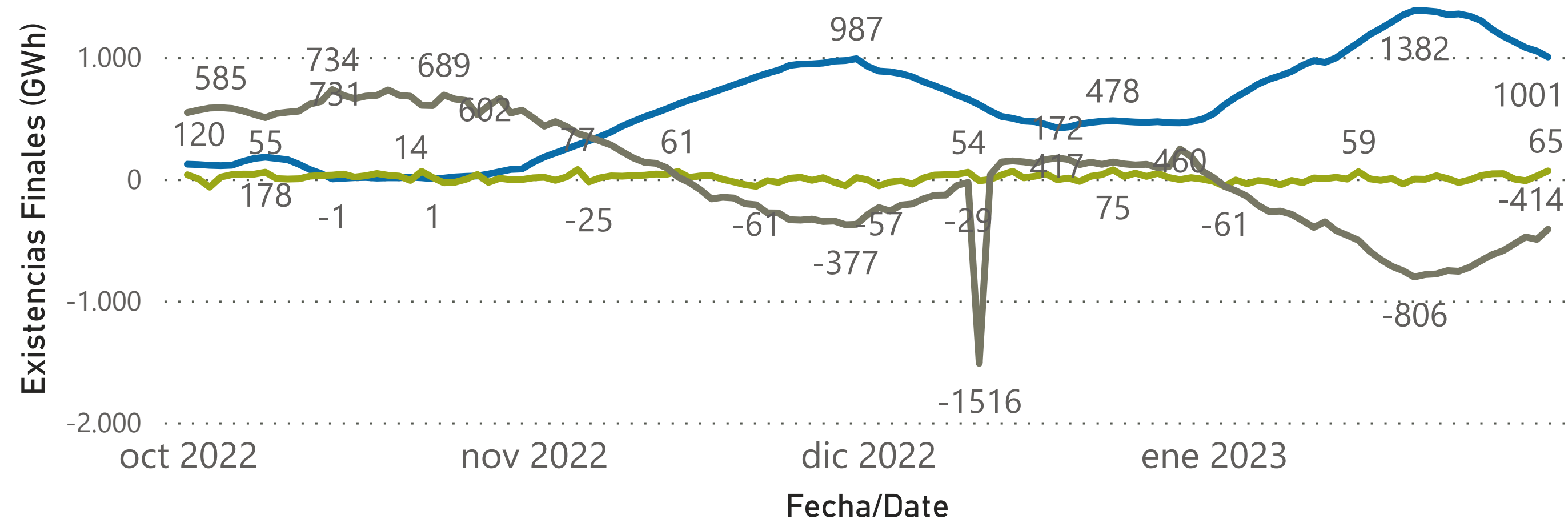
# Evolución Cuentas GTS 2023. GTS Accounts evolution 2023

## Total existencias cuentas GTS diario provisional (GWh) / Total daily provisional stocks monitoring (GWh)



## Seguimiento de existencias por infraestructura durante el periodo seleccionado (GWh) / Provisional stocks monitoring by infrastructure during the selected period (GWh)

Infraestructura ● AASS ● PVB ● TVB

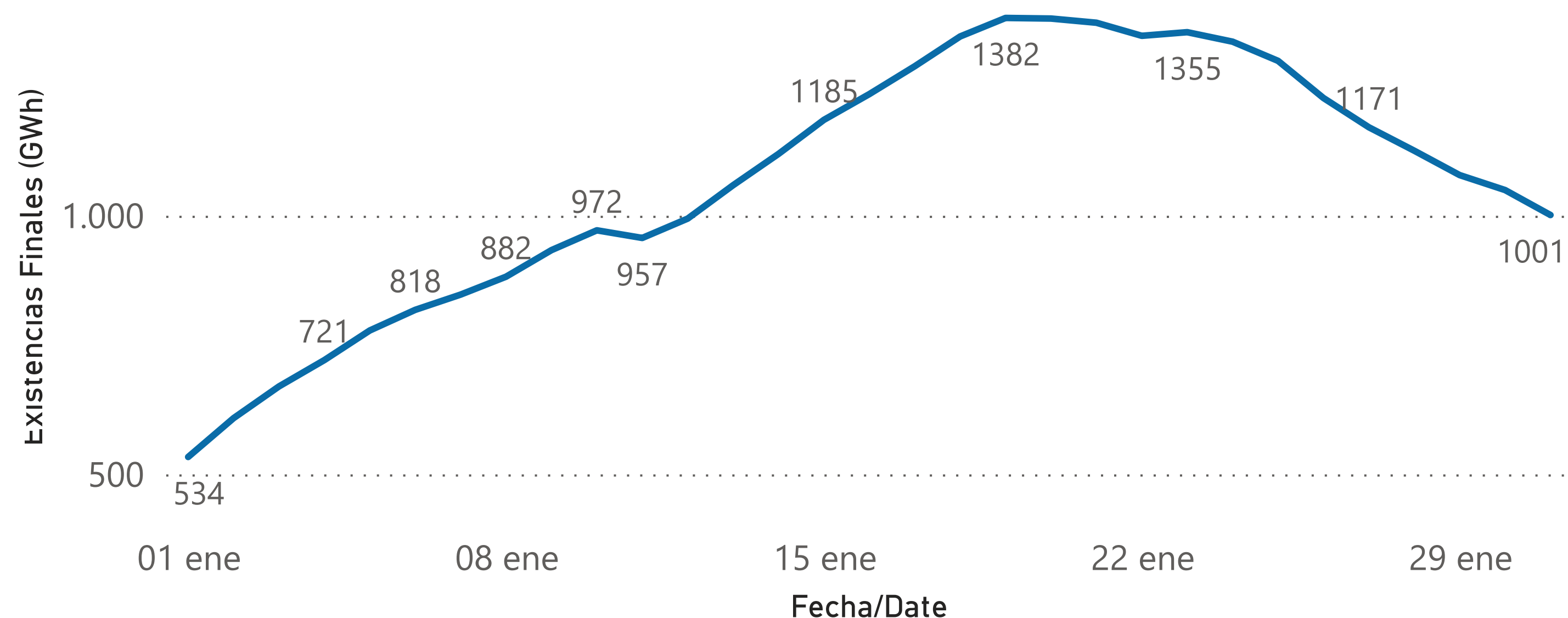


| Fecha de Gas / Gas Date | AASS  | PVB | TVB  | Total |
|-------------------------|-------|-----|------|-------|
| 01/01/2023              | 534   | -20 | 11   | 524   |
| 02/01/2023              | 609   | -61 | -62  | 486   |
| 03/01/2023              | 670   | -10 | -98  | 563   |
| 04/01/2023              | 721   | -41 | -143 | 538   |
| 05/01/2023              | 778   | -14 | -217 | 547   |
| 06/01/2023              | 818   | -24 | -269 | 525   |
| 07/01/2023              | 848   | -50 | -265 | 533   |
| 08/01/2023              | 882   | -13 | -291 | 578   |
| 09/01/2023              | 934   | -31 | -343 | 559   |
| 10/01/2023              | 972   | 8   | -399 | 581   |
| 11/01/2023              | 957   | 2   | -353 | 606   |
| 12/01/2023              | 994   | 13  | -426 | 581   |
| 13/01/2023              | 1.059 | -2  | -464 | 593   |
| 14/01/2023              | 1.120 | 59  | -504 | 674   |
| 15/01/2023              | 1.185 | 0   | -594 | 592   |
| 16/01/2023              | 1.235 | -12 | -663 | 560   |
| 17/01/2023              | 1.289 | 3   | -718 | 574   |
| 18/01/2023              | 1.347 | -42 | -755 | 550   |
| 19/01/2023              | 1.382 | -2  | -806 | 574   |
| 20/01/2023              | 1.381 | -3  | -786 | 591   |
| 21/01/2023              | 1.373 | 25  | -781 | 618   |
| 22/01/2023              | 1.348 | 2   | -754 | 596   |
| 23/01/2023              | 1.355 | -31 | -759 | 565   |
| 24/01/2023              | 1.336 | -8  | -725 | 604   |
| 25/01/2023              | 1.299 | 28  | -672 | 655   |
| 26/01/2023              | 1.228 | 42  | -623 | 646   |
| 27/01/2023              | 1.171 | 43  | -590 | 624   |
| 28/01/2023              | 1.126 | -2  | -533 | 591   |
| 29/01/2023              | 1.079 | -15 | -478 | 586   |
| 30/01/2023              | 1.050 | 23  | -497 | 576   |
| 31/01/2023              | 1.001 | 65  | -414 | 652   |

# Evolución Cuentas GTS en AVB 2023. GTS Accounts evolution in AVB 2023

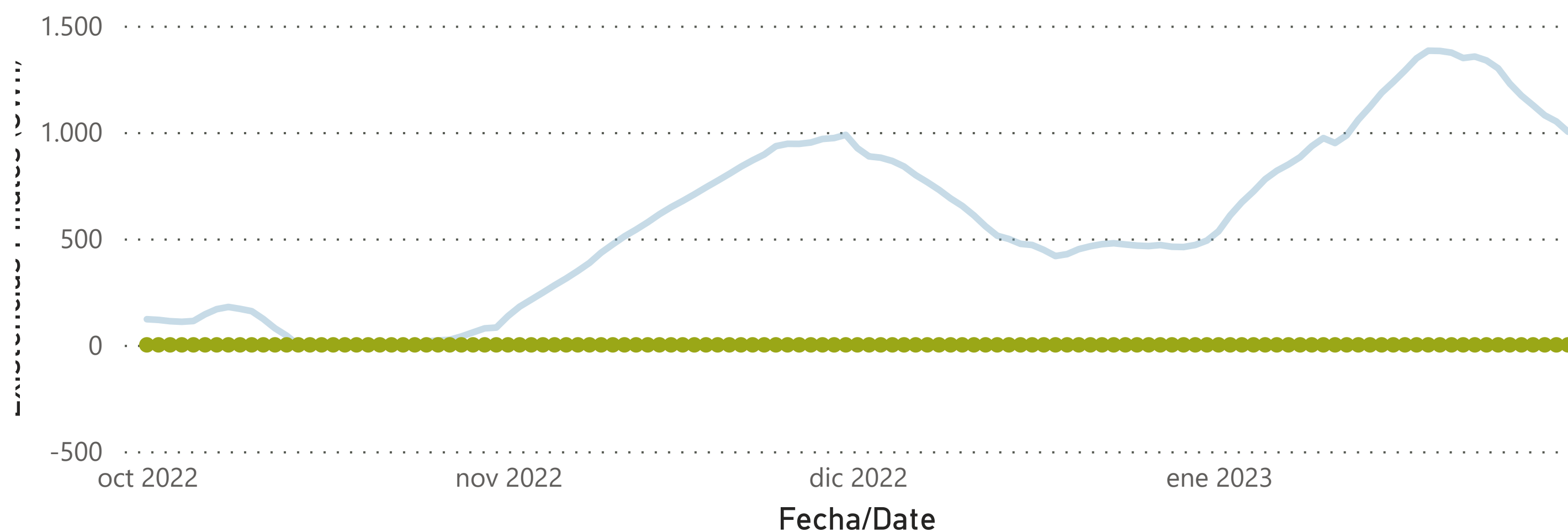


## Total existencias cuentas GTS diario provisional en AVB (GWh) / Total daily provisional stocks monitoring in AVB (GWh)



## Seguimiento provisional de existencias durante el periodo seleccionado (GWh) / Provisional stocks monitoring during the selected period (GWh)

tipo de Balance ● Desbalance en AVB ● Mermas ● OBA



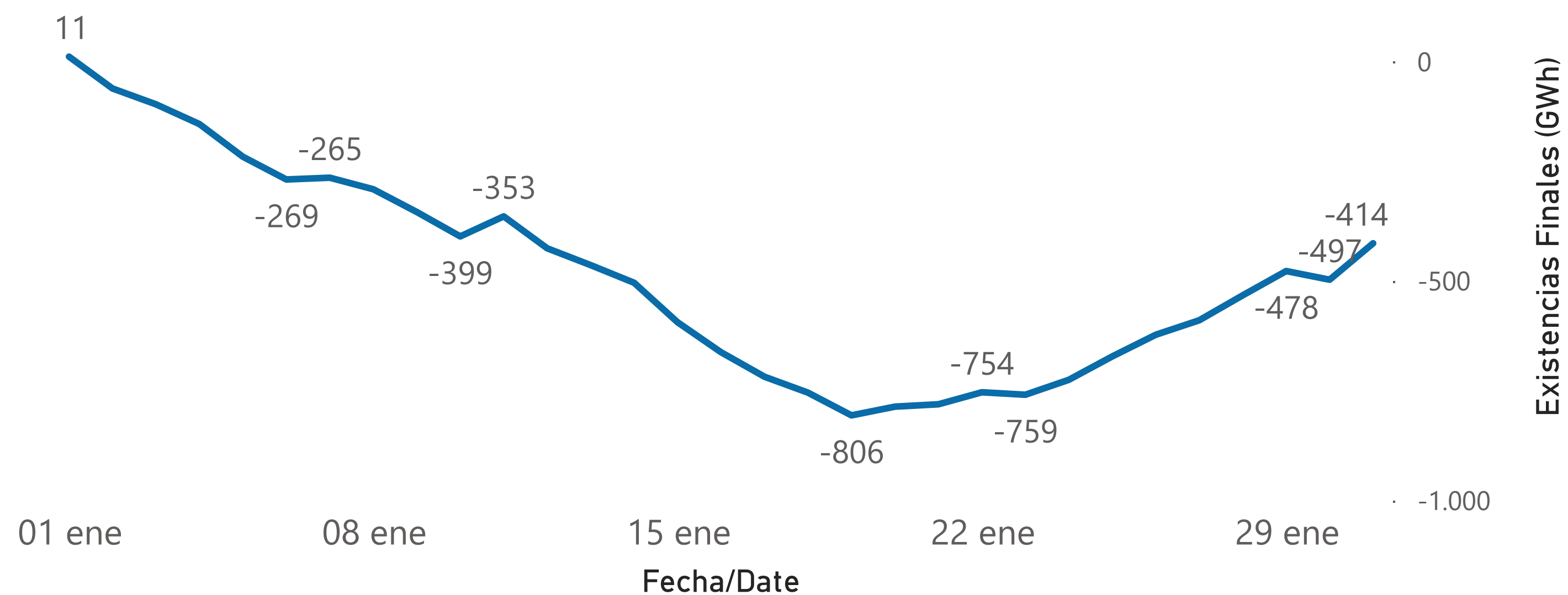
| Fecha de Gas / Gas Date | Desbalance en AVB | Mermas | OBA   | Total        |
|-------------------------|-------------------|--------|-------|--------------|
| 01/01/2023              | 0                 | 0      | 534   | <b>534</b>   |
| 02/01/2023              | 0                 | 0      | 609   | <b>609</b>   |
| 03/01/2023              | 0                 | 0      | 670   | <b>670</b>   |
| 04/01/2023              | 0                 | 0      | 721   | <b>721</b>   |
| 05/01/2023              | 0                 | 0      | 778   | <b>778</b>   |
| 06/01/2023              | 0                 | 0      | 818   | <b>818</b>   |
| 07/01/2023              | 0                 | 0      | 848   | <b>848</b>   |
| 08/01/2023              | 0                 | 0      | 882   | <b>882</b>   |
| 09/01/2023              | 0                 | 0      | 934   | <b>934</b>   |
| 10/01/2023              | 0                 | 0      | 972   | <b>972</b>   |
| 11/01/2023              | 9                 | 0      | 948   | <b>957</b>   |
| 12/01/2023              | 10                | 0      | 985   | <b>994</b>   |
| 13/01/2023              | 1                 | 0      | 1.058 | <b>1.059</b> |
| 14/01/2023              | 1                 | 0      | 1.119 | <b>1.120</b> |
| 15/01/2023              | 1                 | 0      | 1.184 | <b>1.185</b> |
| 16/01/2023              | 0                 | 0      | 1.235 | <b>1.235</b> |
| 17/01/2023              | 0                 | 0      | 1.289 | <b>1.289</b> |
| 18/01/2023              | 0                 | 0      | 1.347 | <b>1.347</b> |
| 19/01/2023              | 0                 | 0      | 1.382 | <b>1.382</b> |
| 20/01/2023              | 0                 | 0      | 1.381 | <b>1.381</b> |
| 21/01/2023              | 0                 | 0      | 1.373 | <b>1.373</b> |
| 22/01/2023              | 0                 | 0      | 1.348 | <b>1.348</b> |
| 23/01/2023              | 0                 | 0      | 1.355 | <b>1.355</b> |
| 24/01/2023              | 0                 | 0      | 1.336 | <b>1.336</b> |
| 25/01/2023              | 0                 | 0      | 1.299 | <b>1.299</b> |
| 26/01/2023              | 0                 | 0      | 1.228 | <b>1.228</b> |
| 27/01/2023              | 0                 | 0      | 1.171 | <b>1.171</b> |
| 28/01/2023              | 0                 | 0      | 1.126 | <b>1.126</b> |
| 29/01/2023              | 0                 | 0      | 1.079 | <b>1.079</b> |
| 30/01/2023              | 0                 | 0      | 1.050 | <b>1.050</b> |
| 31/01/2023              | 0                 | 0      | 1.001 | <b>1.001</b> |



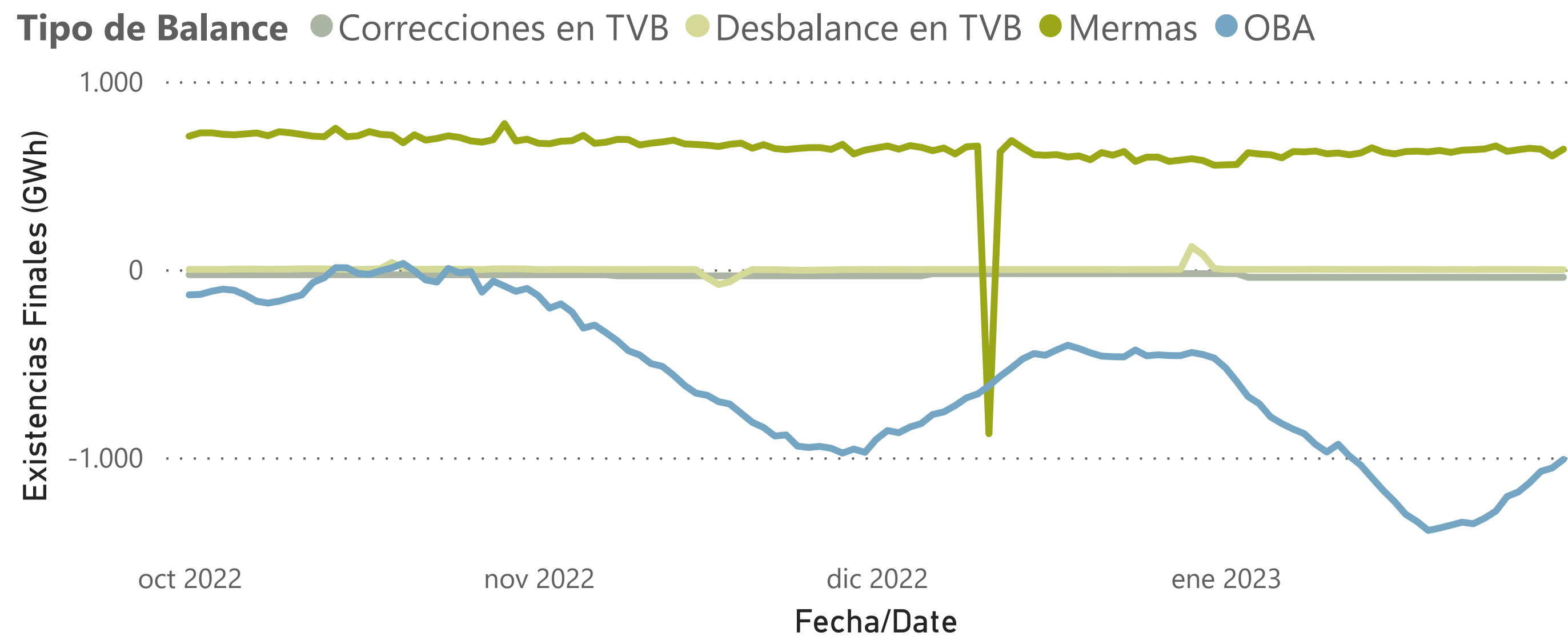
# Evolución Cuentas GTS en TVB 2023. GTS Accounts evolution in TVB 2023



## Total existencias cuentas GTS diario provisional en TVB (GWh) / Total daily provisional stocks monitoring in TVB (GWh)



## Seguimiento provisional de existencias durante el periodo seleccionado (GWh) / Provisional stocks monitoring during the selected period (GWh)

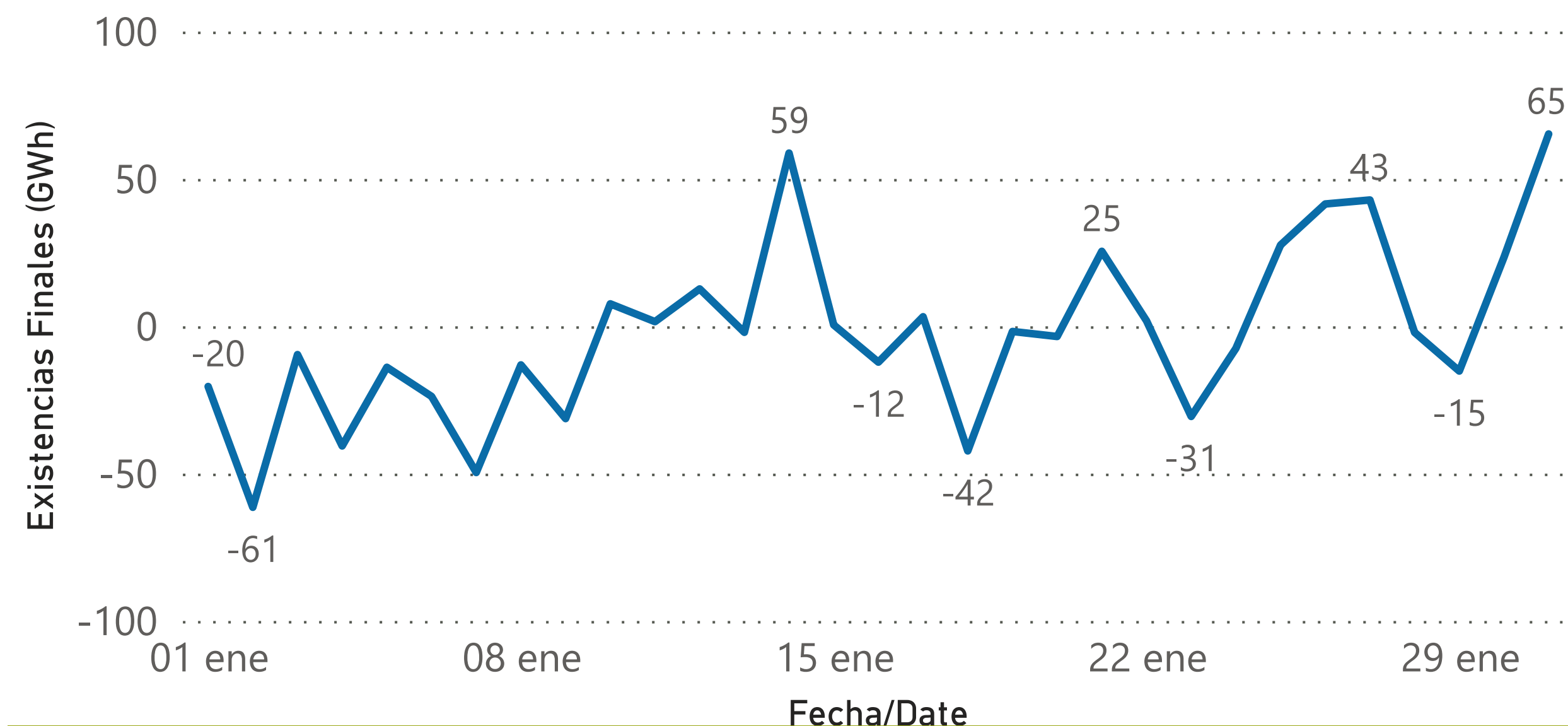


| Fecha de Gas / Gas Date | Correcciones en TVB | Desbalance en TVB | Mermas | OBA    | Total       |
|-------------------------|---------------------|-------------------|--------|--------|-------------|
| 01/01/2023              | -22                 | 0                 | 556    | -523   | <b>11</b>   |
| 02/01/2023              | -22                 | 0                 | 558    | -597   | <b>-62</b>  |
| 03/01/2023              | -42                 | 0                 | 621    | -676   | <b>-98</b>  |
| 04/01/2023              | -42                 | 0                 | 614    | -714   | <b>-143</b> |
| 05/01/2023              | -42                 | 0                 | 610    | -785   | <b>-217</b> |
| 06/01/2023              | -42                 | 0                 | 593    | -820   | <b>-269</b> |
| 07/01/2023              | -42                 | -1                | 627    | -849   | <b>-265</b> |
| 08/01/2023              | -42                 | 0                 | 625    | -874   | <b>-291</b> |
| 09/01/2023              | -42                 | 0                 | 629    | -931   | <b>-343</b> |
| 10/01/2023              | -42                 | 0                 | 615    | -971   | <b>-399</b> |
| 11/01/2023              | -42                 | 0                 | 619    | -930   | <b>-353</b> |
| 12/01/2023              | -42                 | 0                 | 609    | -993   | <b>-426</b> |
| 13/01/2023              | -42                 | -1                | 619    | -1.041 | <b>-464</b> |
| 14/01/2023              | -42                 | -1                | 647    | -1.108 | <b>-504</b> |
| 15/01/2023              | -42                 | -1                | 624    | -1.175 | <b>-594</b> |
| 16/01/2023              | -42                 | 0                 | 614    | -1.234 | <b>-663</b> |
| 17/01/2023              | -42                 | 0                 | 627    | -1.303 | <b>-718</b> |
| 18/01/2023              | -42                 | -1                | 629    | -1.341 | <b>-755</b> |
| 19/01/2023              | -42                 | -1                | 625    | -1.389 | <b>-806</b> |
| 20/01/2023              | -42                 | -1                | 633    | -1.376 | <b>-786</b> |
| 21/01/2023              | -42                 | -1                | 622    | -1.361 | <b>-781</b> |
| 22/01/2023              | -42                 | -1                | 634    | -1.345 | <b>-754</b> |
| 23/01/2023              | -42                 | -1                | 637    | -1.353 | <b>-759</b> |
| 24/01/2023              | -42                 | 0                 | 641    | -1.323 | <b>-725</b> |
| 25/01/2023              | -42                 | -1                | 656    | -1.286 | <b>-672</b> |
| 26/01/2023              | -42                 | 0                 | 627    | -1.208 | <b>-623</b> |
| 27/01/2023              | -42                 | -1                | 637    | -1.184 | <b>-590</b> |
| 28/01/2023              | -42                 | -1                | 644    | -1.134 | <b>-533</b> |
| 29/01/2023              | -42                 | -1                | 639    | -1.074 | <b>-478</b> |
| 30/01/2023              | -42                 | -2                | 603    | -1.056 | <b>-497</b> |
| 31/01/2023              | -42                 | -1                | 640    | -1.011 | <b>-414</b> |

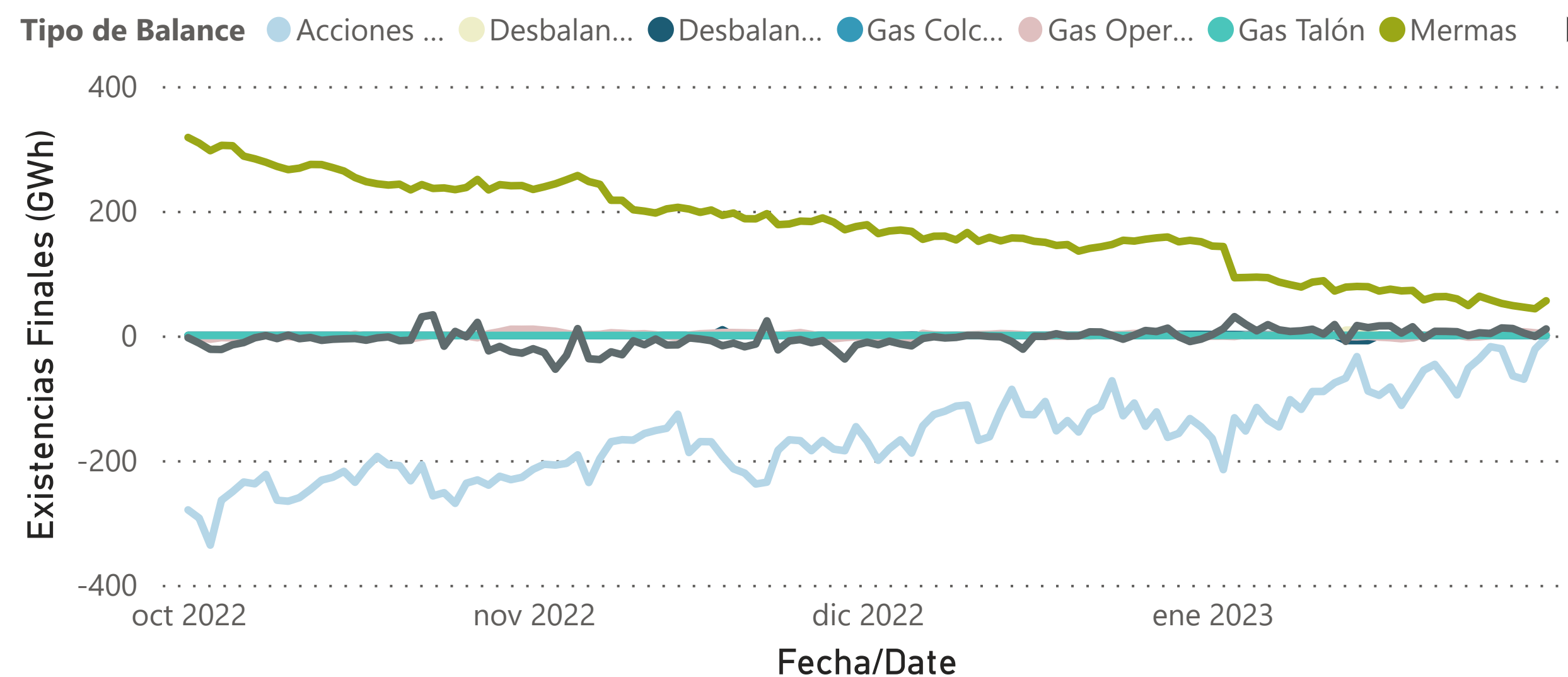


# Evolución Cuentas GTS en PVB 2023. GTS Accounts evolution in PVB 2023

## Total existencias cuentas GTS diario provisional en PVB (GWh) / Total daily provisional stocks monitoring in PVB (GWh)



## Seguimiento provisional de existencias durante el periodo seleccionado (GWh) / Provisional stocks monitoring during the selected period (GWh)



| Fecha de Gas / Gas Date | Acciones de Balance | Desbalance AVB | Desbalance TVB | Gas Colchón | Gas Operación | Gas Talón | Mermas | OBA - PVB | Total |
|-------------------------|---------------------|----------------|----------------|-------------|---------------|-----------|--------|-----------|-------|
| 01/01/2023              | -165                | 0              | 2              | 0           | -1            | 0         | 143    | 1         | -20   |
| 02/01/2023              | -215                | 0              | 2              | 0           | -1            | 0         | 143    | 11        | -61   |
| 03/01/2023              | -132                | 0              | 2              | 0           | -2            | 0         | 93     | 30        | -10   |
| 04/01/2023              | -153                | 0              | 1              | 0           | 1             | 0         | 93     | 18        | -41   |
| 05/01/2023              | -116                | 0              | 1              | 0           | -1            | 0         | 94     | 7         | -14   |
| 06/01/2023              | -136                | 0              | 1              | 0           | 1             | 0         | 93     | 17        | -24   |
| 07/01/2023              | -147                | 0              | 1              | 0           | 1             | 0         | 86     | 9         | -50   |
| 08/01/2023              | -103                | 0              | 1              | 0           | 1             | 0         | 81     | 6         | -13   |
| 09/01/2023              | -119                | 0              | 1              | 0           | 1             | 0         | 78     | 7         | -31   |
| 10/01/2023              | -90                 | 0              | 1              | 0           | 1             | 0         | 86     | 10        | 8     |
| 11/01/2023              | -90                 | 0              | 1              | 0           | 1             | 0         | 88     | 2         | 2     |
| 12/01/2023              | -76                 | 0              | 0              | 0           | 0             | 0         | 71     | 18        | 13    |
| 13/01/2023              | -68                 | 9              | -8             | 0           | -2            | 0         | 78     | -9        | -2    |
| 14/01/2023              | -34                 | 9              | -8             | 0           | -2            | 0         | 79     | 16        | 59    |
| 15/01/2023              | -89                 | 9              | -8             | 0           | -1            | 0         | 78     | 13        | 0     |
| 16/01/2023              | -96                 | 0              | 0              | 0           | -3            | 0         | 71     | 15        | -12   |
| 17/01/2023              | -83                 | 0              | 0              | 0           | -4            | 0         | 74     | 15        | 3     |
| 18/01/2023              | -112                | 0              | 0              | 0           | -5            | 0         | 71     | 4         | -42   |
| 19/01/2023              | -84                 | 0              | 0              | 0           | -4            | 0         | 72     | 14        | -2    |
| 20/01/2023              | -56                 | 0              | 0              | 0           | 0             | 0         | 57     | -5        | -3    |
| 21/01/2023              | -46                 | 0              | 0              | 0           | 3             | 0         | 62     | 7         | 25    |
| 22/01/2023              | -69                 | 0              | 0              | 0           | 2             | 0         | 62     | 7         | 2     |
| 23/01/2023              | -95                 | 0              | 0              | 0           | 0             | 0         | 59     | 6         | -31   |
| 24/01/2023              | -53                 | 0              | 0              | 0           | -3            | 0         | 48     | 0         | -8    |
| 25/01/2023              | -37                 | 0              | 0              | 0           | -2            | 0         | 63     | 4         | 28    |
| 26/01/2023              | -18                 | 0              | 0              | 0           | -1            | 0         | 57     | 3         | 42    |
| 27/01/2023              | -21                 | 0              | 0              | 0           | 1             | 0         | 51     | 12        | 43    |
| 28/01/2023              | -65                 | 0              | 0              | 0           | 4             | 0         | 48     | 11        | -2    |
| 29/01/2023              | -70                 | 0              | 0              | 0           | 6             | 0         | 45     | 4         | -15   |
| 30/01/2023              | -22                 | 0              | 0              | 0           | 4             | 0         | 43     | -2        | 23    |
| 31/01/2023              | -4                  | 0              | 0              | 0           | 3             | 0         | 56     | 10        | 65    |