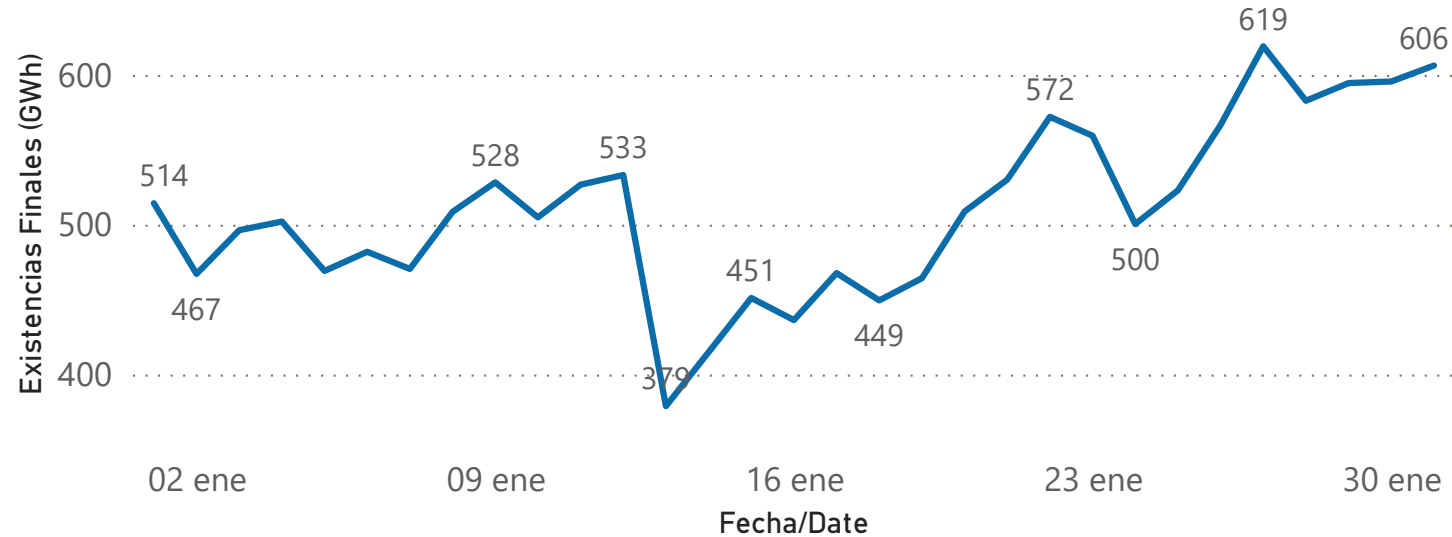


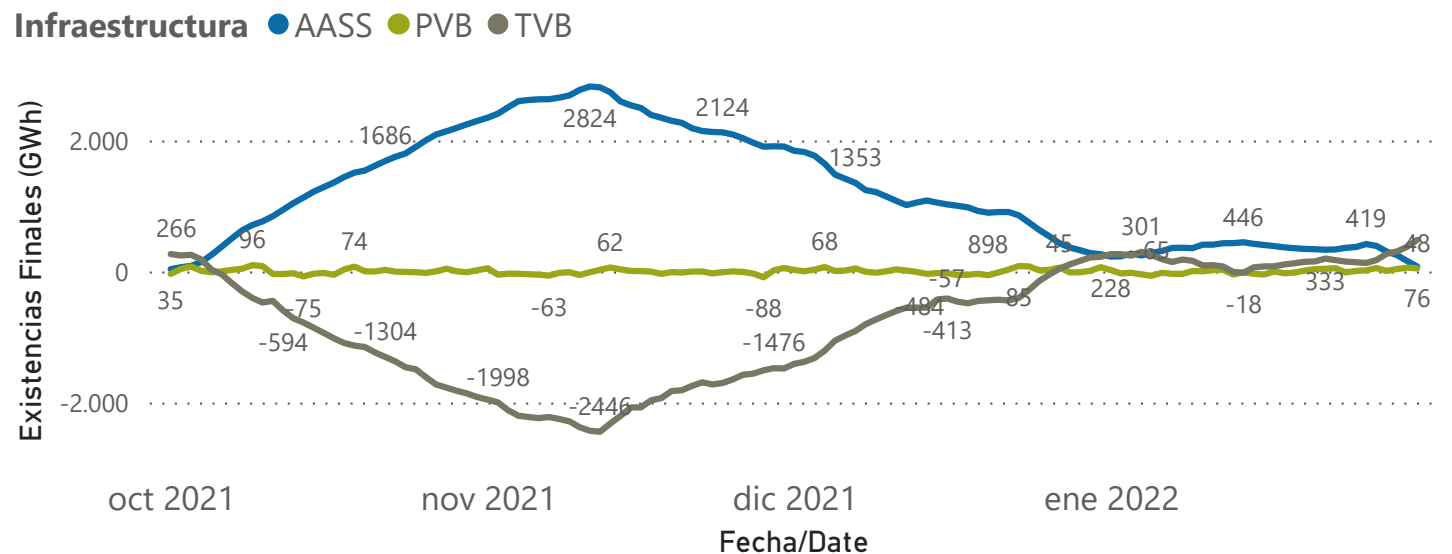


Evolución Cuentas GTS 2022. GTS Accounts evolution 2022

Total existencias cuentas GTS diario provisional (GWh) / Total daily provisional stocks monitoring (GWh)



Seguimiento de existencias por infraestructura durante el periodo seleccionado (GWh) / Provisional stocks monitoring by infrastructure during the selected period (GWh)

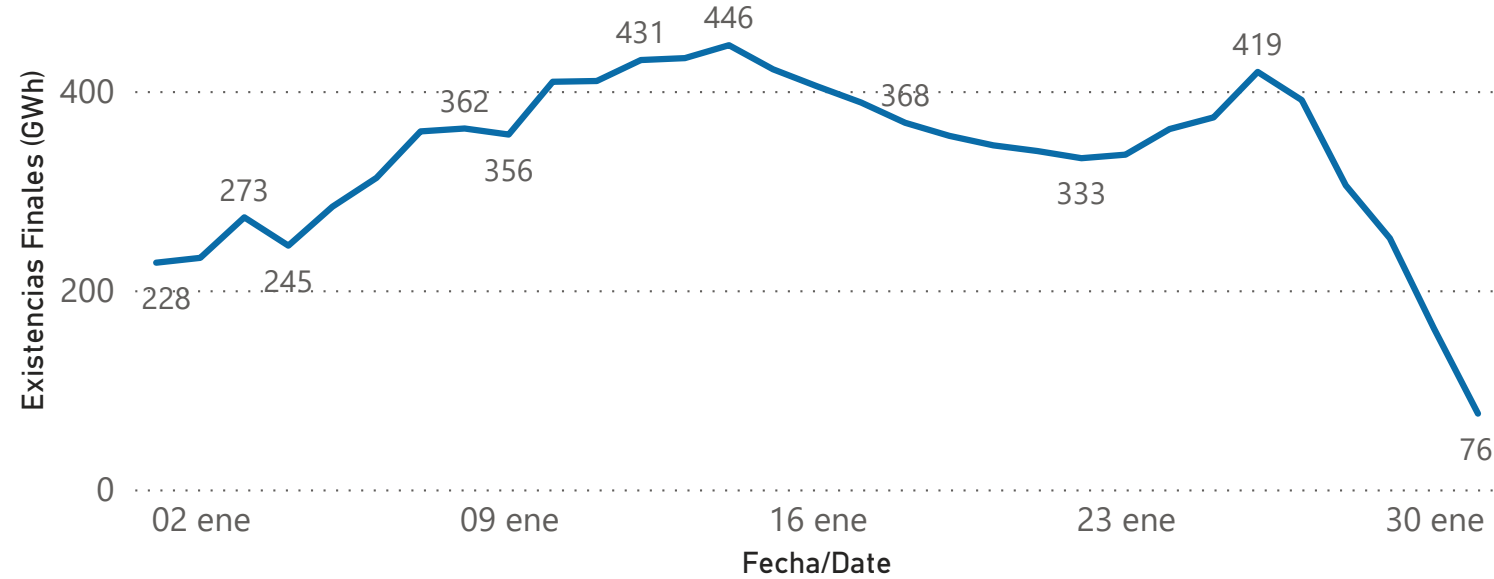


Fecha de Gas / Gas Date	AASS	PVB	TVB	Total
01/01/2022	228	22	265	514
02/01/2022	233	-30	265	467
03/01/2022	273	-19	242	496
04/01/2022	245	-44	301	502
05/01/2022	284	-65	250	469
06/01/2022	313	-20	189	482
07/01/2022	360	-34	145	470
08/01/2022	362	-36	182	509
09/01/2022	356	8	164	528
10/01/2022	409	3	92	505
11/01/2022	410	20	96	527
12/01/2022	431	26	76	533
13/01/2022	433	-46	-8	379
14/01/2022	446	-13	-18	415
15/01/2022	422	-35	64	451
16/01/2022	405	-45	77	436
17/01/2022	388	0	79	468
18/01/2022	368	-27	108	449
19/01/2022	355	-17	126	464
20/01/2022	345	15	148	509
21/01/2022	340	36	154	530
22/01/2022	333	42	198	572
23/01/2022	336	50	173	559
24/01/2022	362	-13	152	500
25/01/2022	374	8	141	523
26/01/2022	419	17	130	567
27/01/2022	391	54	175	619
28/01/2022	305	8	269	583
29/01/2022	252	37	305	595
30/01/2022	162	58	376	596
31/01/2022	76	48	482	606

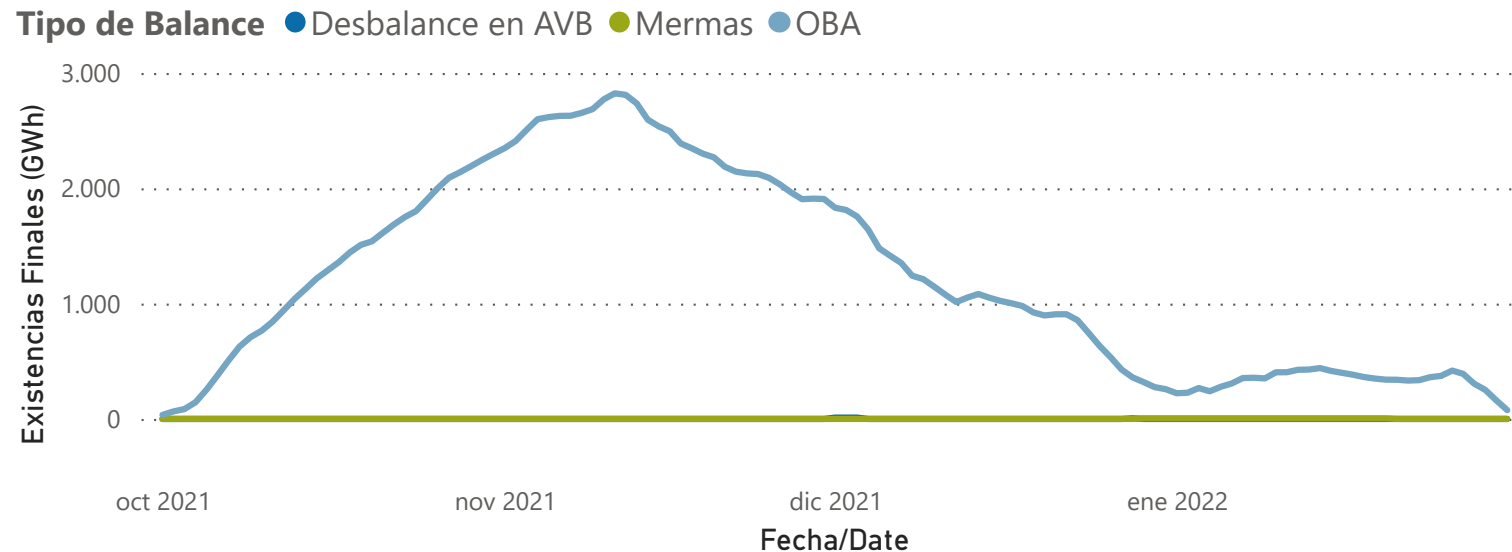


Evolución Cuentas GTS en AVB 2022. GTS Accounts evolution in AVB 2022

Total existencias cuentas GTS diario provisional en AASS (GWh) / Total daily provisional stocks monitoring in AASS (GWh)



Seguimiento provisional de existencias durante el periodo seleccionado (GWh) / Provisional stocks monitoring during the selected period (GWh)

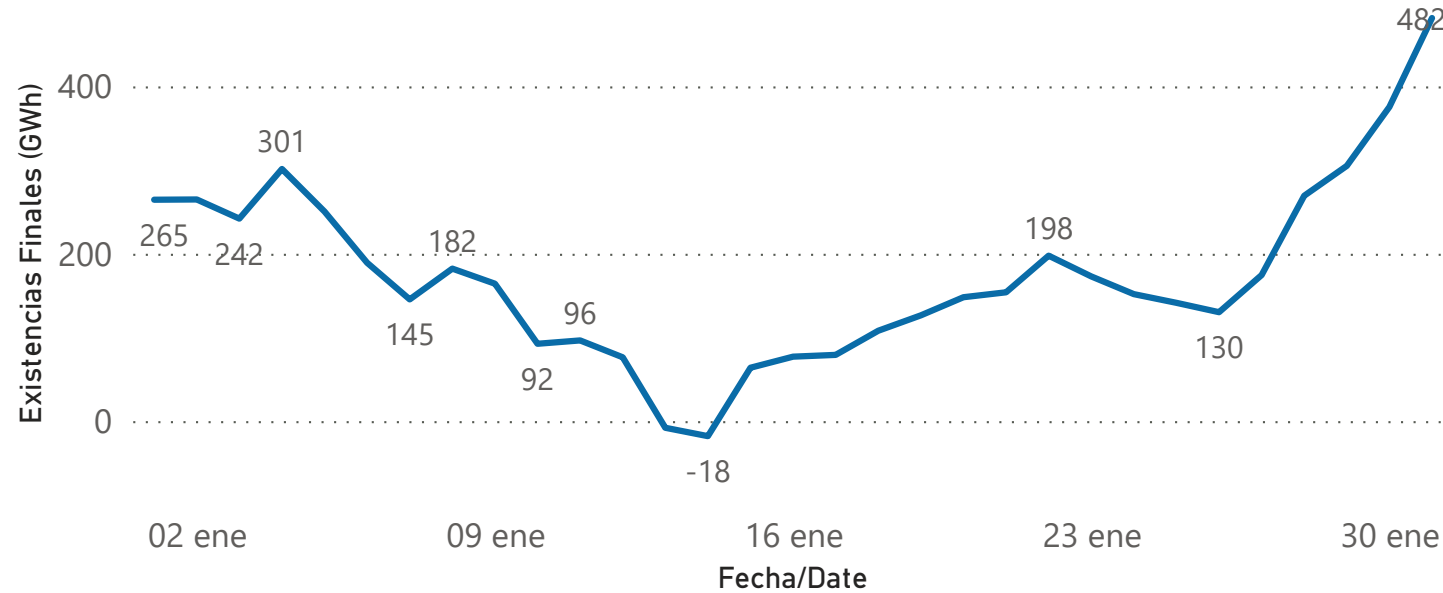


Fecha de Gas / Gas Date	Desbalance en AVB	Mermas	OBA	Total
01/01/2022	0	5	223	228
02/01/2022	0	5	228	233
03/01/2022	0	5	268	273
04/01/2022	0	5	240	245
05/01/2022	0	5	279	284
06/01/2022	0	5	308	313
07/01/2022	0	5	355	360
08/01/2022	0	5	357	362
09/01/2022	0	5	351	356
10/01/2022	0	5	404	409
11/01/2022	0	5	405	410
12/01/2022	0	5	426	431
13/01/2022	0	5	428	433
14/01/2022	0	5	441	446
15/01/2022	0	5	417	422
16/01/2022	0	5	400	405
17/01/2022	0	5	383	388
18/01/2022	0	5	363	368
19/01/2022	0	5	350	355
20/01/2022	0	5	340	345
21/01/2022	0	0	340	340
22/01/2022	0	0	333	333
23/01/2022	0	0	336	336
24/01/2022	0	0	362	362
25/01/2022	0	0	374	374
26/01/2022	0	0	419	419
27/01/2022	0	0	391	391
28/01/2022	0	0	305	305
29/01/2022	0	0	252	252
30/01/2022	0	0	162	162
31/01/2022	0	0	76	76

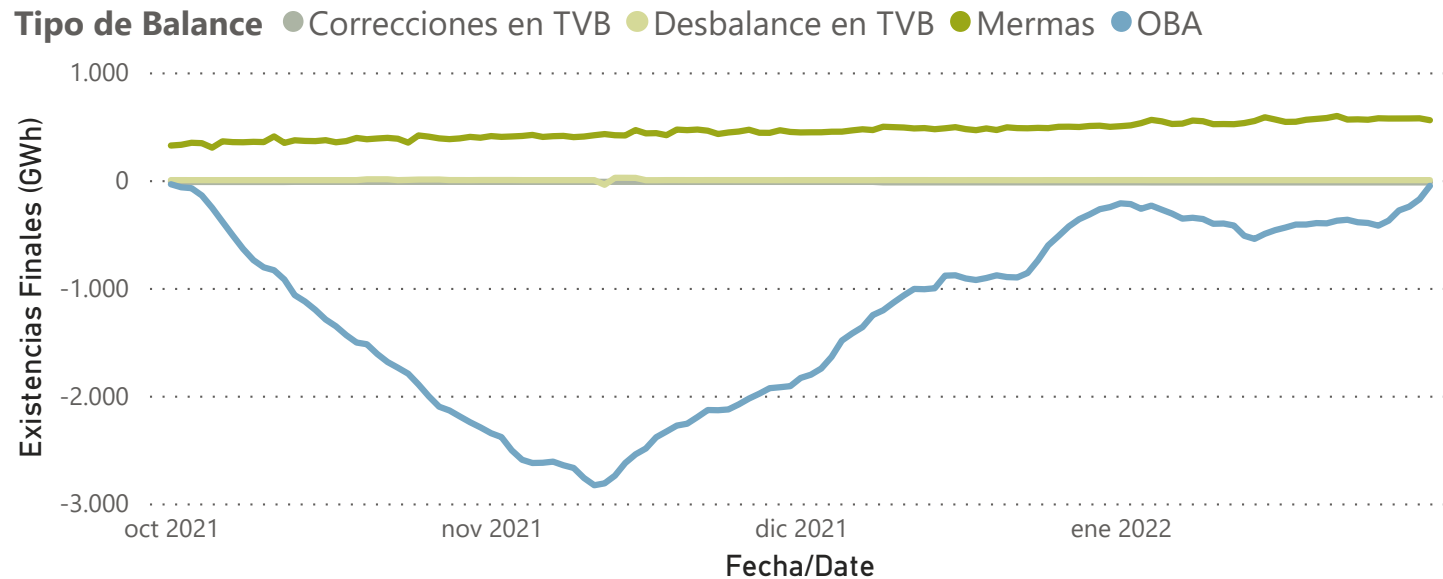


Evolución Cuentas GTS en TVB 2022. GTS Accounts evolution in TVB 2022

Total existencias cuentas GTS diario provisional en PVB (GWh) / Total daily provisional stocks monitoring in TVB (GWh)



Seguimiento provisional de existencias durante el periodo seleccionado (GWh) / Provisional stocks monitoring during the selected period (GWh)

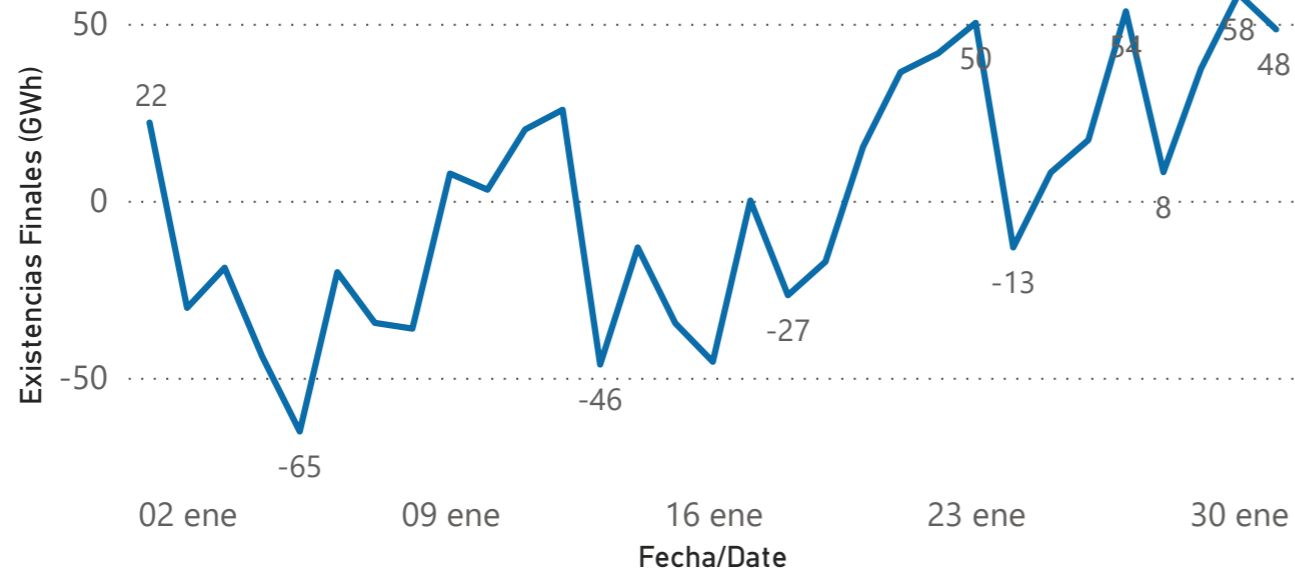


Fecha de Gas / Gas Date	Correcciones en TVB	Desbalance en TVB	Mermas	OBA	Total
01/01/2022	-21	0	501	-215	265
02/01/2022	-21	0	508	-222	265
03/01/2022	-21	0	529	-266	242
04/01/2022	-21	0	559	-236	301
05/01/2022	-21	0	546	-274	250
06/01/2022	-21	0	521	-310	189
07/01/2022	-21	0	524	-357	145
08/01/2022	-21	0	553	-349	182
09/01/2022	-21	0	547	-361	164
10/01/2022	-21	0	519	-405	92
11/01/2022	-21	0	521	-403	96
12/01/2022	-21	0	519	-421	76
13/01/2022	-21	0	530	-516	-8
14/01/2022	-21	0	549	-545	-18
15/01/2022	-21	0	583	-498	64
16/01/2022	-21	0	563	-464	77
17/01/2022	-21	0	540	-440	79
18/01/2022	-21	0	542	-412	108
19/01/2022	-21	0	560	-412	126
20/01/2022	-21	0	568	-399	148
21/01/2022	-21	0	576	-401	154
22/01/2022	-21	0	595	-376	198
23/01/2022	-21	0	562	-368	173
24/01/2022	-21	0	564	-391	152
25/01/2022	-21	0	560	-398	141
26/01/2022	-21	0	574	-422	130
27/01/2022	-21	0	572	-376	175
28/01/2022	-21	0	572	-281	269
29/01/2022	-21	0	572	-246	305
30/01/2022	-21	0	574	-177	376
31/01/2022	-21	0	556	-53	482

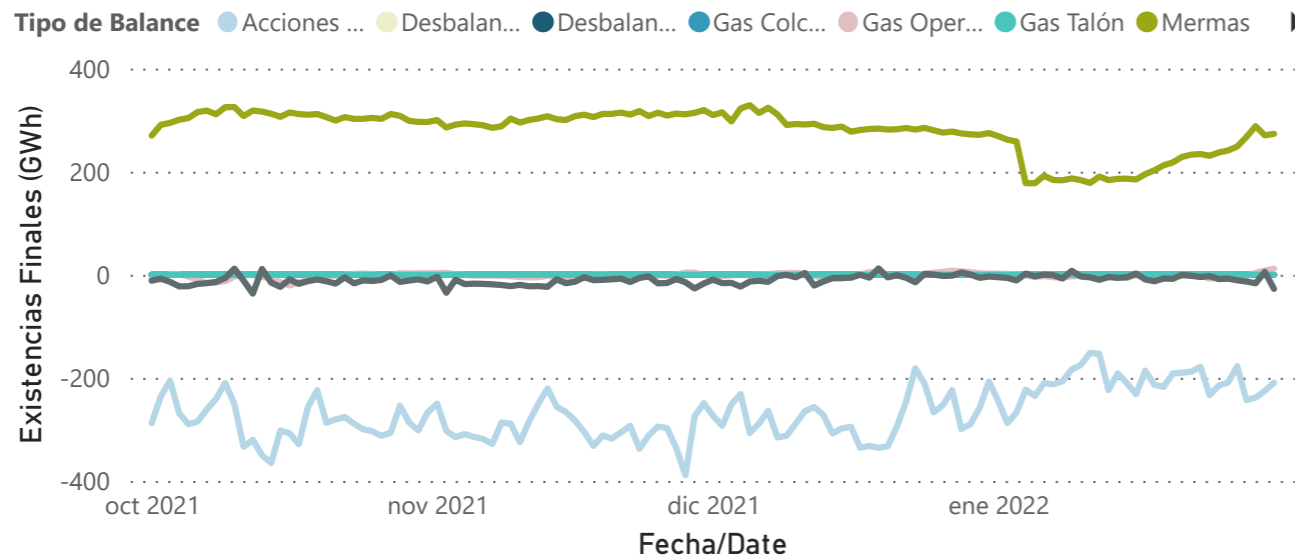


Evolución Cuentas GTS en PVB 2022. GTS Accounts evolution in PVB 2022

Total existencias cuentas GTS diario provisional en PVB (GWh) / Total daily provisional stocks monitoring in PVB (GWh)



Seguimiento provisional de existencias durante el periodo seleccionado (GWh) / Provisional stocks monitoring during the selected period (GWh)



Fecha de Gas / Gas Date	Acciones de Balance	Desbalance AVB	Desbalance TVB	Gas Colchón	Gas Operación	Gas Talón	Mermas	OBA - PVB	Total
01/01/2022	-244	0	0	0	2	0	269	-5	22
02/01/2022	-288	0	0	0	2	0	262	-6	-30
03/01/2022	-267	0	0	0	1	0	259	-11	-19
04/01/2022	-223	0	0	0	-1	0	178	2	-44
05/01/2022	-235	0	0	0	-4	0	177	-3	-65
06/01/2022	-210	0	0	0	-3	0	192	0	-20
07/01/2022	-212	0	0	0	-5	0	184	-1	-34
08/01/2022	-207	0	0	0	-5	0	183	-7	-36
09/01/2022	-184	0	0	0	-3	0	187	8	8
10/01/2022	-175	0	0	0	-2	0	184	-3	3
11/01/2022	-152	0	0	0	-1	0	178	-5	20
12/01/2022	-153	0	0	0	-2	0	190	-10	26
13/01/2022	-224	0	0	0	-2	0	184	-5	-46
14/01/2022	-191	0	0	0	-2	0	186	-6	-13
15/01/2022	-210	0	0	0	-6	0	186	-5	-35
16/01/2022	-232	0	0	0	-1	0	185	2	-45
17/01/2022	-186	0	0	0	0	0	195	-9	0
18/01/2022	-214	0	0	0	-3	0	203	-13	-27
19/01/2022	-218	0	0	0	-4	0	212	-7	-17
20/01/2022	-192	0	0	0	-3	0	218	-8	15
21/01/2022	-190	0	0	0	-2	0	229	0	36
22/01/2022	-188	0	0	0	-1	0	233	-2	42
23/01/2022	-179	0	0	0	-1	0	234	-4	50
24/01/2022	-234	0	0	0	-8	0	231	-3	-13
25/01/2022	-215	0	0	0	-6	0	237	-8	8
26/01/2022	-209	0	0	0	-7	0	241	-7	17
27/01/2022	-177	0	0	0	-7	0	249	-11	54
28/01/2022	-243	0	0	0	-3	0	267	-13	8
29/01/2022	-238	0	0	0	4	0	288	-17	37
30/01/2022	-225	0	0	0	8	0	270	6	58
31/01/2022	-209	0	0	0	12	0	273	-28	48