

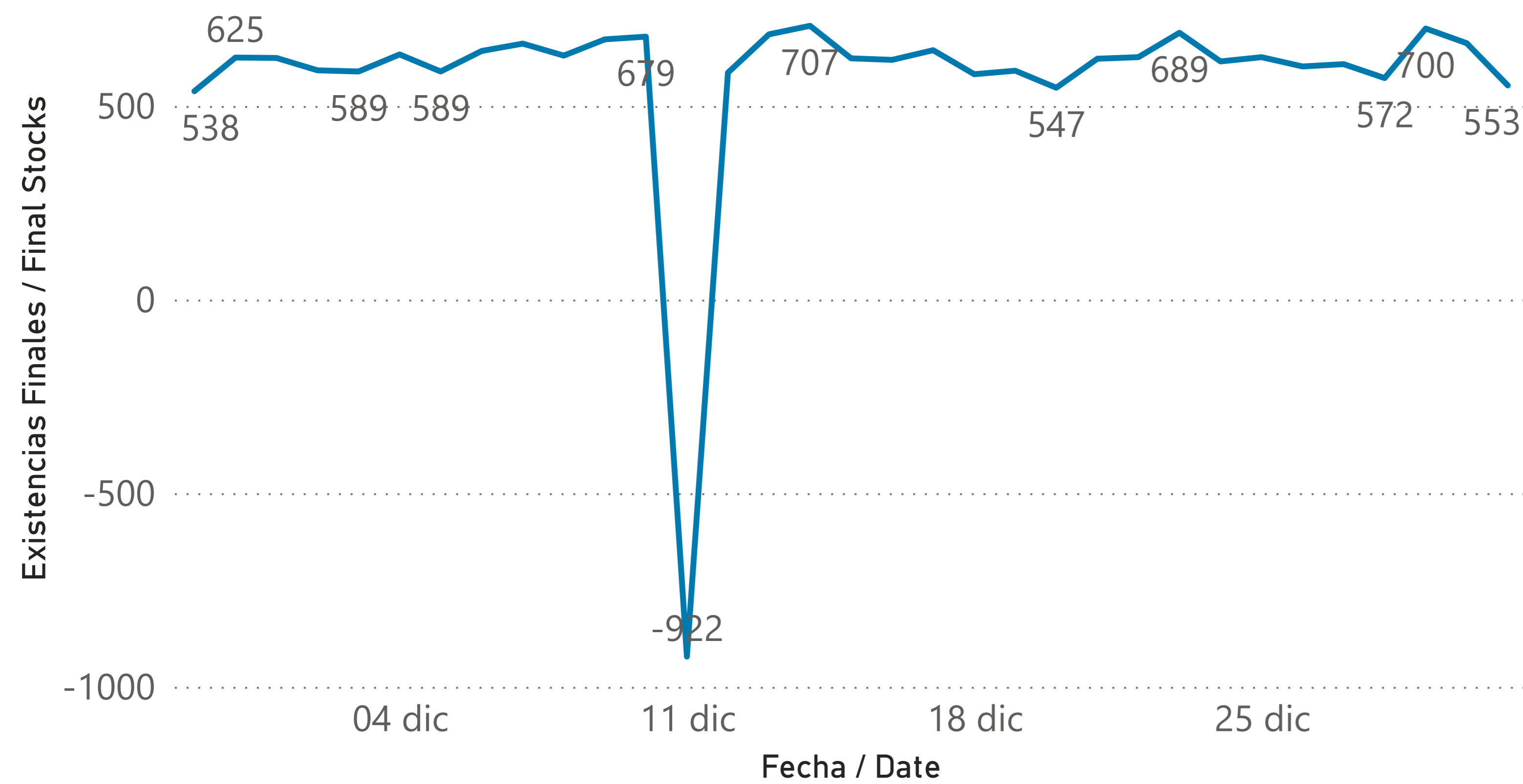


# Informe de Seguimiento de cuentas GTS / GTS Accounts Tracking Report

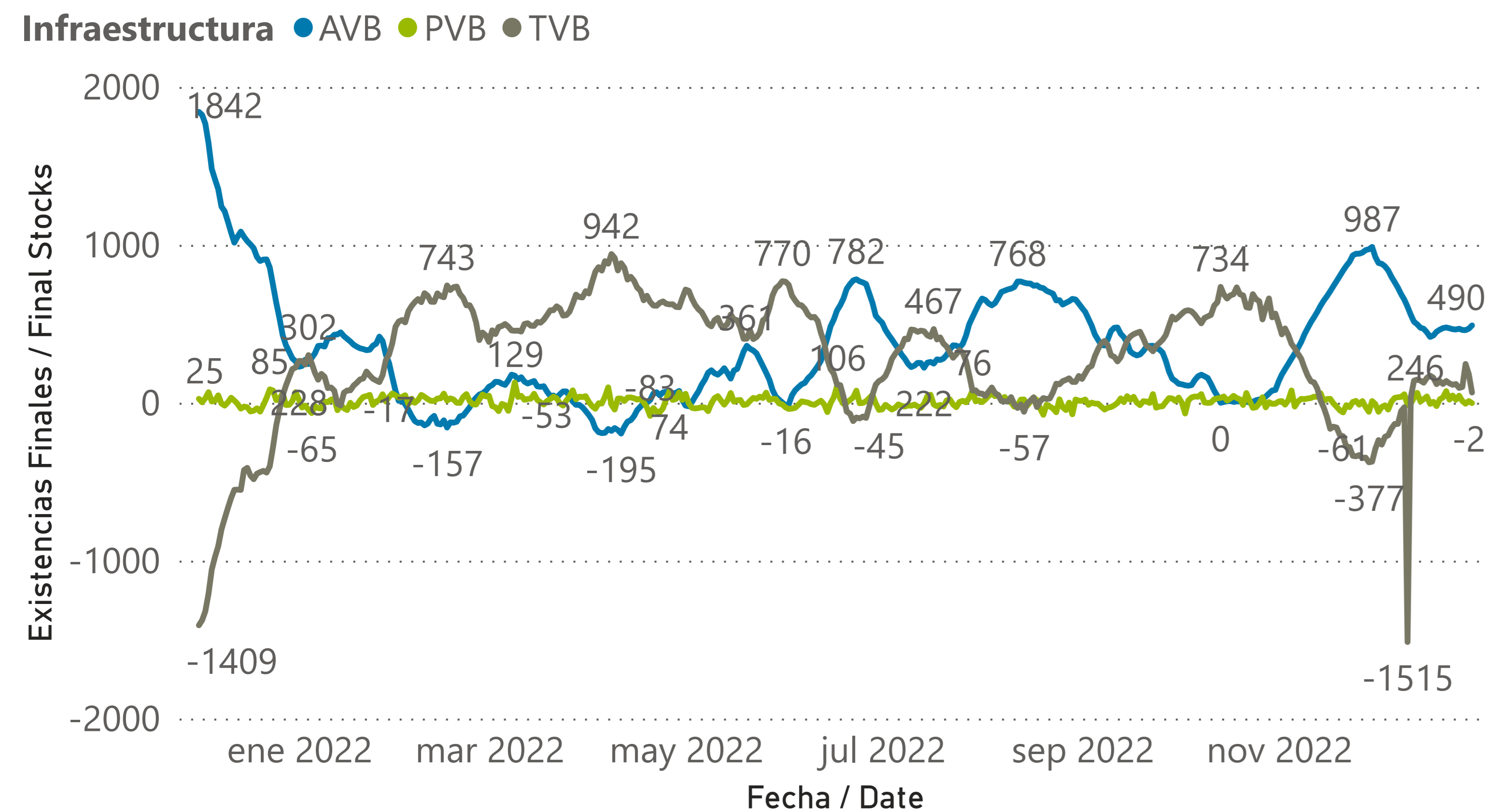
02/01/2023



## Total existencias cuentas GTS diario provisional / Total daily provisional stocks monitoring



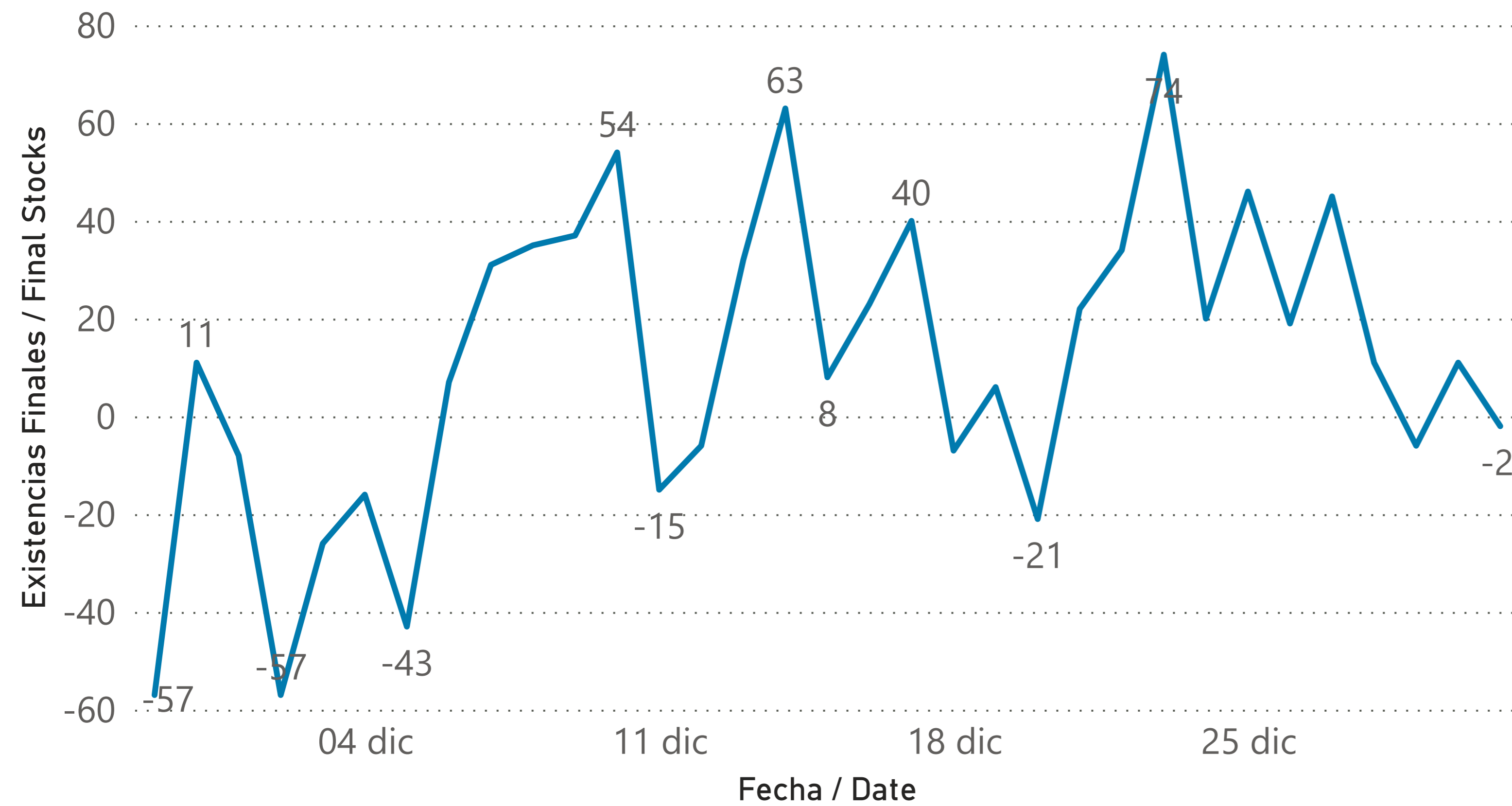
## Seguimiento de existencias por infraestructura / Provisional stocks mooring by infrastructure



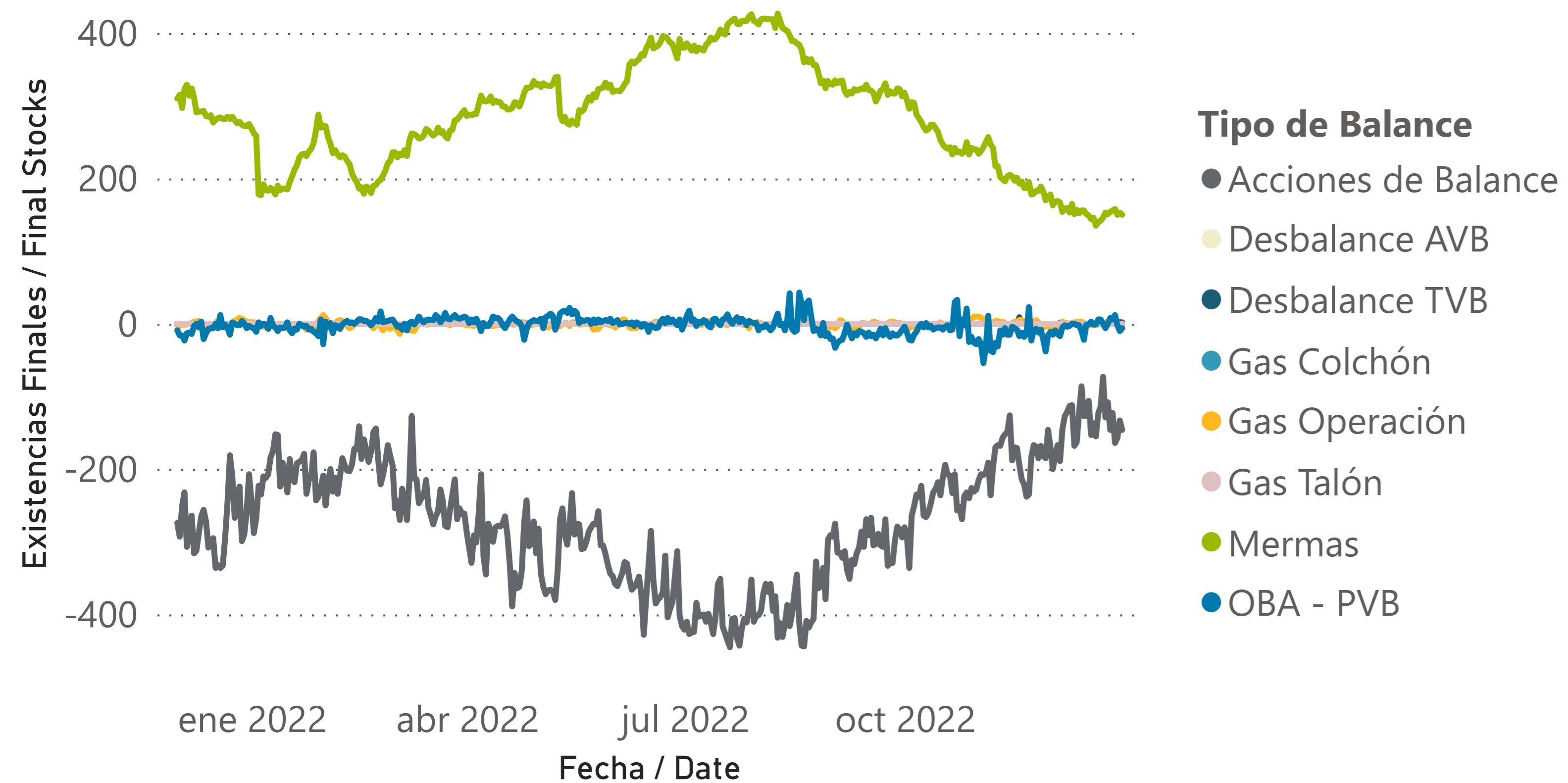
Fecha de Gas / Gas Date	AVB	PVB	TVB	Total
29/11/2022	972	-57	-377	538
30/11/2022	987	11	-373	625
01/12/2022	924	-8	-292	624
02/12/2022	885	-57	-236	592
03/12/2022	880	-26	-265	589
04/12/2022	864	-16	-215	633
05/12/2022	838	-43	-206	589
06/12/2022	798	7	-163	642
07/12/2022	764	31	-134	661
08/12/2022	729	35	-134	630
09/12/2022	688	37	-53	672
10/12/2022	653	54	-28	679
11/12/2022	608	-15	-1515	-922
12/12/2022	557	-6	35	586
13/12/2022	513	32	140	685
14/12/2022	497	63	147	707
15/12/2022	475	8	140	623
16/12/2022	469	23	127	619
17/12/2022	446	40	158	644
18/12/2022	417	-7	172	582
19/12/2022	426	6	159	591
20/12/2022	450	-21	118	547
21/12/2022	463	22	137	622
22/12/2022	473	34	119	626
23/12/2022	477	74	138	689
24/12/2022	472	20	123	615
25/12/2022	466	46	114	626
26/12/2022	464	19	119	602
27/12/2022	469	45	94	608
28/12/2022	461	11	100	572
29/12/2022	460	-6	246	700
30/12/2022	469	11	182	662
31/12/2022	490	-2	65	553



## Total existencias cuentas GTS diario provisional en PVB / Total daily provisional stocks monitoring in PVB

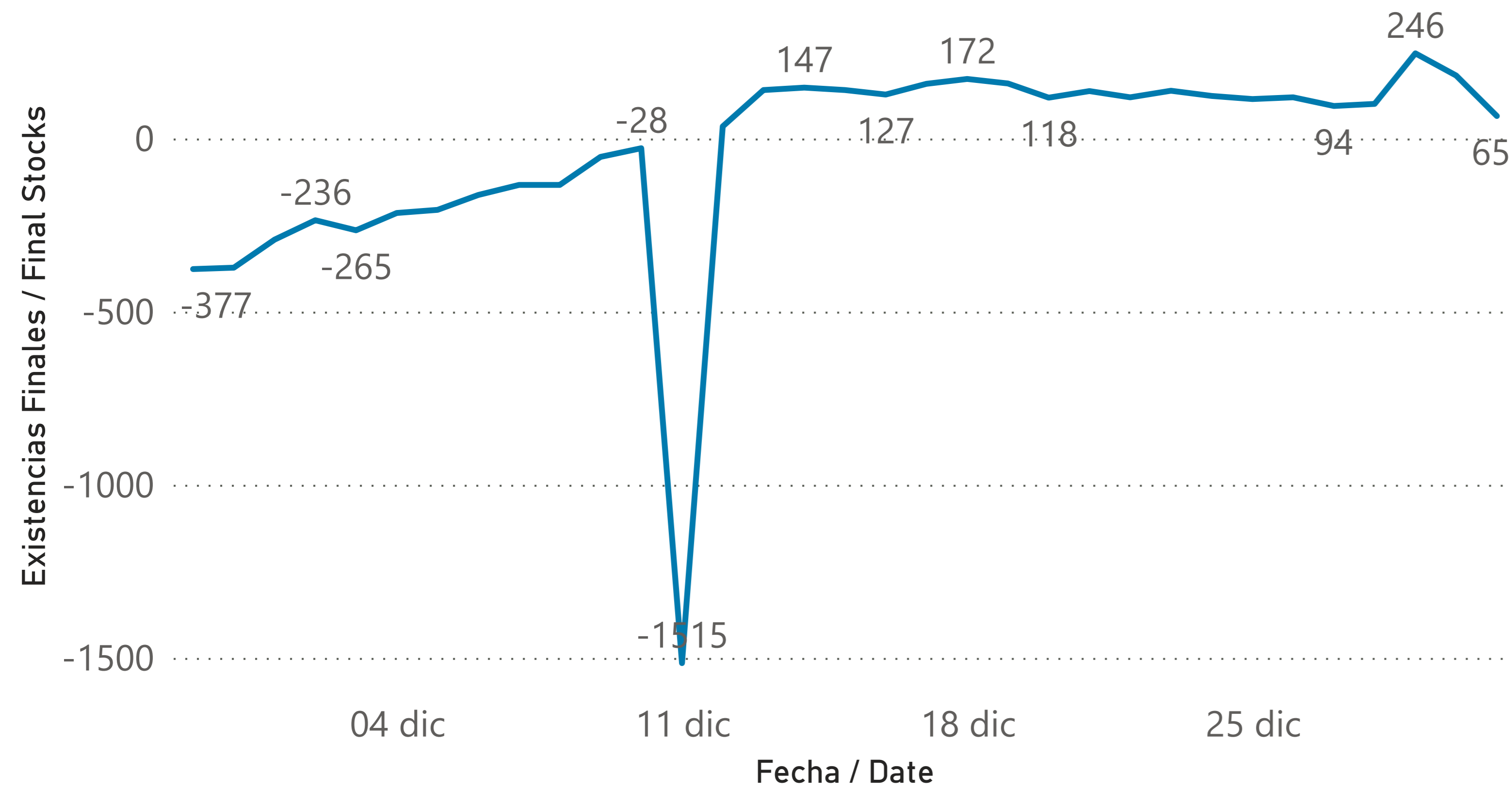


## Seguimiento provisional de existencias / Provisional stocks monitoring

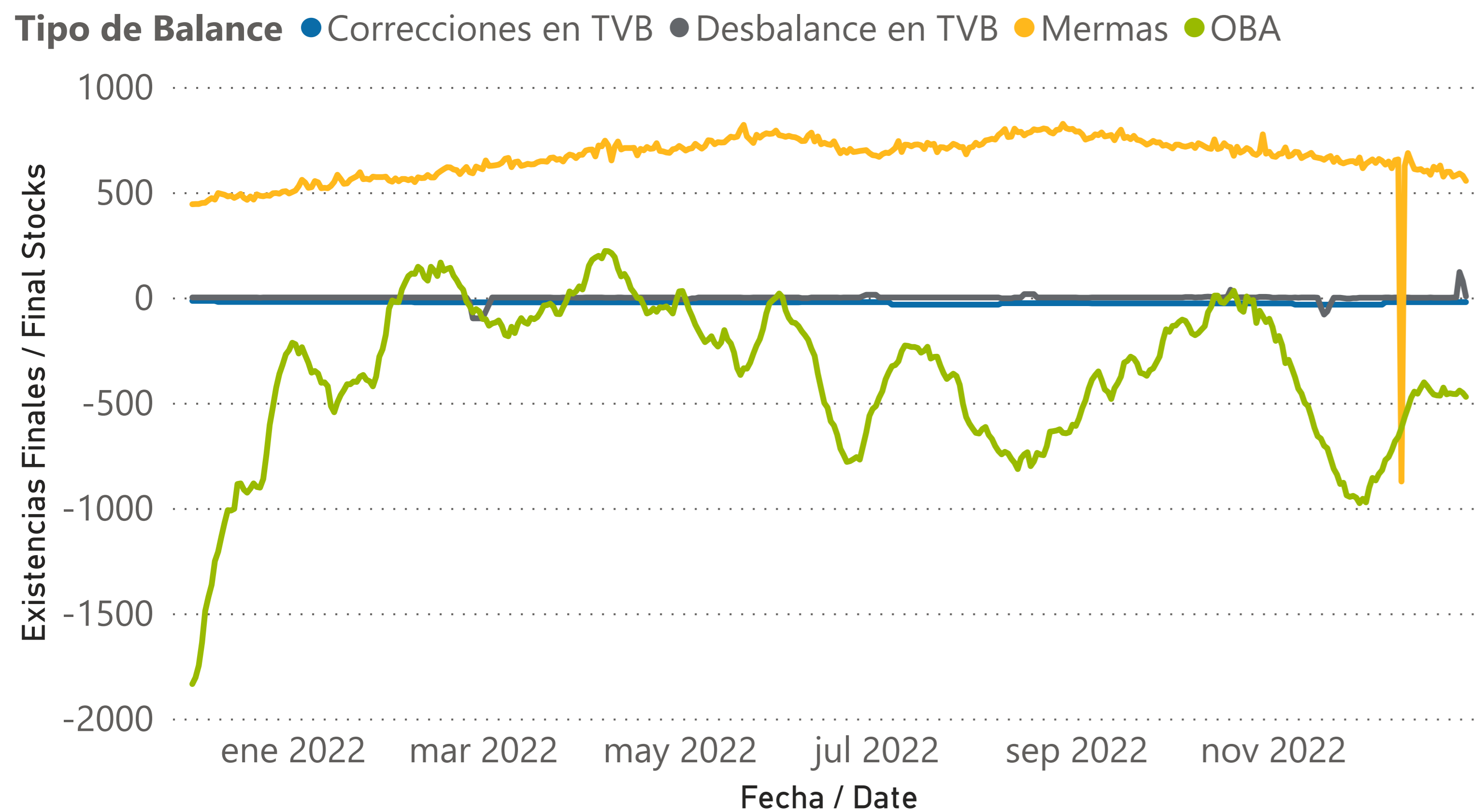


Fecha de Gas / Gas Date	Acciones de Balance	Desbalance AVB	Desbalance TVB	Gas Colchón	Gas Operación	Gas Talón	Mermas	OBA - PVB	Total
29/11/2022	-185	0	0	0	-4	0	170	-38	<b>-57</b>
30/11/2022	-146	0	0	0	-2	0	175	-16	<b>11</b>
01/12/2022	-170	0	0	0	-5	0	178	-11	<b>-8</b>
02/12/2022	-200	0	0	0	-5	0	163	-15	<b>-57</b>
03/12/2022	-182	0	0	0	-3	0	168	-9	<b>-26</b>
04/12/2022	-167	0	0	0	-4	0	169	-14	<b>-16</b>
05/12/2022	-189	0	1	0	-5	0	167	-17	<b>-43</b>
06/12/2022	-145	0	0	0	3	0	154	-5	<b>7</b>
07/12/2022	-127	0	0	0	1	0	159	-2	<b>31</b>
08/12/2022	-121	0	0	0	1	0	159	-4	<b>35</b>
09/12/2022	-113	0	0	0	0	0	153	-3	<b>37</b>
10/12/2022	-112	0	0	0	1	0	165	0	<b>54</b>
11/12/2022	-168	0	0	0	2	0	151	0	<b>-15</b>
12/12/2022	-163	0	0	0	2	0	157	-2	<b>-6</b>
13/12/2022	-121	0	0	0	3	0	152	-2	<b>32</b>
14/12/2022	-86	0	0	0	3	0	156	-10	<b>63</b>
15/12/2022	-127	0	0	0	1	0	156	-22	<b>8</b>
16/12/2022	-127	0	0	0	0	0	151	-1	<b>23</b>
17/12/2022	-106	0	0	0	-2	0	149	-1	<b>40</b>
18/12/2022	-153	0	0	0	-1	0	144	3	<b>-7</b>
19/12/2022	-137	0	0	0	-2	0	146	-1	<b>6</b>
20/12/2022	-155	0	0	0	0	0	135	-1	<b>-21</b>
21/12/2022	-123	0	0	0	-1	0	140	6	<b>22</b>
22/12/2022	-114	0	0	0	0	0	142	6	<b>34</b>
23/12/2022	-73	0	0	0	1	0	146	0	<b>74</b>
24/12/2022	-129	0	0	0	2	0	153	-6	<b>20</b>
25/12/2022	-108	0	0	0	3	0	151	0	<b>46</b>
26/12/2022	-146	0	0	0	3	0	154	8	<b>19</b>
27/12/2022	-123	0	2	0	4	0	156	6	<b>45</b>
28/12/2022	-164	0	2	0	3	0	158	12	<b>11</b>
29/12/2022	-157	0	2	0	1	0	150	-2	<b>-6</b>
30/12/2022	-133	0	2	0	-1	0	153	-10	<b>11</b>
31/12/2022	-146	0	2	0	-2	0	150	-6	<b>-2</b>

**Total existencias cuentas GTS diario provisional en TVB / Total daily provisional stocks monitoring in TVB**



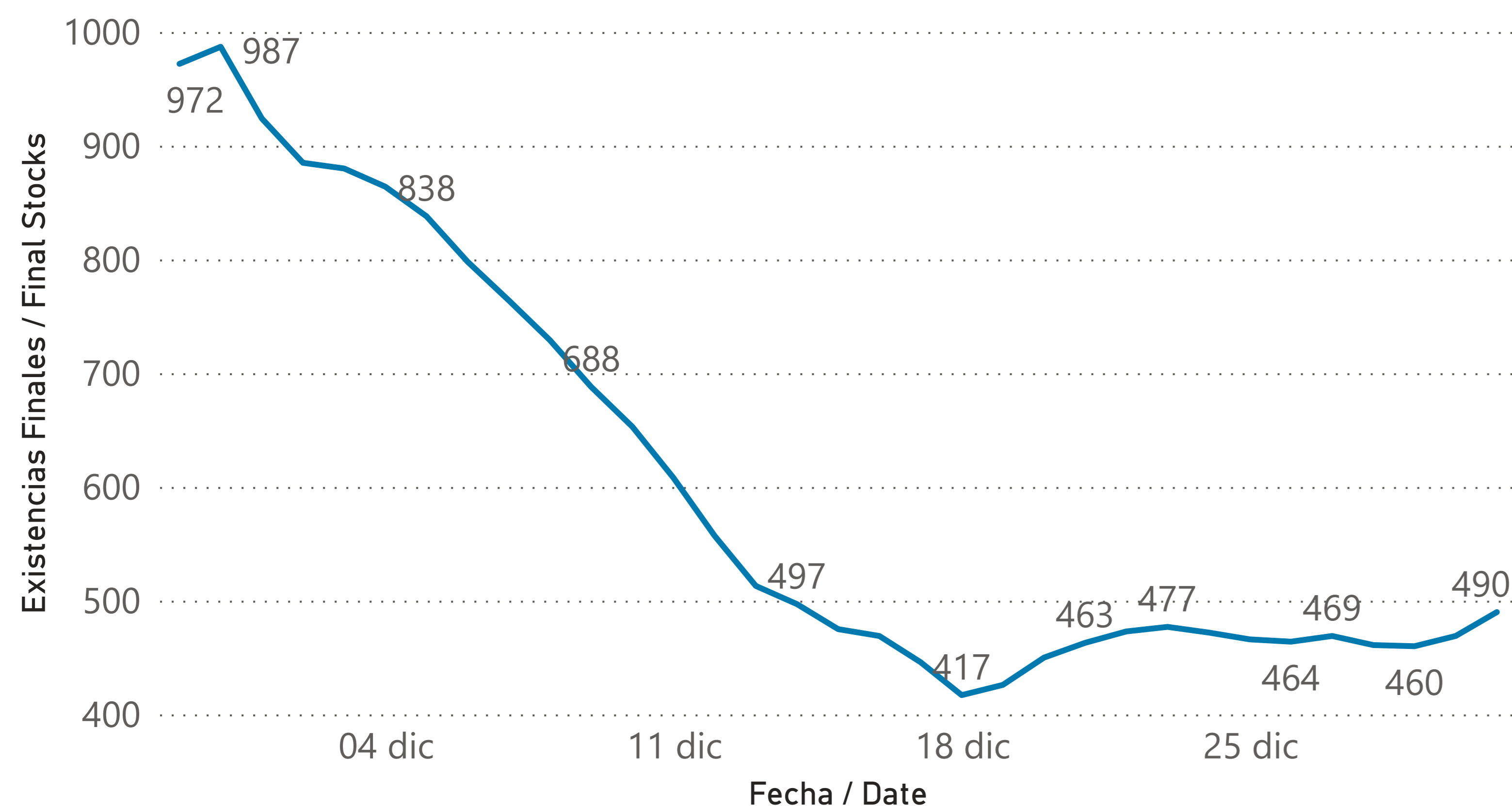
**Seguimiento provisional de existencias / Provisional stocks monitoring**



Fecha de Gas / Gas Date	Correcciones en TVB	Desbalance en TVB	Mermas	OBA	Total
29/11/2022	-34	-1	614	-956	<b>-377</b>
30/11/2022	-34	-1	635	-973	<b>-373</b>
01/12/2022	-34	-1	646	-903	<b>-292</b>
02/12/2022	-34	-1	656	-857	<b>-236</b>
03/12/2022	-34	-1	639	-869	<b>-265</b>
04/12/2022	-34	-1	658	-838	<b>-215</b>
05/12/2022	-34	-1	649	-820	<b>-206</b>
06/12/2022	-22	0	631	-772	<b>-163</b>
07/12/2022	-22	0	646	-758	<b>-134</b>
08/12/2022	-22	-1	614	-725	<b>-134</b>
09/12/2022	-22	0	652	-683	<b>-53</b>
10/12/2022	-22	0	656	-662	<b>-28</b>
11/12/2022	-22	0	-874	-619	<b>-1515</b>
12/12/2022	-22	0	625	-568	<b>35</b>
13/12/2022	-22	0	686	-524	<b>140</b>
14/12/2022	-22	-1	646	-476	<b>147</b>
15/12/2022	-22	-1	610	-447	<b>140</b>
16/12/2022	-22	-1	607	-457	<b>127</b>
17/12/2022	-22	-1	610	-429	<b>158</b>
18/12/2022	-22	-1	598	-403	<b>172</b>
19/12/2022	-22	-1	603	-421	<b>159</b>
20/12/2022	-22	0	583	-443	<b>118</b>
21/12/2022	-22	-1	621	-461	<b>137</b>
22/12/2022	-22	-1	607	-465	<b>119</b>
23/12/2022	-22	-1	627	-466	<b>138</b>
24/12/2022	-22	-1	574	-428	<b>123</b>
25/12/2022	-22	-1	597	-460	<b>114</b>
26/12/2022	-22	-1	597	-455	<b>119</b>
27/12/2022	-22	0	574	-458	<b>94</b>
28/12/2022	-22	0	581	-459	<b>100</b>
29/12/2022	-22	121	589	-442	<b>246</b>
30/12/2022	-22	78	579	-453	<b>182</b>
31/12/2022	-22	5	554	-472	<b>65</b>



## Total existencias cuentas GTS diario provisional en AVB / Total daily provisional stocks monitoring in AVB



## Seguimiento provisional de existencias / Provisional stocks monitoring

Tipo de Balance ● Desbalance en AVB ● Mermas ● OBA



Fecha de Gas / Gas Date	Desbalance en AVB	Mermas	OBA	Total
29/11/2022	0	0	972	<b>972</b>
30/11/2022	0	0	987	<b>987</b>
01/12/2022	0	0	924	<b>924</b>
02/12/2022	0	0	885	<b>885</b>
03/12/2022	0	0	880	<b>880</b>
04/12/2022	0	0	864	<b>864</b>
05/12/2022	0	0	838	<b>838</b>
06/12/2022	0	0	798	<b>798</b>
07/12/2022	0	0	764	<b>764</b>
08/12/2022	0	0	729	<b>729</b>
09/12/2022	0	0	688	<b>688</b>
10/12/2022	0	0	653	<b>653</b>
11/12/2022	0	0	608	<b>608</b>
12/12/2022	0	0	557	<b>557</b>
13/12/2022	0	0	513	<b>513</b>
14/12/2022	0	0	497	<b>497</b>
15/12/2022	0	0	475	<b>475</b>
16/12/2022	0	0	469	<b>469</b>
17/12/2022	0	0	446	<b>446</b>
18/12/2022	0	0	417	<b>417</b>
19/12/2022	0	0	426	<b>426</b>
20/12/2022	0	0	450	<b>450</b>
21/12/2022	0	0	463	<b>463</b>
22/12/2022	0	0	473	<b>473</b>
23/12/2022	0	0	477	<b>477</b>
24/12/2022	0	0	472	<b>472</b>
25/12/2022	0	0	466	<b>466</b>
26/12/2022	0	0	464	<b>464</b>
27/12/2022	0	0	469	<b>469</b>
28/12/2022	0	0	461	<b>461</b>
29/12/2022	0	0	460	<b>460</b>
30/12/2022	0	0	469	<b>469</b>
31/12/2022	0	0	490	<b>490</b>