



Seguimiento Cuentas del GTS

Monitoring of Enagás GTS accounts

Información diaria provisional. *Daily provisional balance information (d+1)*

Seguimiento diario provisional existencias. Daily provisional stocks monitoring (d+1)

PVB

kWh	1-sep.	30-sep.
Acciones balance/ Balancing actions	-373.539.255	-317.180.479
Gas Colchón/Cushion gas	0	0
Gas Operación/ Working gas	-370.552	26.584
Gas Talón/ Heel gas	0	0
Mermas/Shrinkages	334.319.661	304.935.663
OBA	7.129.310	8.672
TOTAL PVB	-32.460.836	-12.209.560

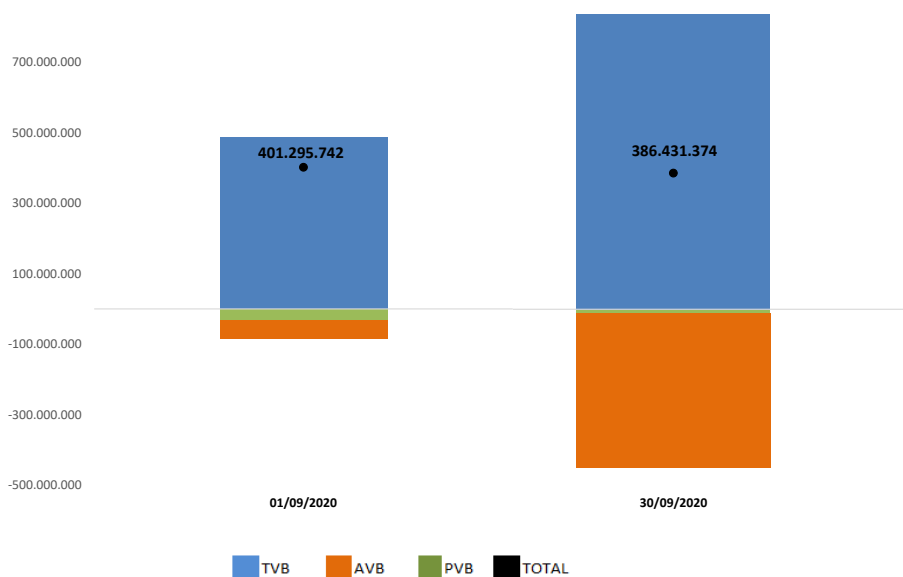
AVB

kWh	1-sep.	30-sep.
Mermas/Shrinkages	36.000.001	36.000.001
OBA	-87.146.071	-475.773.578
Imbalance AVB	2.000	3.269
TOTAL	-51.144.070	-439.770.308

TVB

kWh	1-sep.	30-sep.
Mermas/Shrinkages	329.462.673	347.985.609
OBA	155.726.848	493.130.389
Imbalance TVB	-288.873	-2.704.756
TOTAL	484.900.648	838.411.242

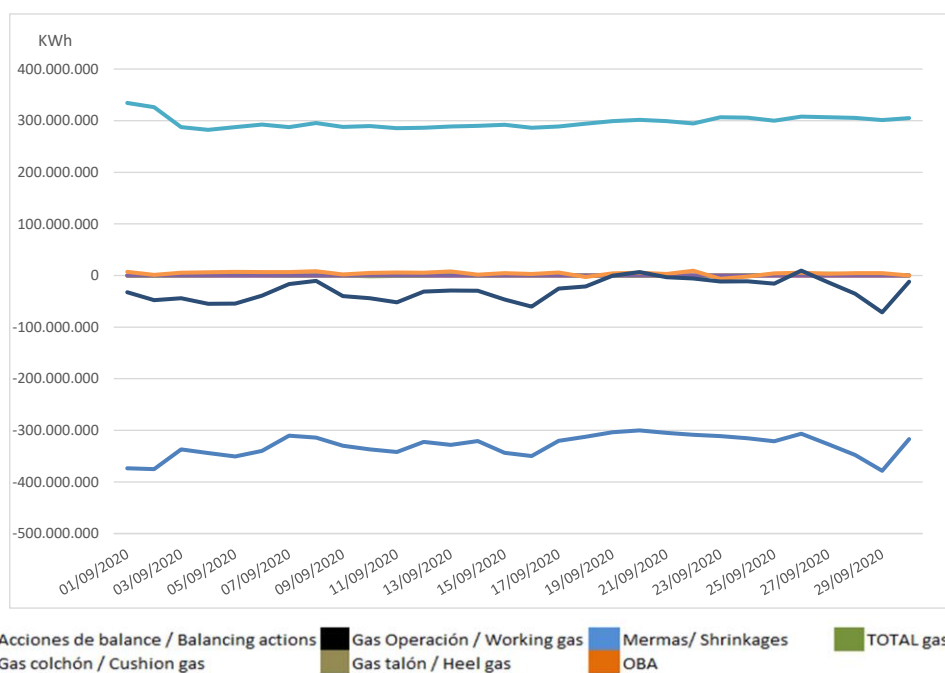
KWh



Observaciones / Notes

Seguimiento diario provisional existencias. Daily provisional stocks monitoring (d+1)

kWh	Acciones de Balance Balancing actions	Gas Colchón Cushion gas	Gas Operación Working gas	Gas Talón Heel gas	Mermas Shrinkages	OBA	TOTAL gas PVB
1-sep.	- 373.539.255	-	- 370.552	-	334.319.661	7.129.310	- 32.460.836
2-sep.	- 374.984.555	-	- 269.554	-	326.207.809	1.112.989	- 47.933.311
3-sep.	- 336.933.118	-	27.574	-	287.289.601	5.517.883	- 44.098.060
4-sep.	- 343.972.408	-	602.749	-	282.222.830	6.373.325	- 54.773.504
5-sep.	- 350.650.894	-	1.868.134	-	287.328.166	6.944.693	- 54.509.901
6-sep.	- 339.857.691	-	1.420.501	-	292.505.871	6.842.511	- 39.088.808
7-sep.	- 310.381.639	-	- 339.047	-	287.303.749	6.671.632	- 16.745.305
8-sep.	- 314.179.995	-	458.213	-	295.286.640	8.219.638	- 10.215.504
9-sep.	- 329.884.436	-	33.839	-	288.080.439	1.954.651	- 39.815.507
10-sep.	- 336.736.870	-	- 1.639.397	-	289.425.249	5.071.762	- 43.879.256
11-sep.	- 342.101.847	-	- 1.011.904	-	285.216.474	6.005.514	- 51.891.763
12-sep.	- 322.426.160	-	- 362.091	-	286.254.210	5.521.640	- 31.012.401
13-sep.	- 328.115.393	-	1.942.703	-	288.865.530	8.049.956	- 29.257.204
14-sep.	- 320.885.500	-	- 342.627	-	289.967.294	1.789.364	- 29.471.469
15-sep.	- 343.412.931	-	393.451	-	291.890.489	4.567.642	- 46.561.349
16-sep.	- 349.682.721	-	136.987	-	286.382.222	2.832.134	- 60.331.378
17-sep.	- 320.425.766	-	637.525	-	288.788.623	5.691.906	- 25.307.712
18-sep.	- 312.556.942	-	148.709	-	294.171.116	- 2.752.982	- 20.990.099
19-sep.	- 303.666.184	-	- 222.487	-	299.290.603	4.101.658	- 496.410
20-sep.	- 300.127.679	-	- 381.195	-	301.642.610	5.532.073	- 6.665.809
21-sep.	- 304.946.079	-	- 605.225	-	299.223.299	2.839.543	- 3.488.462
22-sep.	- 308.593.633	-	- 748.599	-	294.389.743	9.250.774	- 5.701.715
23-sep.	- 311.351.254	-	- 553.324	-	306.593.381	- 6.451.830	- 11.763.027
24-sep.	- 315.264.161	-	510.275	-	305.676.302	- 2.103.038	- 11.180.622
25-sep.	- 321.173.982	-	1.496.078	-	299.799.547	4.095.248	- 15.783.109
26-sep.	- 306.506.273	-	2.715.093	-	307.838.034	5.454.519	- 9.501.373
27-sep.	- 327.116.692	-	3.633.613	-	306.719.598	3.445.294	- 13.318.187
28-sep.	- 347.798.528	-	2.407.459	-	305.362.996	4.775.716	- 35.252.357
29-sep.	- 378.393.623	-	1.541.050	-	301.009.721	4.416.334	- 71.426.518
30-sep.	- 317.180.479	-	26.584	-	304.935.663	8.672	- 12.209.560
Total general	- 9.892.846.688	-	13.154.535	-	8.913.987.470	122.908.531	- 842.796.152

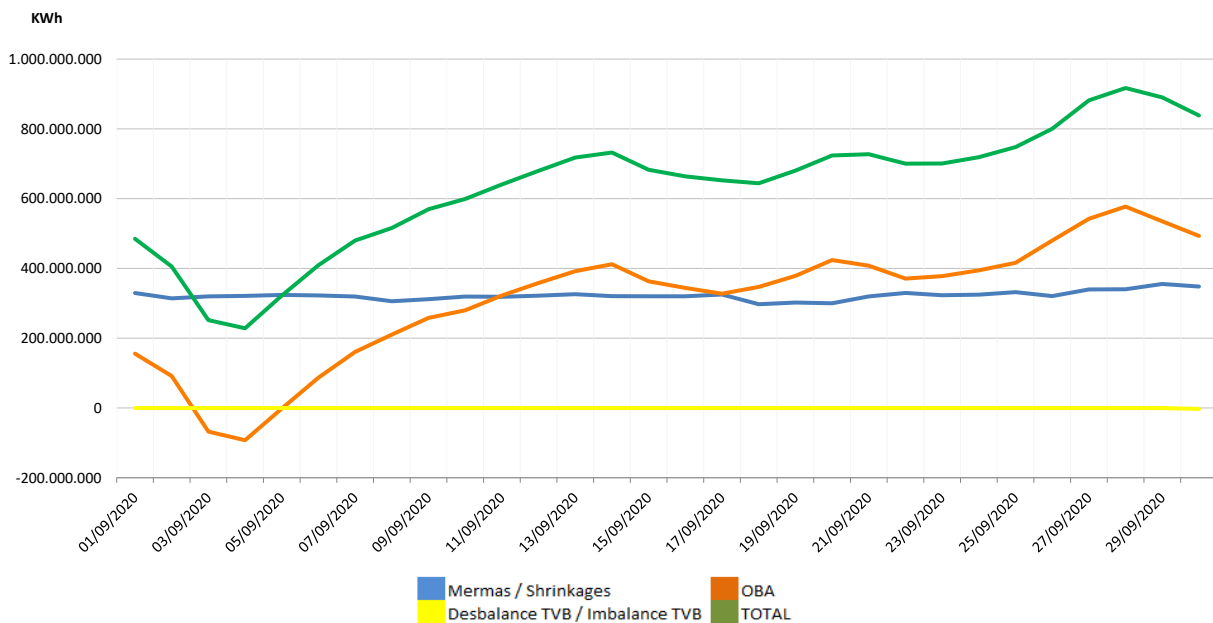


Observaciones / Notes

Seguimiento diario provisional existencias. Daily provisional stocks monitoring (d+1)

KWh	Mermas Shrinkages	OBA	Desbalance TVB	Imbalance TVB	TOTAL
1-sep.	329.462.673	155.726.848	-288.873	-288.873	484.900.648
2-sep.	314.110.504	91.483.095	-288.873	-288.873	405.304.726
3-sep.	319.822.042	-67.843.135	-288.873	-288.873	251.690.034
4-sep.	321.193.722	-92.472.991	-288.873	-288.873	228.431.858
5-sep.	324.039.788	-1.728.800	-288.873	-288.873	322.022.115
6-sep.	322.604.144	86.908.452	-288.873	-288.873	409.223.723
7-sep.	319.459.848	160.781.814	-288.873	-288.873	479.952.789
8-sep.	305.895.987	210.256.271	-288.873	-288.873	515.863.385
9-sep.	311.793.980	258.134.765	-288.873	-288.873	569.639.872
10-sep.	319.387.995	279.986.424	-288.873	-288.873	599.085.546
11-sep.	318.592.672	322.310.467	-288.873	-288.873	640.614.266
12-sep.	321.869.707	358.235.249	-288.873	-288.873	679.816.083
13-sep.	326.086.241	391.987.933	-288.873	-288.873	717.785.301
14-sep.	320.452.493	412.039.664	-288.873	-288.873	732.203.284
15-sep.	320.055.019	362.993.143	-288.873	-288.873	682.759.289
16-sep.	320.105.280	344.047.007	-288.873	-288.873	663.863.414
17-sep.	325.191.918	327.564.649	-288.873	-288.873	652.467.694
18-sep.	297.362.759	346.944.877	-288.873	-288.873	644.018.763
19-sep.	302.125.306	378.511.865	-288.873	-288.873	680.348.298
20-sep.	300.134.505	423.912.922	-288.873	-288.873	723.758.554
21-sep.	319.746.149	407.834.174	-288.873	-288.873	727.291.450
22-sep.	329.686.524	370.857.553	-288.873	-288.873	700.255.204
23-sep.	323.105.942	377.914.201	-288.873	-288.873	700.731.270
24-sep.	324.748.525	394.370.222	-288.873	-288.873	718.829.874
25-sep.	331.977.575	416.098.000	-288.873	-288.873	747.786.702
26-sep.	320.632.329	479.916.408	-288.873	-288.873	800.259.864
27-sep.	339.725.577	542.298.477	-288.873	-288.873	881.735.181
28-sep.	340.174.191	577.184.578	-288.873	-288.873	917.069.896
29-sep.	355.454.958	534.942.272	-288.873	-288.873	890.108.357
30-sep.	347.985.609	493.130.389	-2.704.756	-2.704.756	838.411.242
Total general	9.672.983.962	9.344.326.793	-11.082.073	-11.082.073	19.006.228.682

Evolución existencias cuentas GTS en TVB. Progress stocks in TVB

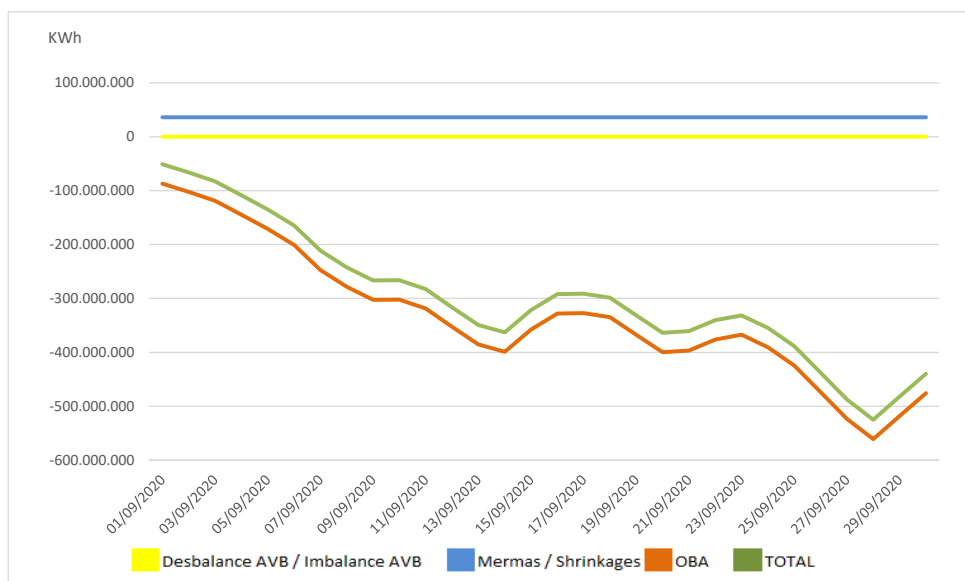


Observaciones/ Notes:

Cuentas GTS AVB. GTS Accounts in AVB: September 2020

Seguimiento diario provisional existencias. Daily provisional stocks monitoring (d+1)

kWh	Desbalance AVB Imbalance AVB	Mermas Shrinkages	OBA	TOTAL
1-sep.	2.000	36.000.001	- 87.146.071	- 51.144.070
2-sep.	2.000	36.000.001	- 102.259.541	- 66.257.540
3-sep.	2.000	36.000.001	- 118.865.118	- 82.863.117
4-sep.	2.000	36.000.001	- 144.809.775	- 108.807.774
5-sep.	2.000	36.000.001	- 171.101.661	- 135.099.660
6-sep.	2.000	36.000.001	- 200.598.963	- 164.596.962
7-sep.	2.000	36.000.001	- 247.444.531	- 211.442.530
8-sep.	2.000	36.000.001	- 278.274.041	- 242.272.040
9-sep.	2.000	36.000.001	- 302.669.689	- 266.667.688
10-sep.	2.000	36.000.001	- 302.275.342	- 266.273.341
11-sep.	2.000	36.000.001	- 318.609.569	- 282.607.568
12-sep.	2.000	36.000.001	- 352.812.868	- 316.810.867
13-sep.	2.000	36.000.001	- 385.334.431	- 349.332.430
14-sep.	2.000	36.000.001	- 398.938.394	- 362.936.393
15-sep.	2.000	36.000.001	- 357.679.722	- 321.677.721
16-sep.	2.000	36.000.001	- 328.081.898	- 292.079.897
17-sep.	2.000	36.000.001	- 327.296.766	- 291.294.765
18-sep.	2.000	36.000.001	- 334.864.989	- 298.862.988
19-sep.	2.000	36.000.001	- 367.631.423	- 331.629.422
20-sep.	2.000	36.000.001	- 399.764.071	- 363.762.070
21-sep.	2.000	36.000.001	- 396.767.556	- 360.765.555
22-sep.	2.000	36.000.001	- 376.246.401	- 340.244.400
23-sep.	2.000	36.000.001	- 367.431.581	- 331.429.580
24-sep.	2.000	36.000.001	- 390.592.112	- 354.590.111
25-sep.	2.000	36.000.001	- 424.326.388	- 388.324.387
26-sep.	2.000	36.000.001	- 473.687.577	- 437.685.576
27-sep.	2.000	36.000.001	- 523.493.072	- 487.491.071
28-sep.	2.000	36.000.001	- 560.939.612	- 524.937.611
29-sep.	3.269	36.000.001	- 517.893.352	- 481.890.082
30-sep.	3.269	36.000.001	- 475.773.578	- 439.770.308
Total	62.538	1.080.000.030	- 10.033.610.092	- 8.953.547.524



Observaciones / Notes