



Seguimiento Cuentas del GTS

Monitoring of Enagás GTS accounts

Información diaria provisional. *Daily provisional balance information (d+1)*

Seguimiento diario provisional existencias. *Daily provisional stocks monitoring (d+1)*

PVB

kWh		
	1-nov.	30-nov.
Acciones balance / Balancing actions	-266.829.046	-248.318.233
Gas Colchón/Cushion gas	0	0
Gas Operación/ Working gas	472.832	1.308.298
Gas Talón/ Heel gas	0	0
Mermas/Shrinkages	264.538.921	189.124.748
OBA - PVB	3.581.841	14.432.904
TOTAL	1.764.548	-43.452.283

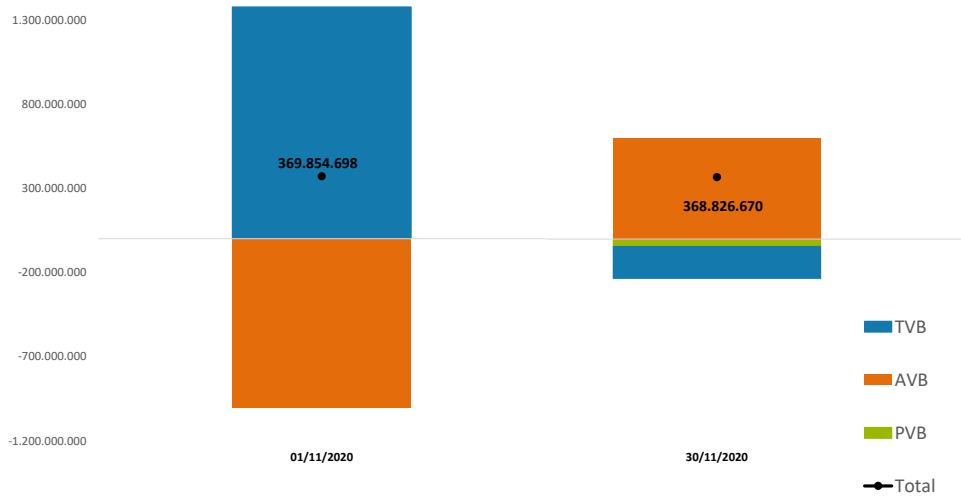
AVB

kWh		
	1-nov.	30-nov.
Desbalance/ Imbalance AVB	3.269	0
Mermas/Shrinkages	1	1
OBA	-1.006.242.077	602.250.016
TOTAL	-1.006.238.807	602.250.017

TVB

kWh		
	1-nov.	30-nov.
Correcciones/ Corrections	0	3.899.449
Desbalance/ Imbalance TVB	-10.525.218	-67.197
Mermas/Shrinkages	371.309.662	407.081.068
OBA	1.013.544.513	-600.884.384
TOTAL	1.374.328.957	-189.971.064

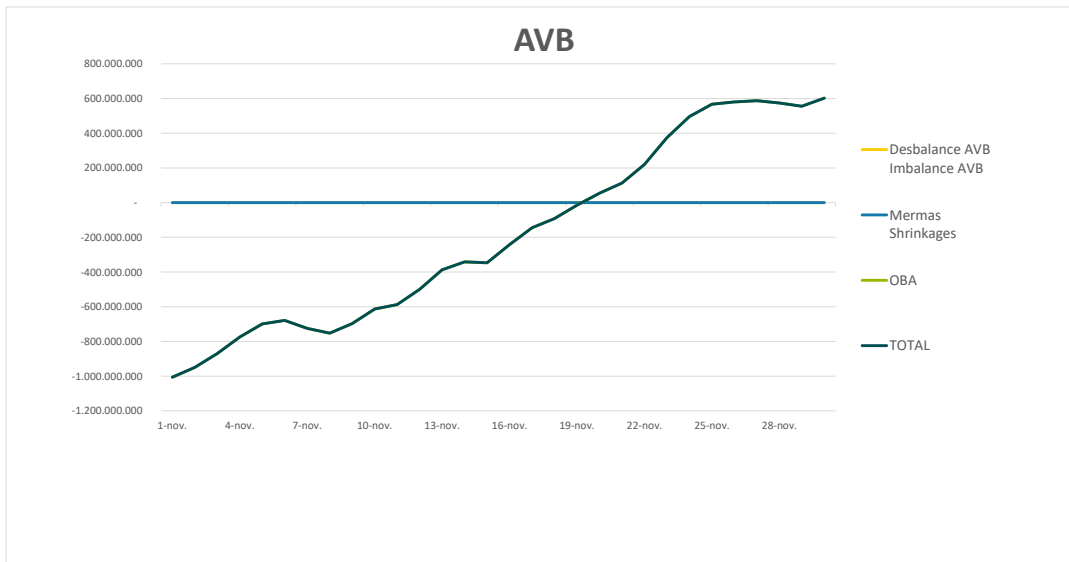
kWh



Observaciones / Notes

Seguimiento diario provisional existencias. Daily provisional stocks monitoring (d+1)

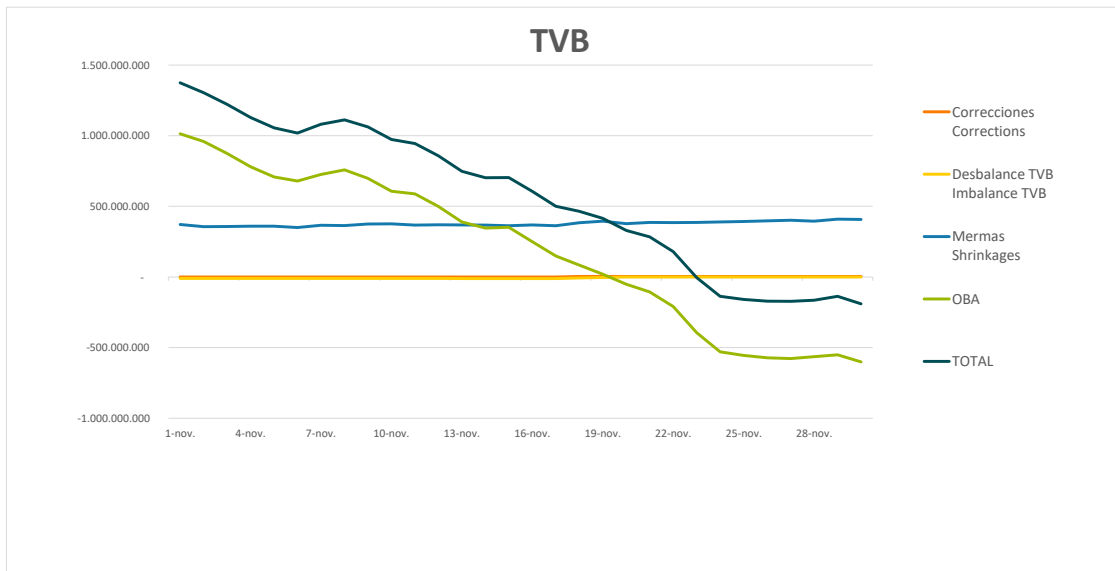
AVB				
Fecha Date	Desbalance AVB Imbalance AVB	Mermas Shrinkages	OBA	TOTAL
1-nov.	3.269	1	- 1.006.242.077	- 1.006.238.807
2-nov.	3.269	1	- 949.215.031	- 949.211.761
3-nov.	3.269	1	- 869.934.246	- 869.930.976
4-nov.	3.269	1	- 773.989.834	- 773.986.564
5-nov.	3.269	1	- 699.373.451	- 699.370.181
6-nov.	3.269	1	- 678.718.727	- 678.715.457
7-nov.	3.269	1	- 725.007.321	- 725.004.051
8-nov.	3.269	1	- 752.456.155	- 752.452.885
9-nov.	3.269	1	- 696.963.396	- 696.960.126
10-nov.	3.269	1	- 613.541.246	- 613.537.976
11-nov.	3.269	1	- 587.574.148	- 587.570.878
12-nov.	3.269	1	- 500.202.515	- 500.199.245
13-nov.	3.269	1	- 387.382.697	- 387.379.427
14-nov.	3.269	1	- 340.919.574	- 340.916.304
15-nov.	3.269	1	- 346.697.178	- 346.693.908
16-nov.	3.269	1	- 241.927.777	- 241.924.507
17-nov.	3.269	1	- 144.361.629	- 144.358.359
18-nov.	-	1	- 91.716.050	- 91.716.049
19-nov.	-	1	- 14.676.865	- 14.676.864
20-nov.	-	1	- 54.350.422	- 54.350.423
21-nov.	-	1	- 113.208.570	- 113.208.571
22-nov.	-	1	- 219.571.823	- 219.571.824
23-nov.	-	1	- 373.652.502	- 373.652.503
24-nov.	-	1	- 496.205.192	- 496.205.193
25-nov.	-	1	- 567.166.509	- 567.166.510
26-nov.	-	1	- 580.470.691	- 580.470.692
27-nov.	-	1	- 587.185.592	- 587.185.593
28-nov.	-	1	- 574.473.981	- 574.473.982
29-nov.	-	1	- 555.836.962	- 555.836.963
30-nov.	-	1	- 602.250.016	- 602.250.017



Observaciones / Notes

Seguimiento diario provisional existencias. Daily provisional stocks monitoring (d+1)

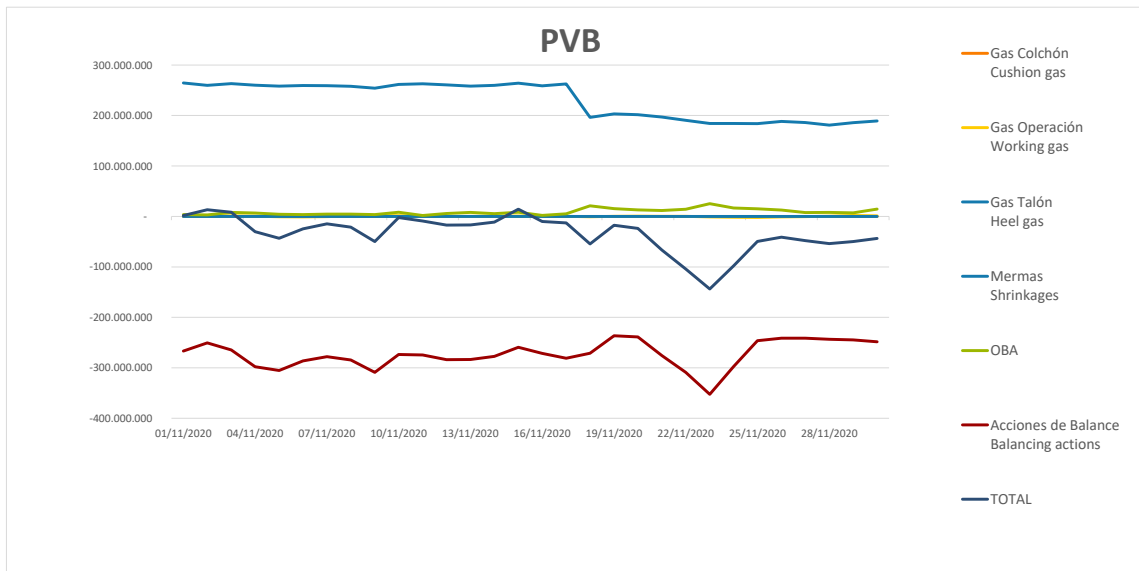
TVB						
Fecha Date	Correcciones Corrections	Desbalance TVB Imbalance TVB	Mermas Shrinkages	OBA	TOTAL	
1-nov.	-	-	10.525.218	371.309.662	1.013.544.513	1.374.328.957
2-nov.	-	-	10.539.987	355.894.985	958.859.541	1.304.214.539
3-nov.	-	-	10.543.928	357.108.551	875.112.877	1.221.677.500
4-nov.	-	-	10.551.030	359.080.543	780.021.388	1.128.550.901
5-nov.	-	-	10.555.570	358.993.316	707.560.489	1.055.998.235
6-nov.	-	-	10.571.759	350.138.578	679.674.667	1.019.241.486
7-nov.	-	-	10.574.729	365.703.458	726.323.616	1.081.452.345
8-nov.	-	-	10.575.061	364.146.669	758.159.922	1.111.731.530
9-nov.	-	-	10.575.618	374.984.273	698.141.766	1.062.550.421
10-nov.	-	-	10.577.078	376.605.619	607.046.377	973.074.918
11-nov.	-	-	10.578.652	366.903.505	588.261.739	944.586.592
12-nov.	-	-	10.580.164	369.608.714	499.368.513	858.397.063
13-nov.	-	-	10.681.278	368.923.087	389.399.798	747.641.607
14-nov.	-	-	10.681.308	366.918.444	346.763.353	703.000.489
15-nov.	-	-	11.256.312	362.769.713	351.923.180	703.436.581
16-nov.	-	-	11.258.840	368.025.004	249.987.976	606.354.140
17-nov.	-	-	11.260.836	362.966.468	148.956.730	500.662.362
18-nov.	3.899.449	-	7.263.962	383.703.886	84.157.264	464.496.637
19-nov.	3.899.449	-	3.283.532	395.416.440	19.337.991	415.370.348
20-nov.	3.899.449	-	23.312	377.480.978	-	330.111.386
21-nov.	3.899.449	-	25.077	386.401.323	-	284.578.909
22-nov.	3.899.449	-	28.635	384.557.064	-	179.712.166
23-nov.	3.899.449	-	29.014	385.779.919	-	4.443.530
24-nov.	3.899.449	-	37.076	389.346.299	-	136.860.654
25-nov.	3.899.449	-	37.535	393.062.490	-	158.550.441
26-nov.	3.899.449	-	41.176	396.718.568	-	170.919.384
27-nov.	3.899.449	-	62.533	401.235.002	-	172.131.653
28-nov.	3.899.449	-	63.959	395.535.098	-	164.452.223
29-nov.	3.899.449	-	64.370	409.450.161	-	137.145.428
30-nov.	3.899.449	-	67.197	407.081.068	-	189.971.064



Observaciones / Notes

Seguimiento diario provisional existencias. Daily provisional stocks monitoring (d+1)

PVB								
Fecha Date	Acciones de Balance Balancing actions	Gas Colchón Cushion gas	Gas Operación Working gas	Gas Talón Heel gas	Mermas Shrinkages	OBA	TOTAL	
01/11/2020	- 266.829.046	-	472.832	-	264.538.921	3.581.841	-	1.764.548
02/11/2020	- 250.548.178	-	888.967	-	259.906.972	3.099.855	-	13.347.616
03/11/2020	- 264.400.823	-	1.188.976	-	263.326.587	8.092.079	-	8.206.819
04/11/2020	- 297.811.035	-	664.446	-	260.227.283	6.822.129	-	30.097.177
05/11/2020	- 305.201.796	-	605.285	-	258.247.871	4.293.082	-	43.266.128
06/11/2020	- 286.451.591	-	1.134.034	-	259.313.386	3.750.362	-	24.521.877
07/11/2020	- 277.907.168	-	469.791	-	259.162.571	4.624.003	-	14.590.385
08/11/2020	- 284.457.276	-	824.390	-	257.956.493	4.557.666	-	21.118.727
09/11/2020	- 309.127.674	-	1.405.922	-	254.285.510	3.720.541	-	49.715.701
10/11/2020	- 273.628.262	-	1.559.649	-	261.545.911	8.397.394	-	2.125.308
11/11/2020	- 274.402.211	-	509.174	-	262.875.915	1.868.550	-	9.148.572
12/11/2020	- 283.761.861	-	64.123	-	260.846.609	5.969.202	-	17.010.173
13/11/2020	- 283.409.235	-	152.385	-	258.220.138	8.173.460	-	16.863.252
14/11/2020	- 277.194.383	-	709.190	-	259.733.429	5.549.840	-	11.201.924
15/11/2020	- 259.195.225	-	954.682	-	264.168.824	8.455.452	-	14.383.733
16/11/2020	- 271.411.449	-	359.608	-	258.864.030	2.141.496	-	10.046.315
17/11/2020	- 280.930.274	-	143.926	-	262.698.454	5.169.696	-	12.918.198
18/11/2020	- 271.179.715	-	595.573	-	196.271.388	21.069.762	-	54.434.138
19/11/2020	- 236.434.266	-	330.652	-	203.164.125	15.384.581	-	17.554.908
20/11/2020	- 238.859.782	-	540.966	-	201.654.091	12.919.861	-	23.744.864
21/11/2020	- 275.622.989	-	94.758	-	197.077.014	11.779.589	-	66.671.628
22/11/2020	- 309.142.230	-	162.777	-	190.373.524	14.320.275	-	104.285.654
23/11/2020	- 352.450.338	-	966.761	-	184.385.653	25.292.911	-	143.738.535
24/11/2020	- 297.426.754	-	1.735.002	-	184.316.450	16.780.181	-	98.065.125
25/11/2020	- 246.340.554	-	2.032.212	-	183.855.418	15.175.398	-	49.341.950
26/11/2020	- 241.143.706	-	888.638	-	188.271.232	12.779.046	-	40.982.066
27/11/2020	- 241.265.159	-	409.023	-	186.182.224	7.656.441	-	47.835.517
28/11/2020	- 243.431.666	-	652.598	-	180.968.446	8.030.862	-	53.779.760
29/11/2020	- 244.688.067	-	1.933.454	-	185.691.690	7.237.662	-	49.825.261
30/11/2020	- 248.318.233	-	1.308.298	-	189.124.748	14.432.904	-	43.452.283



Observaciones / Notes