



Seguimiento Cuentas del GTS

Monitoring of Enagás GTS accounts

Información diaria provisional. *Daily provisional balance information (d+1)*

Seguimiento diario provisional existencias. *Daily provisional stocks monitoring (d+1)*

PVB

kWh	1-mar.	31-mar.
Acciones balance / Balancing actions	-179.515.096	-115.268.707
Gas Colchón/Cushion gas	0	0
Gas Operación/ Working gas	-529.028	1.155.869
Gas Talón/ Heel gas	0	0
Mermas/Shrinkages	173.797.191	155.473.966
OBA - PVB	4.634.244	11.886.106
TOTAL	-1.612.689	53.247.234

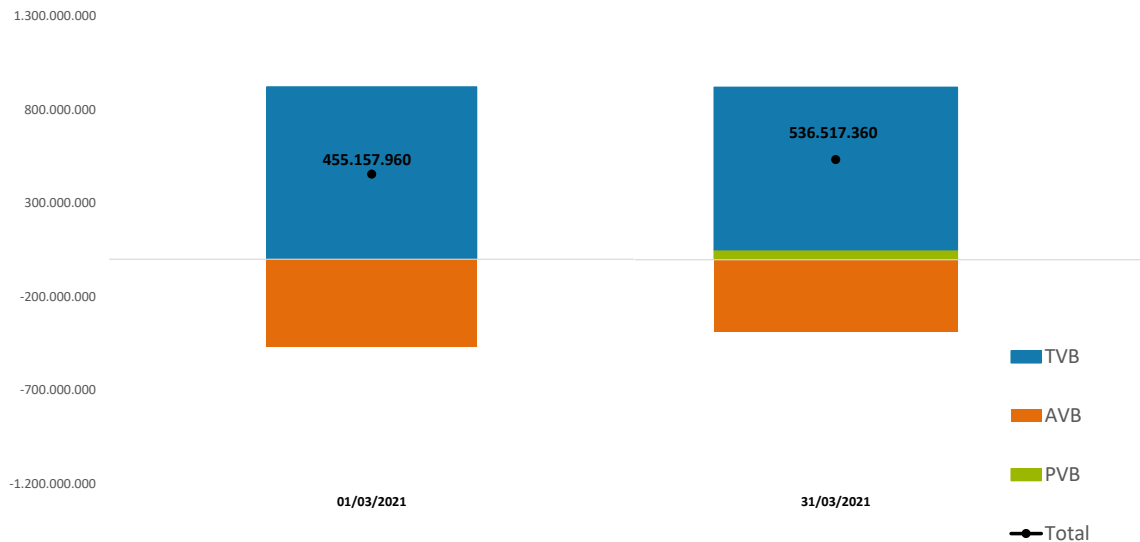
AVB

kWh	1-mar.	31-mar.
Desbalance/ Imbalance AVB	0	0
Mermas/Shrinkages	27.393.968	968
OBA	-492.976.377	-388.795.673
TOTAL	-465.582.409	-388.794.705

TVB

kWh	1-mar.	31-mar.
Correcciones/ Corrections	3.280.838	-5.279
Desbalance/ Imbalance TVB	-32.027	-17.954
Mermas/Shrinkages	432.793.096	477.827.690
OBA	486.311.151	394.260.374
TOTAL	922.353.058	872.064.831

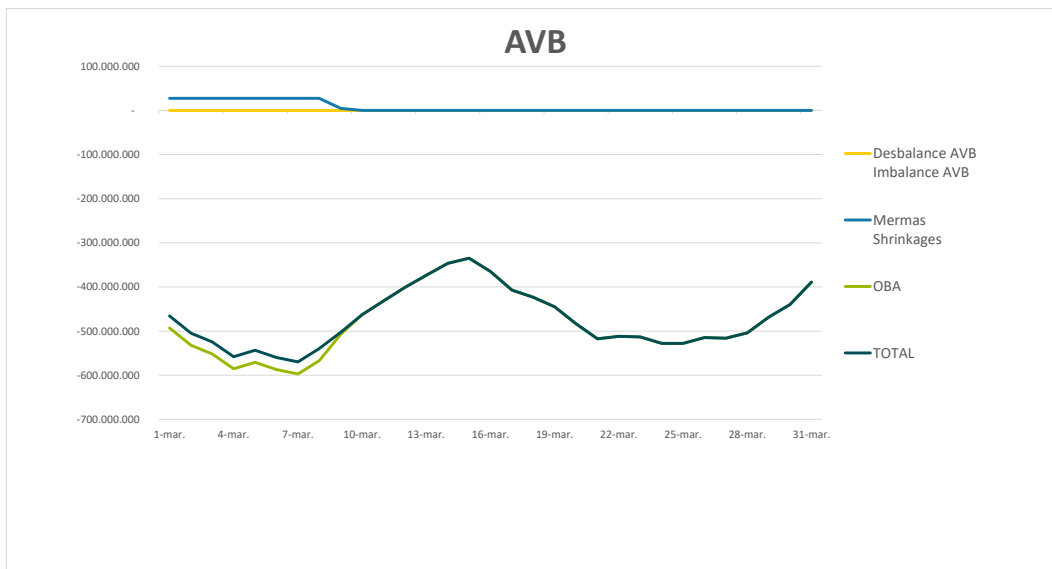
KWh



Observaciones / Notes

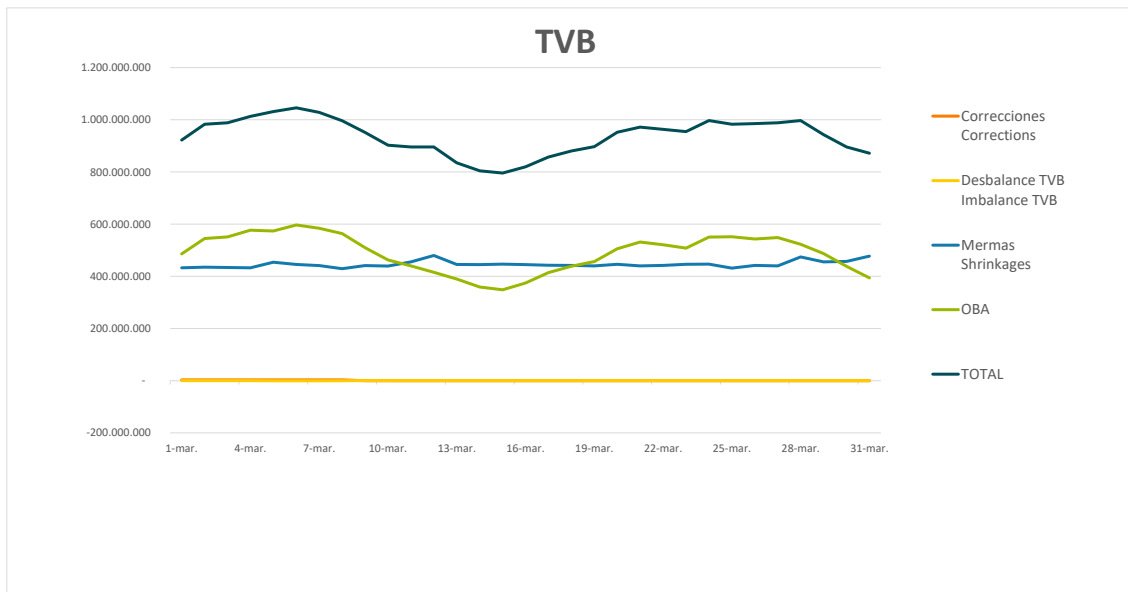
Seguimiento diario provisional existencias. Daily provisional stocks monitoring (d+1)

AVB				
Fecha Date	Desbalance AVB Imbalance AVB	Mermas Shrinkages	OBA	TOTAL
1-mar.	-	27.393.968	- 492.976.377	- 465.582.409
2-mar.	-	27.393.968	- 532.177.165	- 504.783.197
3-mar.	-	27.393.968	- 552.103.593	- 524.709.625
4-mar.	-	27.393.968	- 585.560.298	- 558.166.330
5-mar.	-	27.393.968	- 571.042.438	- 543.648.470
6-mar.	-	27.393.968	- 587.115.636	- 559.721.668
7-mar.	-	27.393.968	- 597.202.575	- 569.808.607
8-mar.	-	27.393.968	- 566.871.694	- 539.477.726
9-mar.	-	4.451.968	- 507.097.202	- 502.645.234
10-mar.	-	968	- 462.740.568	- 462.739.600
11-mar.	-	968	- 431.981.651	- 431.980.683
12-mar.	-	968	- 401.082.609	- 401.081.641
13-mar.	-	968	- 373.761.779	- 373.760.811
14-mar.	-	968	- 346.650.330	- 346.649.362
15-mar.	-	968	- 334.884.678	- 334.883.710
16-mar.	-	968	- 365.163.282	- 365.162.314
17-mar.	-	968	- 406.834.352	- 406.833.384
18-mar.	-	968	- 423.252.547	- 423.251.579
19-mar.	-	968	- 444.971.228	- 444.970.260
20-mar.	-	968	- 483.322.446	- 483.321.478
21-mar.	-	968	- 517.556.347	- 517.555.379
22-mar.	-	968	- 511.762.869	- 511.761.901
23-mar.	-	968	- 513.259.276	- 513.258.308
24-mar.	-	968	- 527.921.142	- 527.920.174
25-mar.	-	968	- 527.714.515	- 527.713.547
26-mar.	-	968	- 514.674.393	- 514.673.425
27-mar.	-	968	- 516.108.469	- 516.107.501
28-mar.	-	968	- 503.994.901	- 503.993.933
29-mar.	-	968	- 468.567.235	- 468.566.267
30-mar.	-	968	- 439.614.721	- 439.613.753
31-mar.	-	968	- 388.795.673	- 388.794.705



Seguimiento diario provisional existencias. Daily provisional stocks monitoring (d+1)

TVB						
Fecha Date	Correcciones Corrections	Desbalance TVB Imbalance TVB	Mermas Shrinkages	OBA	TOTAL	
1-mar.	3.280.838	- 32.027	432.793.096	486.311.151	922.353.058	
2-mar.	3.280.838	- 34.597	435.154.874	544.877.590	983.278.705	
3-mar.	3.280.838	- 38.563	434.043.265	551.355.939	988.641.479	
4-mar.	3.280.838	- 43.637	432.756.149	576.832.145	1.012.825.495	
5-mar.	3.280.838	- 94.105	453.979.696	574.107.178	1.031.273.607	
6-mar.	3.280.838	- 94.556	445.847.796	596.923.299	1.045.957.377	
7-mar.	3.280.838	- 99.701	441.226.871	584.293.662	1.028.701.670	
8-mar.	3.280.838	- 118.613	429.408.887	563.901.344	996.472.456	
9-mar.	- 5.279	387.291	441.180.568	510.126.900	951.689.480	
10-mar.	- 5.279	382.626	439.601.676	462.504.718	902.483.741	
11-mar.	- 5.279	378.809	455.158.549	440.188.303	895.720.382	
12-mar.	- 5.279	374.517	479.967.485	415.576.568	895.913.291	
13-mar.	- 5.279	369.540	445.549.629	389.512.260	835.426.150	
14-mar.	- 5.279	367.571	444.979.582	358.931.425	804.273.299	
15-mar.	- 5.279	362.517	447.054.688	348.527.980	795.939.906	
16-mar.	- 5.279	360.886	445.154.297	374.407.928	819.917.832	
17-mar.	- 5.279	354.910	442.464.026	414.232.015	857.045.672	
18-mar.	- 5.279	349.797	441.653.030	438.769.860	880.767.408	
19-mar.	- 5.279	346.102	440.120.980	456.862.928	897.324.731	
20-mar.	- 5.279	340.127	446.209.198	505.946.415	952.490.461	
21-mar.	- 5.279	324.358	439.975.106	531.802.499	972.096.684	
22-mar.	- 5.279	319.768	441.778.723	521.237.905	963.331.117	
23-mar.	- 5.279	314.513	446.262.830	508.501.213	955.073.277	
24-mar.	- 5.279	281.121	446.635.198	550.410.258	997.321.298	
25-mar.	- 5.279	276.189	431.352.553	551.491.090	983.114.553	
26-mar.	- 5.279	274.468	442.135.345	543.038.664	985.443.198	
27-mar.	- 5.279	274.230	439.873.382	548.532.755	988.675.088	
28-mar.	- 5.279	269.550	474.318.912	522.628.102	997.211.285	
29-mar.	- 5.279	262.946	455.375.490	487.344.775	942.977.932	
30-mar.	- 5.279	262.946	457.009.165	438.499.003	895.763.945	
31-mar.	- 5.279	- 17.954	477.827.690	394.260.374	872.064.831	



Seguimiento diario provisional existencias. Daily provisional stocks monitoring (d+1)

PVB								
Fecha Date	Acciones de Balance Balancing actions	Gas Colchón Cushion gas	Gas Operación Working gas	Gas Talón Heel gas	Mermas Shrinkages	OBA	TOTAL	
1-mar.	-	179.515.096	-	529.028	-	173.797.191	4.634.244	- 1.612.689
2-mar.	-	189.680.248	-	2.573.707	-	182.725.734	12.666.250	3.138.029
3-mar.	-	194.405.649	-	3.652.042	-	187.012.596	8.684.863	- 2.360.232
4-mar.	-	204.426.724	-	3.120.785	-	184.042.053	- 2.416.313	- 25.921.769
5-mar.	-	194.450.223	-	762.204	-	192.779.792	- 1.074.556	- 3.507.191
6-mar.	-	193.403.815	-	796.449	-	190.722.061	2.005.595	120.290
7-mar.	-	198.647.484	-	1.910.189	-	187.807.669	1.887.676	- 7.041.950
8-mar.	-	242.450.719	-	2.238.614	-	194.234.087	9.919.227	- 36.058.791
9-mar.	-	248.801.012	-	1.703.393	-	172.371.630	9.648.991	- 65.076.998
10-mar.	-	225.244.155	-	468.858	-	166.744.421	4.980.588	- 53.988.004
11-mar.	-	199.238.161	-	293.925	-	171.975.253	- 3.404.322	- 30.961.155
12-mar.	-	207.835.857	-	172.370	-	169.979.544	2.875.919	- 35.152.764
13-mar.	-	194.919.452	-	1.319.546	-	170.704.330	- 1.011.681	- 23.907.257
14-mar.	-	191.161.742	-	2.163.917	-	175.346.609	- 4.034.791	- 17.686.007
15-mar.	-	186.935.070	-	3.289.384	-	166.934.211	405.836	- 16.305.639
16-mar.	-	175.050.016	-	2.301.081	-	166.450.993	5.524.981	- 772.961
17-mar.	-	170.211.631	-	1.258.051	-	167.378.038	5.637.213	4.061.671
18-mar.	-	197.487.919	-	274.130	-	174.609.555	- 1.545.914	- 24.698.408
19-mar.	-	196.015.484	-	1.462.765	-	164.550.440	- 2.282.666	- 35.210.475
20-mar.	-	200.527.755	-	711.617	-	167.933.501	- 6.817.755	- 40.123.626
21-mar.	-	211.314.024	-	1.287.122	-	165.518.198	- 5.381.234	- 52.464.182
22-mar.	-	217.430.887	-	2.730.526	-	163.537.194	2.287.396	- 54.336.823
23-mar.	-	211.202.520	-	3.717.343	-	170.665.694	9.072.709	- 35.181.460
24-mar.	-	197.673.644	-	2.329.836	-	163.371.260	- 1.289.568	- 37.921.788
25-mar.	-	206.466.404	-	737.066	-	168.518.366	6.026.438	- 31.184.534
26-mar.	-	208.370.563	-	4.058.590	-	160.111.505	2.804.231	- 41.396.237
27-mar.	-	190.067.836	-	2.031.119	-	164.033.625	- 2.512.812	- 26.515.904
28-mar.	-	167.234.556	-	830.056	-	170.904.891	13.490.188	17.990.579
29-mar.	-	149.679.118	-	550.739	-	161.649.582	13.439.227	25.960.430
30-mar.	-	141.536.258	-	70.140	-	162.649.047	12.389.540	33.572.469
31-mar.	-	115.268.707	-	1.155.869	-	155.473.966	11.886.106	53.247.234

