



Seguimiento Cuentas del GTS

Información diaria provisional (d+1)

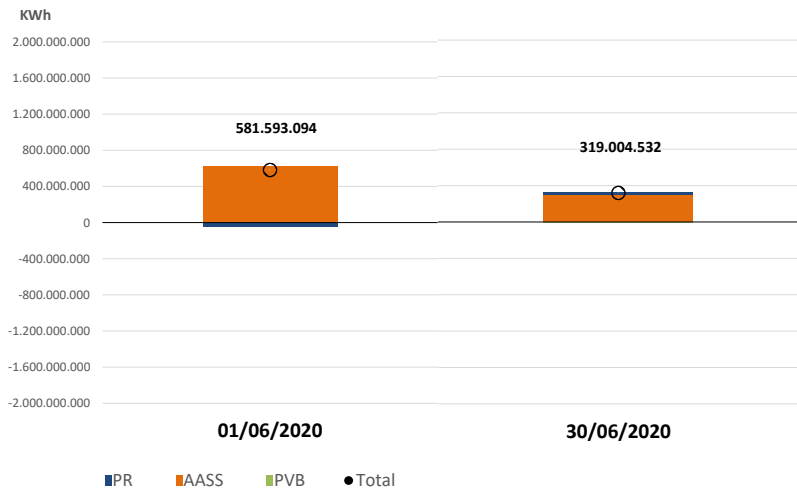
Resumen Cuentas GTS en infraestructuras: Junio 2020

Seguimiento diario provisional de existencias (d+1)

Unidad kWh	1-jun.	30-jun.
	PVB	PVB
Acciones de Balance	-159.349.834	-142.176.528
Gas Colchón	0	0
Gas Operación	-1.312.104	741.368
Gas Talón	0	0
Mermas	125.643.544	109.662.884
OBA	30.011.424	27.137.070
TOTAL gas en PVB	-5.006.970	-4.635.206

Unidad kWh	1-jun.	30-jun.
	AASS.ENA	AASS.ENA
Mermas	36.000.001	36.000.001
OBA	586.803.502	263.293.507
Desbalance AVB	2.000	2.000
TOTAL	622.805.503	299.295.508

Unidad kWh	1-jun.	30-jun.
	TVB	TVB
Mermas	551.442.684	280.629.658
OBA	-587.646.587	-256.280.265
Desbalance en TVB	-1.536	-5.163
TOTAL	-36.205.439	24.344.230

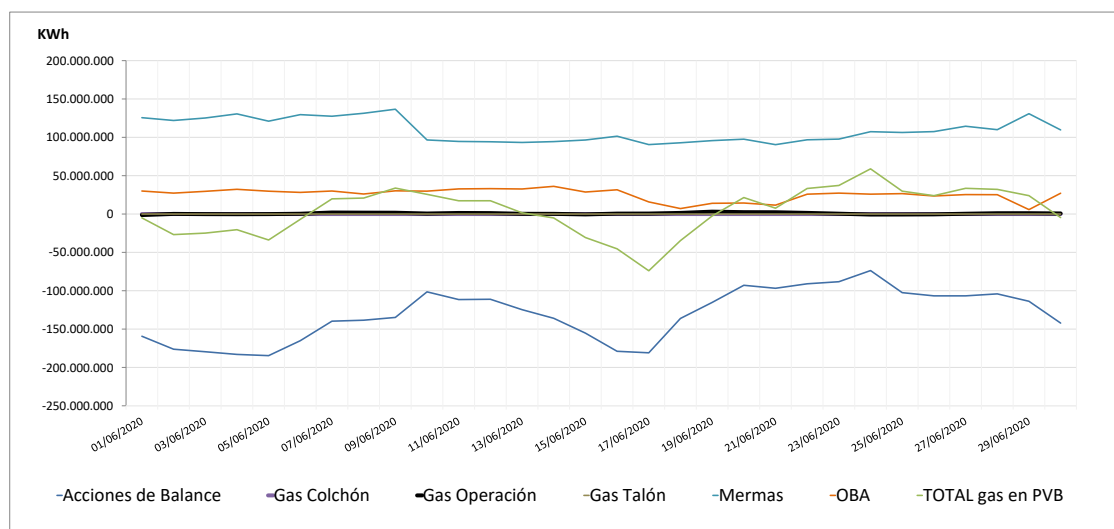


Observaciones:

Seguimiento diario provisional de existencias (d+1)

Unidad:KWh	Acciones de Balance	Gas Colchón	Gas Operación	Gas Talón	Mermas	OBA	TOTAL gas en PVB
1-jun.-20	-159.349.834	0	-1.312.104	0	125.643.544	30.011.424	-5.006.970
2-jun.-20	-176.227.087	0	171.050	0	121.947.066	27.279.883	-26.829.088
3-jun.-20	-179.554.807	0	-107.587	0	125.217.589	29.581.272	-24.863.533
4-jun.-20	-183.010.211	0	-210.353	0	130.577.638	32.248.033	-20.394.893
5-jun.-20	-184.618.975	0	-72.353	0	121.083.401	29.776.343	-33.831.584
6-jun.-20	-165.139.801	0	398.463	0	129.585.390	28.222.714	-6.933.234
7-jun.-20	-139.693.054	0	1.966.196	0	127.495.133	30.017.264	19.785.539
8-jun.-20	-138.445.570	0	1.788.369	0	131.352.988	26.148.129	20.843.916
9-jun.-20	-134.791.179	0	1.732.976	0	136.667.121	30.263.988	33.872.906
10-jun.-20	-101.469.609	0	694.350	0	96.592.169	29.867.234	25.684.144
11-jun.-20	-111.515.744	0	1.387.629	0	94.611.649	32.783.927	17.267.461
12-jun.-20	-111.150.673	0	1.202.452	0	94.198.352	33.094.081	17.344.212
13-jun.-20	-124.688.103	0	289.998	0	93.312.145	32.631.233	1.545.273
14-jun.-20	-135.930.605	0	263.255	0	94.424.818	36.104.410	-5.138.122
15-jun.-20	-155.252.985	0	-506.110	0	96.481.299	28.668.723	-30.609.073
16-jun.-20	-178.960.123	0	547.527	0	101.460.855	31.595.493	-45.356.248
17-jun.-20	-180.934.615	0	633.255	0	90.531.848	15.775.953	-73.993.559
18-jun.-20	-136.146.507	0	1.461.215	0	92.903.304	7.160.276	-34.621.712
19-jun.-20	-115.285.583	0	3.102.520	0	95.690.939	13.988.476	-2.503.648
20-jun.-20	-92.905.112	0	2.441.172	0	97.579.653	14.383.606	21.499.319
21-jun.-20	-96.764.216	0	2.328.022	0	90.454.184	11.574.693	7.592.683
22-jun.-20	-90.915.898	0	1.529.378	0	96.806.523	25.904.852	33.324.855
23-jun.-20	-88.219.598	0	478.019	0	97.697.015	27.263.833	37.219.269
24-jun.-20	-73.691.614	0	-661.639	0	107.347.491	25.936.537	58.930.775
25-jun.-20	-102.493.806	0	-588.145	0	106.313.513	26.582.435	29.813.997
26-jun.-20	-106.652.244	0	-417.422	0	107.459.238	23.538.424	23.927.996
27-jun.-20	-106.652.024	0	381.418	0	114.448.884	25.323.341	33.501.619
28-jun.-20	-104.086.289	0	1.038.392	0	109.985.505	25.217.014	32.154.622
29-jun.-20	-113.736.920	0	1.095.490	0	130.820.441	5.773.325	23.952.336
30-jun.-20	-142.176.528	0	741.368	0	109.662.884	27.137.070	-4.635.206

Evolución existencias cuentas GTS en PVB



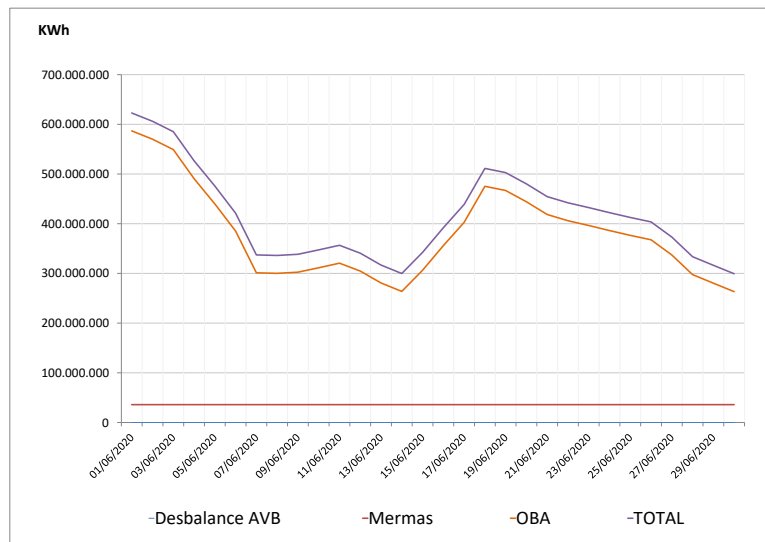
Observaciones:

Cuentas GTS en AVB: Junio 2020

Seguimiento diario provisional de existencias (d+1)

Unidad:KWh	Desbalance AVB	Mermas	OBA	TOTAL
1-jun.	2.000	36.000.001	586.803.502	622.805.503
2-jun.	2.000	36.000.001	570.062.092	606.064.093
3-jun.	2.000	36.000.001	549.201.125	585.203.126
4-jun.	2.000	36.000.001	490.635.930	526.637.931
5-jun.	2.000	36.000.001	439.823.583	475.825.584
6-jun.	2.000	36.000.001	385.183.006	421.185.007
7-jun.	2.000	36.000.001	301.204.367	337.206.368
8-jun.	2.000	36.000.001	300.106.627	336.108.628
9-jun.	2.000	36.000.001	302.488.857	338.490.858
10-jun.	2.000	36.000.001	311.324.558	347.326.559
11-jun.	2.000	36.000.001	320.593.116	356.595.117
12-jun.	2.000	36.000.001	304.745.739	340.747.740
13-jun.	2.000	36.000.001	280.784.240	316.786.241
14-jun.	2.000	36.000.001	263.769.843	299.771.844
15-jun.	2.000	36.000.001	306.316.743	342.318.744
16-jun.	2.000	36.000.001	355.832.018	391.834.019
17-jun.	2.000	36.000.001	402.676.353	438.678.354
18-jun.	2.000	36.000.001	475.252.324	511.254.325
19-jun.	2.000	36.000.001	466.852.223	502.854.224
20-jun.	2.000	36.000.001	444.184.309	480.186.310
21-jun.	2.000	36.000.001	418.492.836	454.494.837
22-jun.	2.000	36.000.001	406.004.406	442.006.407
23-jun.	2.000	36.000.001	396.425.481	432.427.482
24-jun.	2.000	36.000.001	386.245.793	422.247.794
25-jun.	2.000	36.000.001	376.597.358	412.599.359
26-jun.	2.000	36.000.001	367.643.590	403.645.591
27-jun.	2.000	36.000.001	337.089.556	373.091.557
28-jun.	2.000	36.000.001	297.604.895	333.606.896
29-jun.	2.000	36.000.001	280.346.545	316.348.546
30-jun.	2.000	36.000.001	263.293.507	299.295.508

Evolución existencias cuentas GTS en AVB

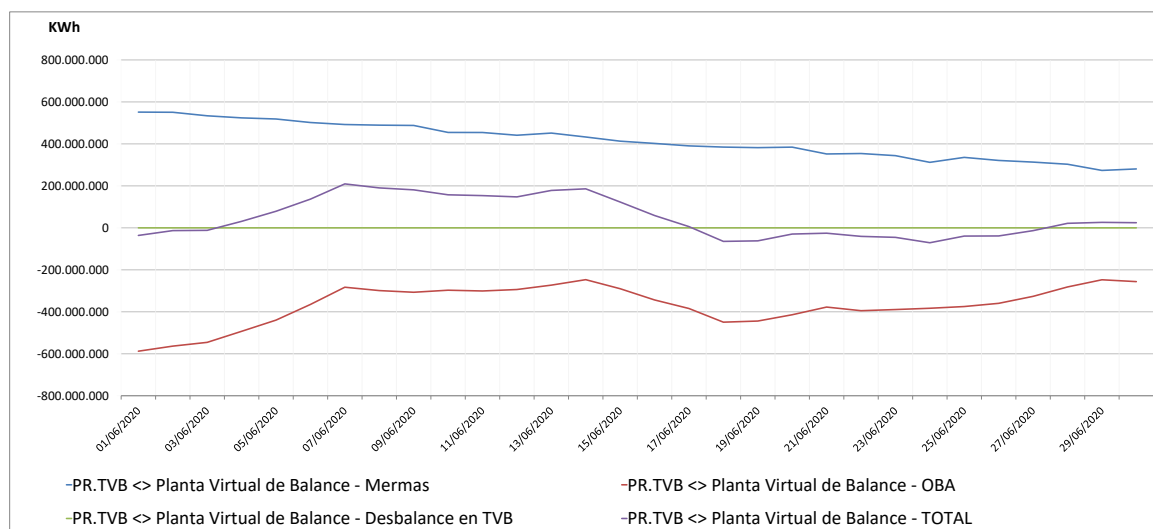


Observaciones :

Seguimiento diario provisional de existencias (d+1)

Unidad: KWh	Mermas	OBA	Desbalance en TVB	TOTAL
1-jun.	551.442.684	-587.646.587	-1.536	-36.205.439
2-jun.	550.518.946	-563.632.167	-1.536	-13.114.757
3-jun.	533.739.538	-545.662.331	-5.163	-11.927.956
4-jun.	523.860.895	-492.930.983	-5.163	30.924.749
5-jun.	518.515.738	-439.547.312	-5.163	78.963.263
6-jun.	501.852.883	-365.081.097	-5.163	136.766.623
7-jun.	492.278.864	-282.897.111	-5.163	209.376.590
8-jun.	489.295.215	-298.892.982	-5.163	190.397.070
9-jun.	487.919.294	-306.861.547	-5.163	181.052.584
10-jun.	454.523.516	-297.155.651	-5.163	157.362.702
11-jun.	454.402.947	-300.844.007	-5.163	153.553.777
12-jun.	441.302.299	-293.801.684	-5.163	147.495.452
13-jun.	451.399.208	-273.110.778	-5.163	178.283.267
14-jun.	432.813.106	-246.967.160	-5.163	185.840.783
15-jun.	413.004.020	-289.899.095	-5.163	123.099.762
16-jun.	402.204.389	-343.462.972	-5.163	58.736.254
17-jun.	390.417.437	-384.430.973	-5.163	5.981.301
18-jun.	384.791.672	-449.300.258	-5.163	-64.513.749
19-jun.	381.988.494	-443.988.476	-5.163	-62.005.145
20-jun.	384.506.826	-414.146.883	-5.163	-29.645.220
21-jun.	352.019.770	-377.454.435	-5.163	-25.439.828
22-jun.	354.146.649	-394.795.033	-5.163	-40.653.547
23-jun.	343.931.072	-389.290.651	-5.163	-45.364.742
24-jun.	312.092.680	-383.160.312	-5.163	-71.072.795
25-jun.	335.611.362	-374.865.177	-5.163	-39.258.978
26-jun.	321.044.221	-359.632.712	-5.163	-38.593.654
27-jun.	313.203.374	-326.461.051	-5.163	-13.262.840
28-jun.	303.075.178	-281.640.748	-5.163	21.429.267
29-jun.	273.575.076	-247.446.146	-5.163	26.123.767
30-jun.	280.629.658	-256.280.265	-5.163	24.344.230

Evolución existencias cuentas GTS en TVB



Observaciones: