



Seguimiento Cuentas del GTS

Información diaria provisional (d+1)

Resumen Cuentas GTS en infraestructuras: Julio 2020

Seguimiento diario provisional de existencias (d+1)

PVB

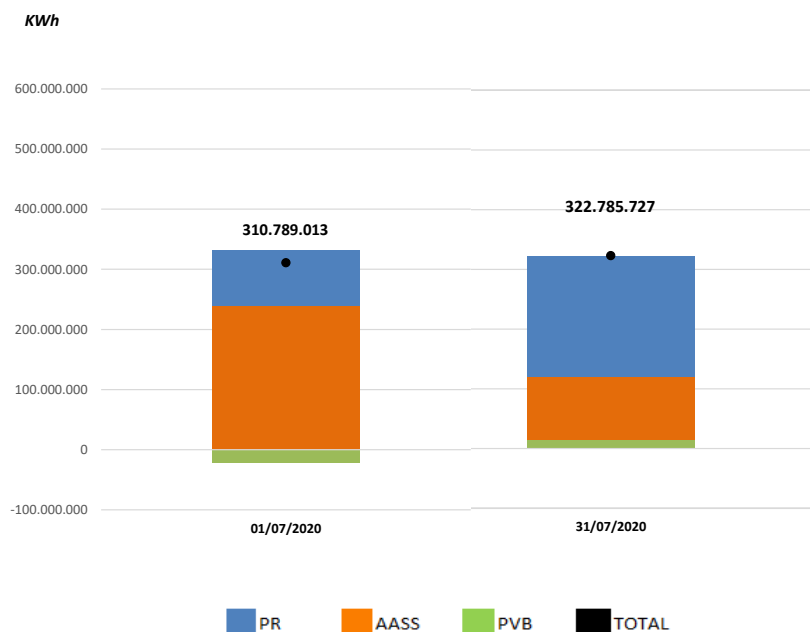
Unidad kWh	1-jul.		31-jul.	
Acciones de Balance	-156.651.394		-249.558.885	
Gas Colchón	0		0	
Gas Operación	466.605		339.324	
Gas Talón	0		0	
Mermas	106.996.349		271.015.945	
OBA	27.449.876		-6.337.596	
TOTAL gas en PVB	-21.738.564		15.458.788	

AVB

Unidad kWh	1-jul.		31-jul.	
Mermas	36.000.001		36.000.001	
OBA	203.803.262		68.658.681	
Desbalance AVB	2.000		2.000	
TOTAL	239.805.263		104.660.682	

TVB

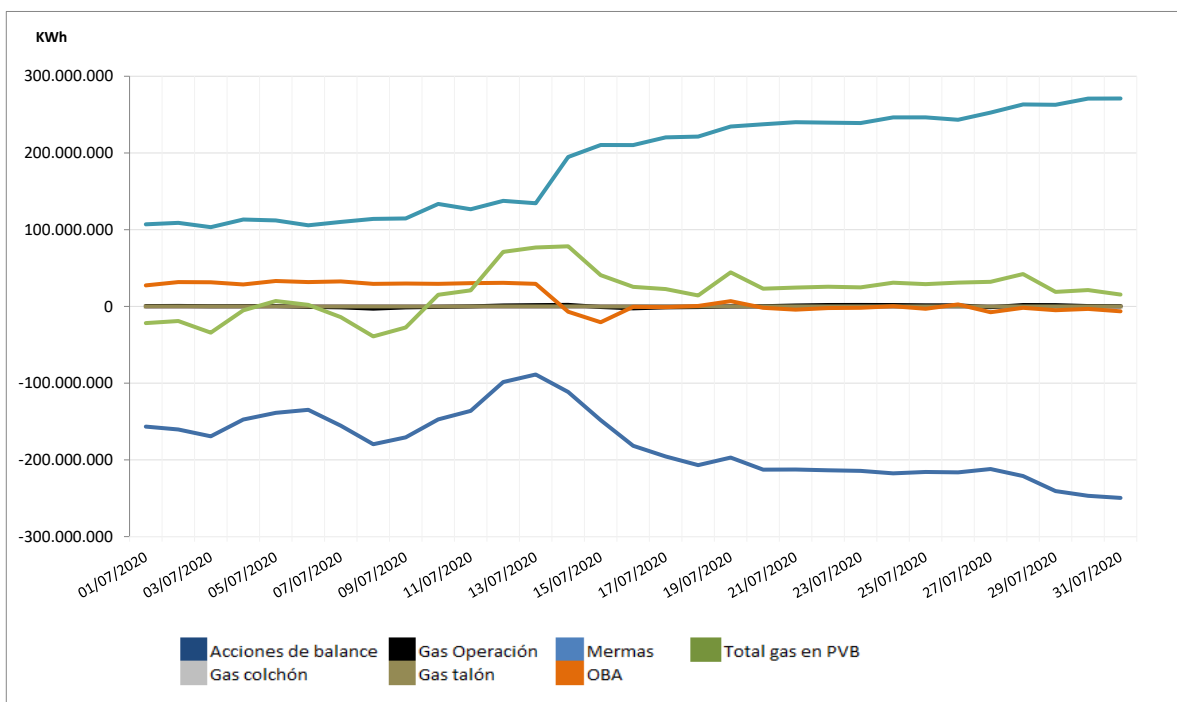
Unidad kWh	1-jul.		31-jul.	
Mermas	286.465.317		286.552.431	
OBA	-193.564.114		-83.707.285	
Desbalance en TVB	-178.889		-178.889	
TOTAL	92.722.314		202.666.257	



Observaciones

Seguimiento diario provisional de existencias (d+1)

Unidad:KWh	Acciones de Balance	Gas	Gas Operación	Gas Talón	Mermas	OBA	TOTAL gas en PVB
1-jul.-20	-156.651.394	0	466.605	0	106.996.349	27.449.876	-21.738.564
2-jul.-20	-160.371.858	0	654.198	0	108.952.843	31.738.088	-19.026.729
3-jul.-20	-169.263.614	0	316.318	0	103.288.255	31.491.431	-34.167.610
4-jul.-20	-147.409.945	0	355.764	0	113.289.185	28.646.647	-5.118.349
5-jul.-20	-138.686.203	0	472.178	0	112.113.163	33.157.270	7.056.408
6-jul.-20	-134.764.856	0	-653.678	0	105.720.238	31.716.720	2.018.424
7-jul.-20	-155.436.986	0	-1.194.231	0	110.095.746	32.591.536	-13.943.935
8-jul.-20	-179.606.598	0	-2.925.453	0	114.063.089	29.380.040	-39.088.922
9-jul.-20	-170.632.371	0	-1.280.428	0	114.645.500	29.862.899	-27.404.400
10-jul.-20	-147.236.947	0	-618.458	0	133.581.550	29.424.871	15.151.016
11-jul.-20	-136.101.925	0	76.443	0	126.662.364	30.336.200	20.973.082
12-jul.-20	-98.525.621	0	1.263.764	0	137.577.777	30.783.185	71.099.105
13-jul.-20	-88.753.357	0	1.694.614	0	134.440.428	29.424.084	76.805.769
14-jul.-20	-111.500.051	0	2.045.136	0	194.771.162	-6.931.328	78.384.919
15-jul.-20	-148.198.639	0	-754.371	0	210.355.425	-20.634.337	40.768.078
16-jul.-20	-181.679.475	0	-2.545.249	0	210.274.224	-524.048	25.525.452
17-jul.-20	-195.559.949	0	-1.210.451	0	220.348.686	-930.303	22.647.983
18-jul.-20	-206.862.831	0	-828.614	0	221.374.997	604.728	14.288.280
19-jul.-20	-196.973.902	0	-23.186	0	234.490.495	6.886.208	44.379.615
20-jul.-20	-212.751.736	0	259.497	0	237.411.121	-1.804.321	23.114.561
21-jul.-20	-212.578.983	0	1.246.404	0	240.118.554	-4.245.145	24.540.830
22-jul.-20	-213.582.697	0	1.868.559	0	239.527.160	-2.123.627	25.689.395
23-jul.-20	-214.336.639	0	1.962.733	0	239.000.397	-1.767.373	24.859.118
24-jul.-20	-217.571.515	0	1.832.707	0	246.385.792	295.415	30.942.399
25-jul.-20	-215.733.948	0	1.445.936	0	246.428.371	-3.061.971	29.078.388
26-jul.-20	-216.293.732	0	1.441.538	0	243.275.261	2.601.517	31.024.584
27-jul.-20	-211.961.120	0	-1.028.905	0	252.621.912	-7.562.247	32.069.640
28-jul.-20	-221.057.045	0	1.802.636	0	263.258.371	-1.812.446	42.191.516
29-jul.-20	-240.665.647	0	1.721.672	0	262.808.438	-4.947.130	18.917.333
30-jul.-20	-246.815.788	0	513.719	0	270.865.180	-3.236.949	21.326.162
31-jul.-20	-249.558.885	0	339.324	0	271.015.945	-6.337.596	15.458.788



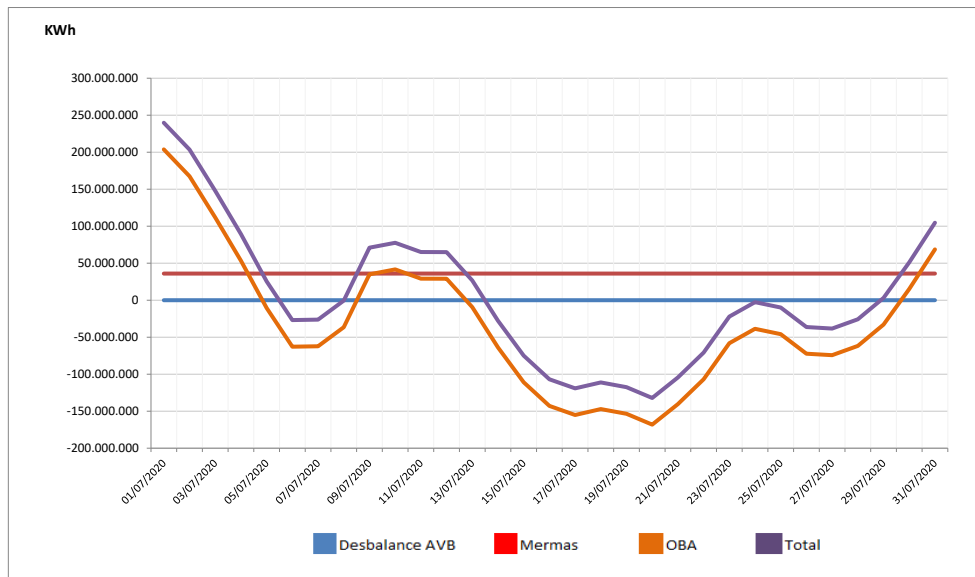
Observaciones:

Cuentas GTS en AVB: Julio 2020

Seguimiento diario provisional de existencias (d+1)

Unidad:KWh	Desbalance AVB	Mermas	OBA	TOTAL
1-jul.	2.000	36.000.001	203.803.262	239.805.263
2-jul.	2.000	36.000.001	167.491.308	203.493.309
3-jul.	2.000	36.000.001	111.744.494	147.746.495
4-jul.	2.000	36.000.001	53.325.287	89.327.288
5-jul.	2.000	36.000.001	-10.545.512	25.456.489
6-jul.	2.000	36.000.001	-62.835.896	-26.833.895
7-jul.	2.000	36.000.001	-62.245.796	-26.243.795
8-jul.	2.000	36.000.001	-36.534.821	-532.820
9-jul.	2.000	36.000.001	34.983.130	70.985.131
10-jul.	2.000	36.000.001	41.627.909	77.629.910
11-jul.	2.000	36.000.001	29.107.756	65.109.757
12-jul.	2.000	36.000.001	28.984.992	64.986.993
13-jul.	2.000	36.000.001	-9.341.369	26.660.632
14-jul.	2.000	36.000.001	-63.792.250	-27.790.249
15-jul.	2.000	36.000.001	-110.888.598	-74.886.597
16-jul.	2.000	36.000.001	-142.841.433	-106.839.432
17-jul.	2.000	36.000.001	-155.127.671	-119.125.670
18-jul.	2.000	36.000.001	-147.126.203	-111.124.202
19-jul.	2.000	36.000.001	-153.522.435	-117.520.434
20-jul.	2.000	36.000.001	-168.140.677	-132.138.676
21-jul.	2.000	36.000.001	-140.366.958	-104.364.957
22-jul.	2.000	36.000.001	-106.839.522	-70.837.521
23-jul.	2.000	36.000.001	-58.116.880	-22.114.879
24-jul.	2.000	36.000.001	-38.639.038	-2.637.037
25-jul.	2.000	36.000.001	-45.870.561	-9.868.560
26-jul.	2.000	36.000.001	-72.269.683	-36.267.682
27-jul.	2.000	36.000.001	-74.276.641	-38.274.640
28-jul.	2.000	36.000.001	-61.754.495	-25.752.494
29-jul.	2.000	36.000.001	-32.921.514	3.080.487
30-jul.	2.000	36.000.001	15.202.477	51.204.478
31-jul.	2.000	36.000.001	68.658.681	104.660.682

Evolución existencias cuentas GTS en AVB

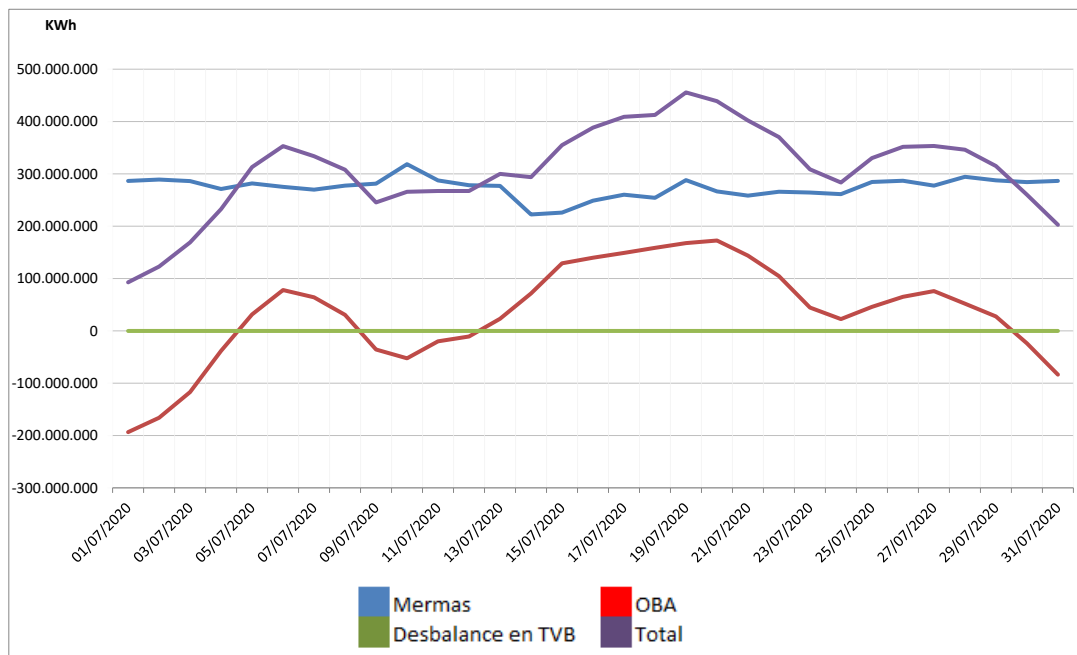


Observaciones:

Seguimiento diario provisional de existencias (d+1)

Unidad: KWh	Mermas	OBA	Desbalance en TVB	TOTAL
1-jul.	286.465.317	-193.564.114	-178.889	92.722.314
2-jul.	289.092.749	-166.091.313	-178.889	122.822.547
3-jul.	286.190.357	-117.015.262	-178.889	168.996.206
4-jul.	271.067.491	-38.210.844	-178.889	232.677.758
5-jul.	281.720.533	31.408.595	-178.889	312.950.239
6-jul.	275.151.846	78.027.923	-178.889	353.000.880
7-jul.	269.786.227	64.088.946	-178.889	333.696.284
8-jul.	277.511.105	30.623.032	-178.889	307.955.248
9-jul.	281.305.497	-35.683.081	-178.889	245.443.527
10-jul.	318.466.564	-52.521.481	-178.889	265.766.194
11-jul.	287.474.569	-20.007.734	-178.889	267.287.946
12-jul.	278.270.615	-10.817.352	-178.889	267.274.374
13-jul.	277.027.603	23.109.944	-178.889	299.958.658
14-jul.	222.418.635	71.440.651	-178.889	293.680.397
15-jul.	226.001.274	129.062.544	-178.889	354.884.929
16-jul.	248.771.823	139.770.502	-178.889	388.363.436
17-jul.	260.166.635	148.967.849	-178.889	408.955.595
18-jul.	254.169.037	158.591.076	-178.889	412.581.224
19-jul.	288.103.022	167.687.004	-178.889	455.611.137
20-jul.	266.436.097	172.646.325	-178.889	438.903.533
21-jul.	258.402.914	143.730.404	-178.889	401.954.429
22-jul.	265.784.896	104.636.746	-178.889	370.242.753
23-jul.	264.287.267	44.493.181	-178.889	308.601.559
24-jul.	261.230.720	22.455.426	-178.889	283.507.257
25-jul.	284.478.812	45.835.683	-178.889	330.135.606
26-jul.	286.828.691	65.041.486	-178.889	351.691.288
27-jul.	277.487.805	75.967.556	-178.889	353.276.472
28-jul.	294.384.005	51.952.124	-178.889	346.157.240
29-jul.	287.571.286	27.581.657	-178.889	314.974.054
30-jul.	284.195.749	-23.798.789	-178.889	260.218.071
31-jul.	286.552.431	-83.707.285	-178.889	202.666.257

Evolución existencias cuentas GTS en TVB



Observaciones: