



Seguimiento Cuentas del GTS ***Monitoring of Enagás GTS accounts***

Información diaria provisional. *Daily provisional balance information (d+1)*

Seguimiento diario provisional existencias. *Daily provisional stocks monitoring (d+1)*

PVB

kWh	1-feb.	28-feb.
Acciones balance / Balancing actions	-103.425.410	-149.074.167
Gas Colchón/Cushion gas	0	0
Gas Operación/ Working gas	2.699.468	-997.511
Gas Talón/ Heel gas	0	0
Mermas/Shrinkages	182.396.948	174.499.052
OBA - PVB	-3.470.043	7.185.130
TOTAL	78.200.963	31.612.504

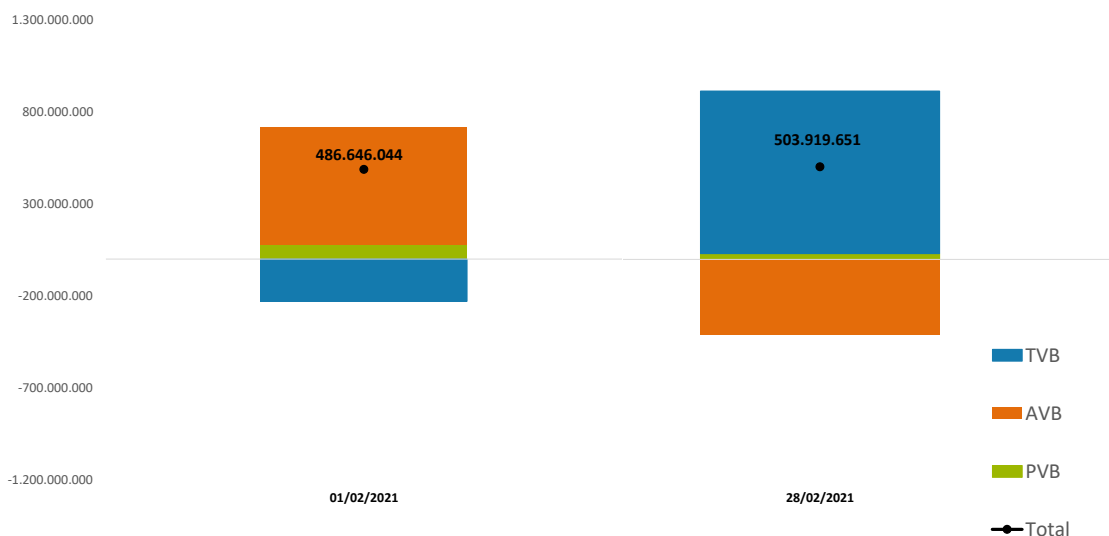
AVB

kWh	1-feb.	28-feb.
Desbalance/ Imbalance AVB	0	0
Mermas/Shrinkages	1	27.393.968
OBA	638.326.195	-439.355.163
TOTAL	638.326.196	-411.961.195

TVB

kWh	1-feb.	28-feb.
Correcciones/ Corrections	3.888.256	3.280.838
Desbalance/ Imbalance TVB	-13.077	-26.339
Mermas/Shrinkages	399.154.765	433.726.761
OBA	-632.911.059	447.287.082
TOTAL	-229.881.115	884.268.342

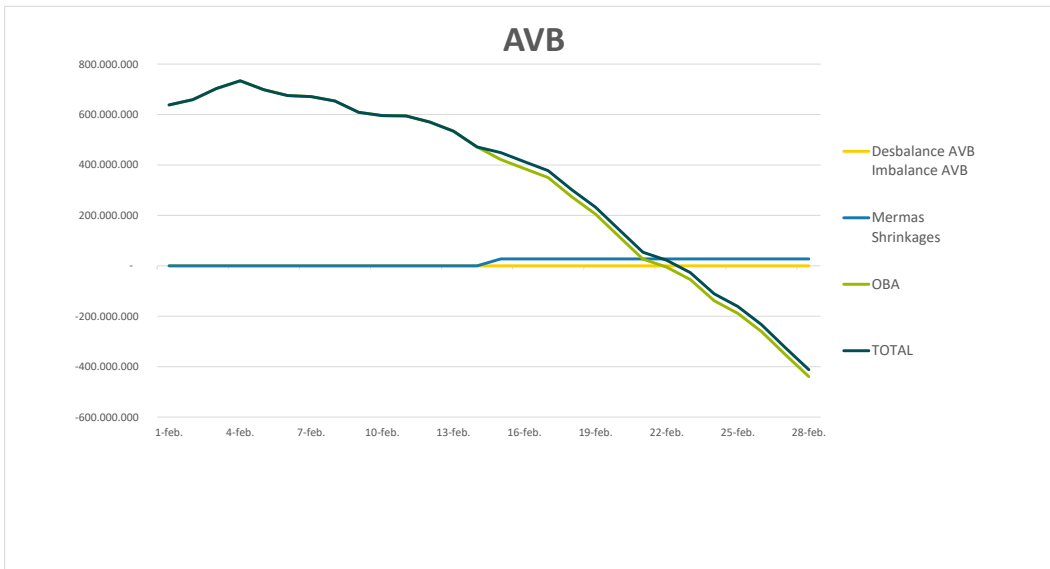
kWh



Observaciones / Notes

Seguimiento diario provisional existencias. Daily provisional stocks monitoring (d+1)

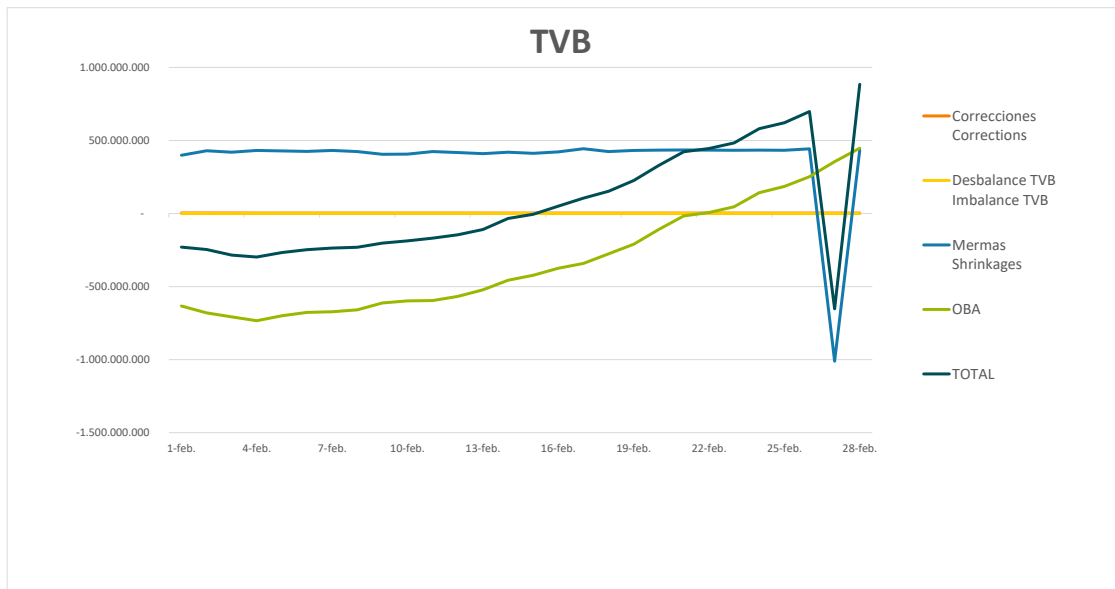
AVB				
Fecha Date	Desbalance AVB Imbalance AVB	Mermas Shrinkages	OBA	TOTAL
1-feb.	-	1	638.326.195	638.326.196
2-feb.	-	1	659.058.726	659.058.727
3-feb.	-	1	703.192.616	703.192.617
4-feb.	-	1	733.762.957	733.762.958
5-feb.	-	1	698.567.930	698.567.931
6-feb.	-	1	675.491.393	675.491.394
7-feb.	-	1	671.206.504	671.206.505
8-feb.	-	1	653.826.056	653.826.057
9-feb.	-	1	608.864.490	608.864.491
10-feb.	-	1	595.742.638	595.742.639
11-feb.	-	1	594.321.273	594.321.274
12-feb.	-	1	570.528.770	570.528.771
13-feb.	-	1	533.995.761	533.995.762
14-feb.	-	1	471.045.437	471.045.438
15-feb.	-	27.393.968	421.629.333	449.023.301
16-feb.	-	27.393.968	385.312.323	412.706.291
17-feb.	-	27.393.968	349.761.107	377.155.075
18-feb.	-	27.393.968	273.810.791	301.204.759
19-feb.	-	27.393.968	205.181.930	232.575.898
20-feb.	-	27.393.968	115.419.729	142.813.697
21-feb.	-	27.393.968	26.288.860	53.682.828
22-feb.	-	27.393.968	- 5.431.166	21.962.802
23-feb.	-	27.393.968	- 54.219.797	- 26.825.829
24-feb.	-	27.393.968	- 138.202.420	- 110.808.452
25-feb.	-	27.393.968	- 188.752.821	- 161.358.853
26-feb.	-	27.393.968	- 260.685.570	- 233.291.602
27-feb.	-	27.393.968	- 351.405.408	- 324.011.440
28-feb.	-	27.393.968	- 439.355.163	- 411.961.195



Observaciones / Notes

Seguimiento diario provisional existencias. Daily provisional stocks monitoring (d+1)

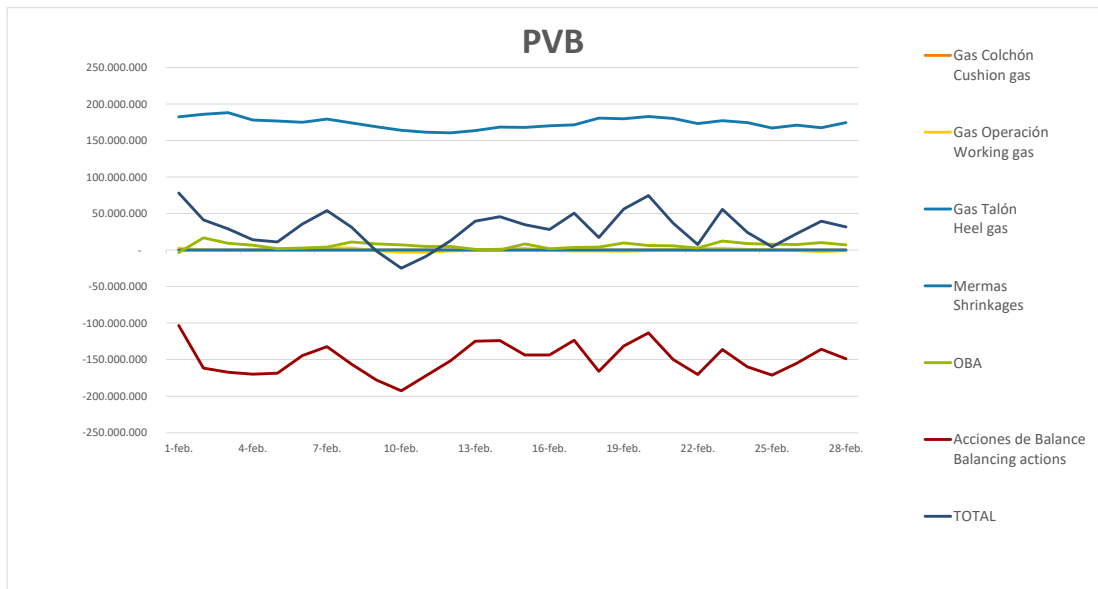
TVB						
Fecha Date	Correcciones Corrections	Desbalance TVB Imbalance TVB	Mermas Shrinkages	OBA	TOTAL	
1-feb.	3.888.256	- 13.077	399.154.765	- 632.911.059	- 229.881.115	
2-feb.	3.888.256	- 52.726	429.500.718	- 679.969.981	- 246.633.733	
3-feb.	3.888.256	- 86.784	419.595.545	- 707.561.488	- 284.164.471	
4-feb.	3.280.838	812.967	431.461.095	- 733.740.601	- 298.185.701	
5-feb.	3.280.838	810.500	428.396.890	- 699.663.914	- 267.175.686	
6-feb.	3.280.838	809.880	424.958.953	- 676.725.066	- 247.675.395	
7-feb.	3.280.838	809.408	431.489.138	- 672.210.616	- 236.631.232	
8-feb.	3.280.838	808.541	423.894.796	- 659.066.928	- 231.082.753	
9-feb.	3.280.838	806.191	405.190.162	- 612.236.032	- 202.958.841	
10-feb.	3.280.838	804.240	406.716.208	- 598.132.428	- 187.331.142	
11-feb.	3.280.838	800.916	423.713.503	- 595.851.993	- 168.056.736	
12-feb.	3.280.838	755.704	418.156.814	- 567.750.837	- 145.557.481	
13-feb.	3.280.838	754.207	409.559.986	- 522.696.538	- 109.101.507	
14-feb.	3.280.838	734.811	419.677.634	- 457.000.566	- 33.307.283	
15-feb.	3.280.838	732.804	412.670.209	- 422.371.155	- 5.687.304	
16-feb.	3.280.838	714.981	421.730.486	- 374.730.349	50.995.956	
17-feb.	3.280.838	684.037	443.450.089	- 341.567.965	105.846.999	
18-feb.	3.280.838	683.249	423.784.033	- 275.686.358	152.061.762	
19-feb.	3.280.838	682.215	431.700.841	- 209.838.482	225.825.412	
20-feb.	3.280.838	677.313	433.974.781	- 109.512.789	328.420.143	
21-feb.	3.280.838	653.960	435.612.107	- 16.589.120	422.957.785	
22-feb.	3.280.838	653.589	434.287.997	6.244.815	444.467.239	
23-feb.	3.280.838	648.898	433.184.107	46.059.698	483.173.541	
24-feb.	3.280.838	- 10.469	434.531.544	142.996.147	580.798.060	
25-feb.	3.280.838	- 15.853	433.453.860	185.161.298	621.880.143	
26-feb.	3.280.838	- 18.253	443.270.933	251.978.719	698.512.237	
27-feb.	3.280.838	- 26.202	- 1.010.860.099	355.179.692	- 652.425.771	
28-feb.	3.280.838	- 26.339	433.726.761	447.287.082	884.268.342	



Observaciones / Notes : Ausencia de envío de medida de existencias de SL-ATR en una terminal de regasificación para el día 27/02/2021. Esta situación quedará corregida en el envío de medida m+3.

Seguimiento diario provisional existencias. Daily provisional stocks monitoring (d+1)

PVB								
Fecha Date	Acciones de Balance Balancing actions	Gas Colchón Cushion gas	Gas Operación Working gas	Gas Talón Heel gas	Mermas Shrinkages	OBA	TOTAL	
1-feb.	-	103.425.410	-	2.699.468	-	182.396.948	- 3.470.043	78.200.963
2-feb.	-	161.482.943	-	214.042	-	186.045.332	16.674.659	41.451.090
3-feb.	-	167.283.586	-	851.860	-	187.909.883	9.316.024	29.090.461
4-feb.	-	170.044.624	-	778.029	-	178.170.823	6.661.465	14.009.635
5-feb.	-	168.721.874	-	1.332.875	-	176.698.287	1.941.602	11.250.890
6-feb.	-	144.441.847	-	2.297.128	-	174.792.072	2.891.154	35.538.507
7-feb.	-	132.386.697	-	3.314.158	-	179.224.334	3.905.230	54.057.025
8-feb.	-	156.423.770	-	2.739.061	-	173.932.917	10.974.954	31.223.162
9-feb.	-	177.725.492	-	661.951	-	168.714.486	8.492.965	- 1.179.992
10-feb.	-	192.785.777	-	3.100.125	-	164.110.881	7.019.118	- 24.755.903
11-feb.	-	172.290.611	-	2.908.179	-	161.550.914	5.100.494	- 8.547.382
12-feb.	-	151.614.782	-	1.331.535	-	160.582.530	4.985.222	12.621.435
13-feb.	-	124.687.006	-	143.474	-	163.467.075	1.044.909	39.681.504
14-feb.	-	123.987.460	-	1.301.487	-	168.268.609	- 47.937	45.534.699
15-feb.	-	143.501.079	-	2.076.026	-	168.073.213	8.269.877	34.918.037
16-feb.	-	143.571.592	-	191.654	-	169.938.251	1.915.035	28.090.040
17-feb.	-	123.278.691	-	1.359.343	-	171.495.866	3.575.908	50.433.740
18-feb.	-	166.188.198	-	1.373.414	-	180.500.841	4.097.142	17.036.371
19-feb.	-	131.514.969	-	1.818.624	-	179.573.872	9.941.540	56.181.819
20-feb.	-	113.483.796	-	921.245	-	182.752.334	6.107.522	74.454.815
21-feb.	-	149.741.766	-	768.749	-	180.126.917	5.782.007	36.935.907
22-feb.	-	170.211.190	-	1.831.836	-	173.164.140	2.538.369	7.323.155
23-feb.	-	136.219.170	-	2.175.965	-	177.160.302	12.449.728	55.566.825
24-feb.	-	160.023.055	-	826.147	-	174.665.769	8.676.498	24.145.359
25-feb.	-	171.110.008	-	177.069	-	167.252.425	7.943.955	4.263.441
26-feb.	-	154.936.737	-	844.605	-	170.829.877	7.345.509	22.394.044
27-feb.	-	135.732.024	-	2.178.012	-	167.360.486	10.029.100	39.479.550
28-feb.	-	149.074.167	-	997.511	-	174.499.052	7.185.130	31.612.504



Observaciones / Notes