



Seguimiento Cuentas del GTS

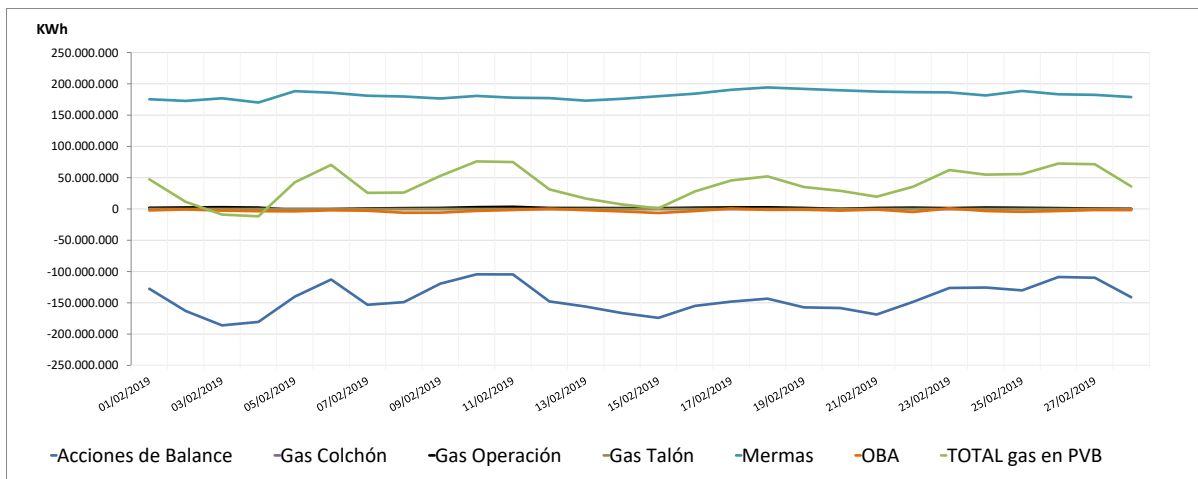
Información diaria provisional (d+1)

febrero-19

Seguimiento diario provisional de existencias (d+1)

Unidad:KWh	Acciones de Balance	Gas Colchón	Gas Operación	Gas Talón	Mermas	OBA	TOTAL gas en PVB
1-feb.-19	-127.530.761	0	1.858.360	0	175.400.208	-2.322.905	47.404.902
2-feb.-19	-163.033.860	0	2.421.092	0	172.690.147	-718.650	11.358.729
3-feb.-19	-186.023.354	0	2.793.510	0	176.889.527	-2.664.019	-9.004.336
4-feb.-19	-180.521.346	0	2.224.505	0	170.112.916	-3.568.664	-11.752.589
5-feb.-19	-140.117.507	0	-1.787.266	0	188.241.628	-3.757.298	42.579.557
6-feb.-19	-112.729.662	0	-494.137	0	185.854.649	-2.137.022	70.493.828
7-feb.-19	-153.109.588	0	720.165	0	180.963.612	-2.809.280	25.764.909
8-feb.-19	-148.932.258	0	1.321.499	0	179.734.664	-5.941.609	26.182.296
9-feb.-19	-119.429.606	0	1.588.404	0	176.529.603	-5.888.117	52.800.284
10-feb.-19	-104.475.528	0	2.902.019	0	180.703.503	-3.122.530	76.007.464
11-feb.-19	-104.599.170	0	3.449.506	0	177.799.802	-1.685.372	74.964.766
12-feb.-19	-147.740.075	0	1.607.106	0	177.221.927	251.983	31.340.941
13-feb.-19	-156.041.205	0	1.512.254	0	173.112.532	-1.937.061	16.646.520
14-feb.-19	-166.371.381	0	1.389.267	0	176.076.635	-3.894.791	7.199.730
15-feb.-19	-174.045.720	0	1.262.029	0	180.187.503	-6.430.684	973.128
16-feb.-19	-154.950.437	0	1.992.370	0	184.276.429	-3.331.935	27.986.427
17-feb.-19	-148.097.384	0	2.453.236	0	190.518.726	691.314	45.565.892
18-feb.-19	-143.348.807	0	2.689.869	0	194.222.789	-1.470.489	52.093.362
19-feb.-19	-157.238.616	0	1.644.933	0	191.872.990	-1.207.306	35.072.001
20-feb.-19	-158.346.511	0	273.908	0	189.705.433	-2.652.266	28.980.564
21-feb.-19	-168.647.550	0	1.631.161	0	187.632.492	-991.290	19.624.813
22-feb.-19	-148.496.693	0	2.084.494	0	186.734.516	-4.773.654	35.548.663
23-feb.-19	-126.271.711	0	1.334.237	0	186.292.836	891.730	62.247.092
24-feb.-19	-125.581.639	0	2.288.172	0	181.434.054	-3.280.515	54.860.072
25-feb.-19	-130.111.621	0	1.841.433	0	188.617.971	-4.518.771	55.829.012
26-feb.-19	-108.744.803	0	1.368.357	0	183.315.069	-3.305.883	72.632.740
27-feb.-19	-109.857.521	0	649.912	0	182.381.878	-1.671.805	71.502.464
28-feb.-19	-141.065.047	0	130.793	0	178.828.476	-1.833.009	36.061.213

Evolución existencias cuentas GTS en PVB



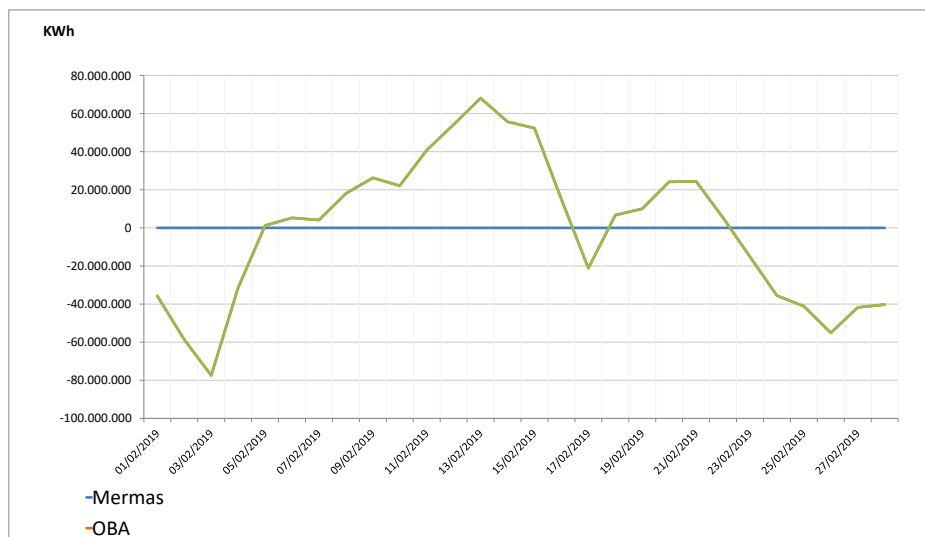
Observaciones:

Cuentas GTS en AASS: Febrero 2019

Seguimiento diario provisional de existencias (d+1)

Unidad:KWh	Mermas	OBA	TOTAL gas en AASS
1-feb.	0	-35.724.623	-35.724.623
2-feb.	0	-58.672.738	-58.672.738
3-feb.	0	-77.447.051	-77.447.051
4-feb.	0	-31.362.691	-31.362.691
5-feb.	0	1.222.359	1.222.359
6-feb.	0	5.246.518	5.246.518
7-feb.	0	4.120.956	4.120.956
8-feb.	0	18.029.481	18.029.481
9-feb.	0	26.272.257	26.272.257
10-feb.	0	22.107.443	22.107.443
11-feb.	0	40.785.516	40.785.516
12-feb.	0	54.230.846	54.230.846
13-feb.	0	68.086.484	68.086.484
14-feb.	0	55.711.408	55.711.408
15-feb.	0	52.328.339	52.328.339
16-feb.	0	14.951.033	14.951.033
17-feb.	0	-21.185.210	-21.185.210
18-feb.	0	6.705.091	6.705.091
19-feb.	0	10.036.898	10.036.898
20-feb.	0	24.172.925	24.172.925
21-feb.	0	24.386.962	24.386.962
22-feb.	0	5.290.011	5.290.011
23-feb.	0	-15.171.596	-15.171.596
24-feb.	0	-35.577.131	-35.577.131
25-feb.	0	-41.120.997	-41.120.997
26-feb.	0	-55.076.859	-55.076.859
27-feb.	0	-41.738.908	-41.738.908
28-feb.	0	-40.280.830	-40.280.830

Evolución existencias cuentas GTS en AASS



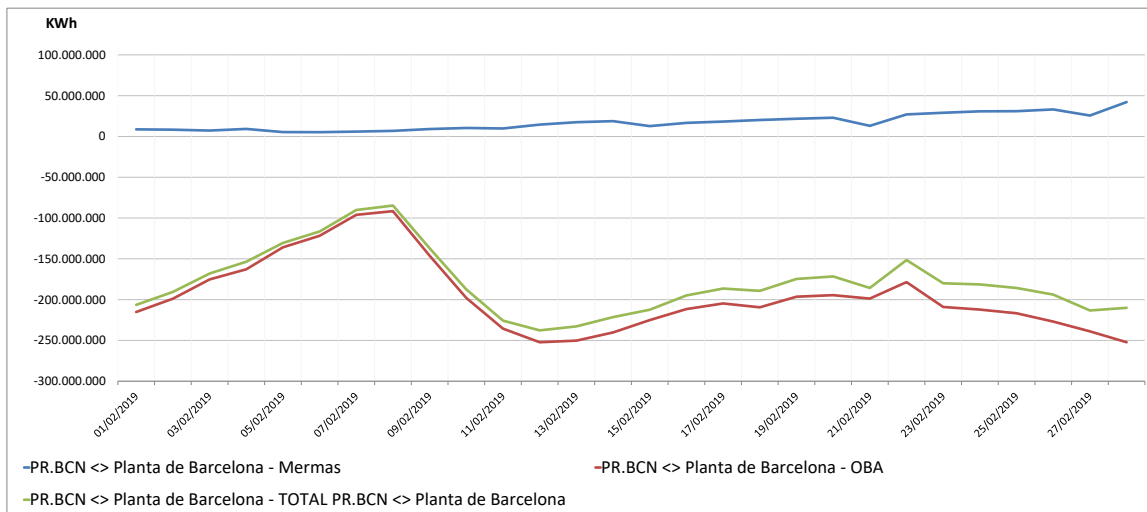
Observaciones :

Cuentas GTS en PR Barcelona:Febrero 2019

Seguimiento diario provisional de existencias (d+1)

Unidad: KWh	Mermas	OBA	TOTAL PR.BCN <> Planta de Barcelona
1-feb.	8.714.329	-215.163.748	-206.449.419
2-feb.	8.329.256	-198.889.072	-190.559.816
3-feb.	7.231.913	-175.264.897	-168.032.984
4-feb.	9.236.999	-162.800.801	-153.563.802
5-feb.	5.367.554	-135.886.845	-130.519.291
6-feb.	5.253.655	-121.733.603	-116.479.948
7-feb.	5.953.453	-96.082.955	-90.129.502
8-feb.	6.845.774	-91.533.815	-84.688.041
9-feb.	9.097.126	-146.175.964	-137.078.838
10-feb.	10.435.388	-197.934.776	-187.499.388
11-feb.	9.800.714	-235.567.566	-225.766.852
12-feb.	14.556.609	-252.219.555	-237.662.946
13-feb.	17.476.322	-250.277.060	-232.800.738
14-feb.	18.782.210	-240.231.227	-221.449.017
15-feb.	12.705.594	-225.069.672	-212.364.078
16-feb.	16.682.791	-211.571.054	-194.888.263
17-feb.	18.282.847	-204.675.797	-186.392.950
18-feb.	20.185.996	-209.440.953	-189.254.957
19-feb.	21.721.907	-196.382.027	-174.660.120
20-feb.	22.972.987	-194.532.458	-171.559.471
21-feb.	13.018.216	-198.697.472	-185.679.256
22-feb.	27.029.917	-178.505.003	-151.475.086
23-feb.	29.049.079	-209.001.266	-179.952.187
24-feb.	30.843.221	-212.220.391	-181.377.170
25-feb.	30.980.828	-216.710.699	-185.729.871
26-feb.	33.134.169	-226.945.080	-193.810.911
27-feb.	25.661.131	-238.916.060	-213.254.929
28-feb.	42.180.305	-252.224.956	-210.044.651

Evolución existencias cuentas GTS en PR Barcelona



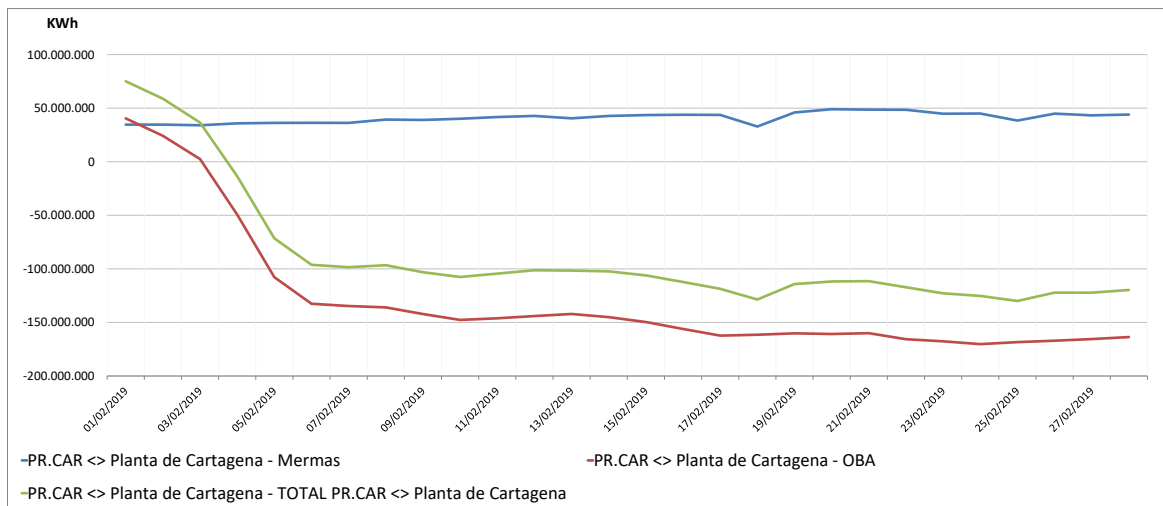
Observaciones:

Cuentas GTS en PR Cartagena: Febrero 2019

Seguimiento diario provisional de existencias (d+1)

Unidad: KWh	Mermas	OBA	TOTAL PR.CAR <> Planta de Cartagena
1-feb.	34.628.058	40.460.266	75.088.324
2-feb.	34.636.681	24.204.848	58.841.529
3-feb.	34.041.152	2.467.447	36.508.599
4-feb.	35.790.472	-49.312.198	-13.521.726
5-feb.	36.242.398	-107.762.420	-71.520.022
6-feb.	36.344.321	-132.574.160	-96.229.839
7-feb.	36.256.002	-134.708.869	-98.452.867
8-feb.	39.347.178	-135.965.267	-96.618.089
9-feb.	38.998.507	-142.177.669	-103.179.162
10-feb.	40.096.535	-147.680.935	-107.584.400
11-feb.	41.712.456	-146.142.687	-104.430.231
12-feb.	42.755.529	-144.044.416	-101.288.887
13-feb.	40.519.479	-142.128.647	-101.609.168
14-feb.	42.713.724	-145.066.660	-102.352.936
15-feb.	43.536.719	-149.644.567	-106.107.848
16-feb.	43.832.830	-156.093.609	-112.260.779
17-feb.	43.677.225	-162.316.199	-118.638.974
18-feb.	32.862.499	-161.474.315	-128.611.816
19-feb.	45.959.148	-160.181.172	-114.222.024
20-feb.	49.006.853	-160.798.573	-111.791.720
21-feb.	48.606.446	-160.052.685	-111.446.239
22-feb.	48.460.495	-165.662.608	-117.202.113
23-feb.	44.783.913	-167.623.989	-122.840.076
24-feb.	45.006.849	-170.263.442	-125.256.593
25-feb.	38.387.881	-168.386.256	-129.998.375
26-feb.	44.870.767	-167.064.240	-122.193.473
27-feb.	43.272.090	-165.532.218	-122.260.128
28-feb.	44.005.128	-163.668.393	-119.663.265

Evolución existencias cuentas GTS en PR Cartagena



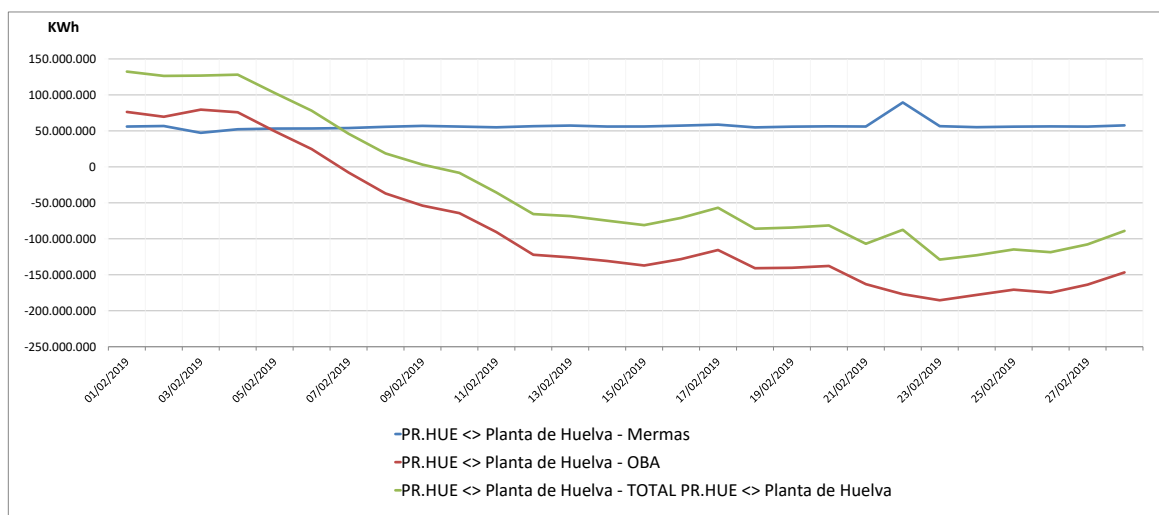
Observaciones:

Cuentas GTS en PR Huelva: Febrero 2019

Seguimiento diario provisional de existencias (d+1)

Unidad: KWh			
	Mermas	OBA	TOTAL PR.HUE <> Planta de Huelva
1-feb.	56.066.509	76.365.726	132.432.235
2-feb.	56.809.611	69.646.116	126.455.727
3-feb.	47.330.099	79.570.085	126.900.184
4-feb.	52.272.792	75.893.002	128.165.794
5-feb.	53.244.775	49.500.769	102.745.544
6-feb.	53.340.980	24.757.561	78.098.541
7-feb.	53.938.500	-7.833.608	46.104.892
8-feb.	55.681.161	-36.962.838	18.718.323
9-feb.	57.001.650	-53.846.762	3.154.888
10-feb.	55.990.085	-64.330.780	-8.340.695
11-feb.	54.985.329	-90.598.651	-35.613.322
12-feb.	56.536.601	-122.155.440	-65.618.839
13-feb.	57.417.741	-125.807.791	-68.390.050
14-feb.	56.034.095	-130.813.162	-74.779.067
15-feb.	56.141.083	-137.114.635	-80.973.552
16-feb.	57.323.873	-128.224.185	-70.900.312
17-feb.	58.741.003	-115.565.907	-56.824.904
18-feb.	54.833.347	-140.828.443	-85.995.096
19-feb.	55.896.933	-140.244.203	-84.347.270
20-feb.	56.348.881	-137.732.640	-81.383.759
21-feb.	56.093.542	-162.992.134	-106.898.592
22-feb.	89.529.662	-176.995.611	-87.465.949
23-feb.	56.572.450	-185.428.680	-128.856.230
24-feb.	55.147.297	-177.971.502	-122.824.205
25-feb.	55.909.950	-170.693.928	-114.783.978
26-feb.	56.218.195	-174.794.168	-118.575.973
27-feb.	55.947.334	-163.666.399	-107.719.065
28-feb.	57.711.857	-146.710.207	-88.998.350

Evolución existencias cuentas GTS en PR Huelva



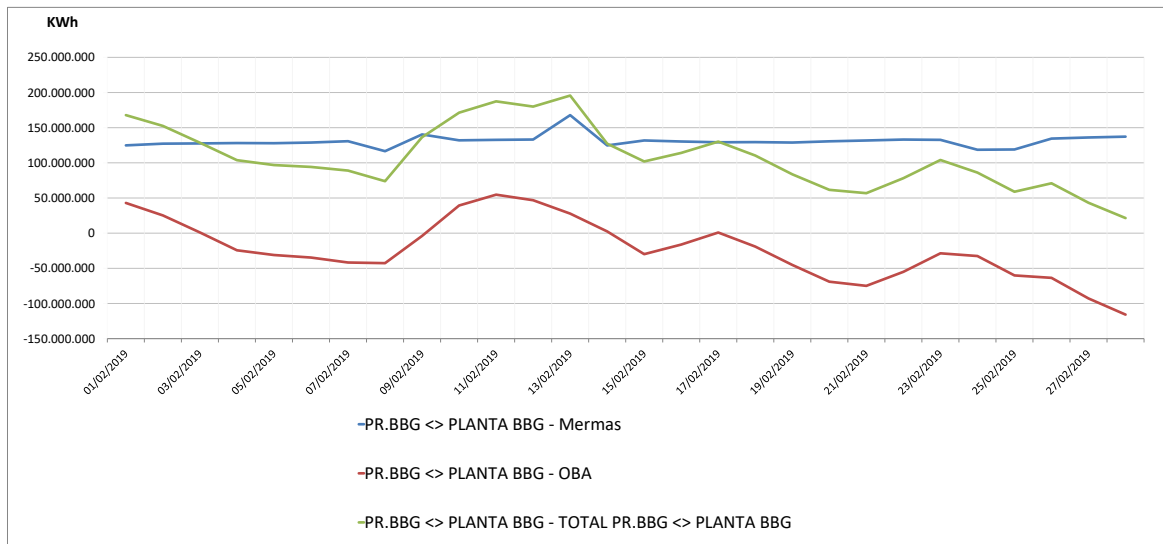
Observaciones:

Cuentas GTS en PR Bilbao: Febrero 2019

Seguimiento diario provisional de existencias (d+1)

Unidad: KWh			
	Mermas	OBA	TOTAL PR.BBG <> PLANTA BBG
1-feb.	124.833.257	42.996.565	167.829.822
2-feb.	127.270.313	25.210.833	152.481.146
3-feb.	127.596.405	1.027.131	128.623.536
4-feb.	128.140.426	-24.324.197	103.816.229
5-feb.	127.927.258	-31.078.475	96.848.783
6-feb.	128.892.210	-34.687.396	94.204.814
7-feb.	130.720.676	-41.726.360	88.994.316
8-feb.	116.569.000	-42.662.776	73.906.224
9-feb.	140.397.307	-3.969.010	136.428.297
10-feb.	132.026.296	39.336.543	171.362.839
11-feb.	132.698.425	54.722.164	187.420.589
12-feb.	133.141.612	46.853.309	179.994.921
13-feb.	167.816.040	27.839.962	195.656.002
14-feb.	124.770.825	2.483.975	127.254.800
15-feb.	131.821.575	-29.843.131	101.978.444
16-feb.	130.344.285	-16.203.417	114.140.868
17-feb.	129.250.187	910.262	130.160.449
18-feb.	129.462.027	-19.053.788	110.408.239
19-feb.	128.864.489	-45.212.543	83.651.946
20-feb.	130.593.439	-68.989.713	61.603.726
21-feb.	131.780.179	-74.901.180	56.878.999
22-feb.	133.119.734	-54.961.504	78.158.230
23-feb.	132.682.088	-28.632.760	104.049.328
24-feb.	118.646.567	-32.513.400	86.133.167
25-feb.	118.991.422	-60.060.841	58.930.581
26-feb.	134.457.737	-63.524.712	70.933.025
27-feb.	136.065.756	-92.792.503	43.273.253
28-feb.	137.261.525	-115.808.841	21.452.684

Evolución existencias cuentas GTS en PR Bilbao



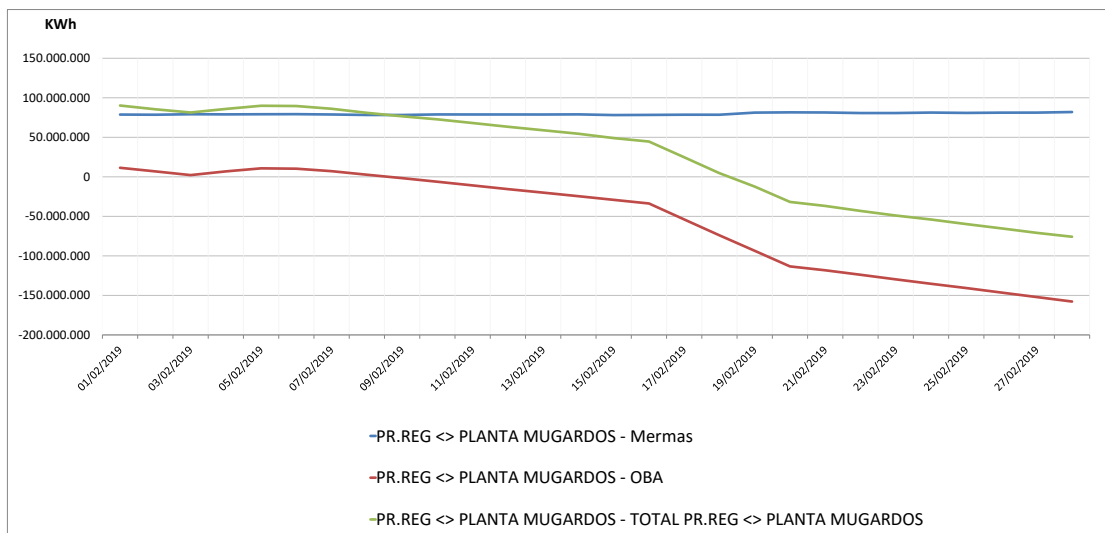
Observaciones:

Cuentas GTS en PR MugarDOS: Febrero 2019

Seguimiento diario provisional de existencias (d+1)

Unidad: KWh			
	Mermas	OBA	TOTAL PR.REG <> PLANTA MUGARDOS
1-feb.	78.777.821	11.453.048	90.230.869
2-feb.	78.584.270	6.893.784	85.478.054
3-feb.	79.196.707	2.178.872	81.375.579
4-feb.	79.029.684	6.888.408	85.918.092
5-feb.	79.203.665	10.739.032	89.942.697
6-feb.	79.300.492	10.310.436	89.610.928
7-feb.	78.922.540	7.184.772	86.107.312
8-feb.	78.299.393	2.678.756	80.978.149
9-feb.	78.244.415	-1.663.420	76.580.995
10-feb.	78.948.974	-6.189.916	72.759.058
11-feb.	78.908.646	-10.827.004	68.081.642
12-feb.	78.900.074	-15.533.724	63.366.350
13-feb.	78.871.125	-19.937.340	58.933.785
14-feb.	79.037.043	-24.504.796	54.532.247
15-feb.	78.136.720	-29.117.308	49.019.412
16-feb.	78.333.560	-33.668.380	44.665.180
17-feb.	78.643.274	-53.882.556	24.760.718
18-feb.	78.592.485	-73.965.660	4.626.825
19-feb.	81.253.375	-93.577.724	-12.324.349
20-feb.	81.591.477	-113.316.764	-31.725.287
21-feb.	81.413.446	-118.203.708	-36.790.262
22-feb.	80.742.505	-123.880.668	-43.138.163
23-feb.	80.717.970	-129.660.540	-48.942.570
24-feb.	81.330.329	-135.309.340	-53.979.011
25-feb.	80.899.835	-140.687.804	-59.787.969
26-feb.	81.210.060	-146.434.908	-65.224.848
27-feb.	81.271.332	-152.119.129	-70.847.797
28-feb.	82.002.178	-157.780.217	-75.778.039

Evolución existencias cuentas GTS en PR MugarDOS



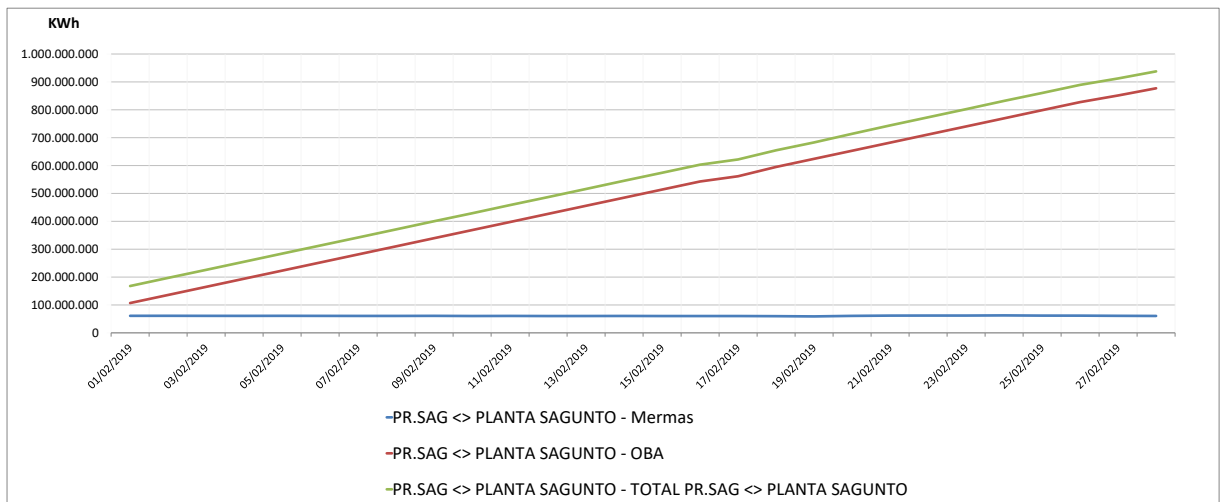
Observaciones:

Cuentas GTS en PR Sagunto: Febrero 2019

Seguimiento diario provisional de existencias (d+1)

Unidad: KWh			
	Mermas	OBA	TOTAL PR.SAG <> PLANTA SAGUNTO
1-feb.	61.050.461	106.883.661	167.934.122
2-feb.	61.115.989	135.939.466	197.055.455
3-feb.	60.882.716	164.984.135	225.866.851
4-feb.	60.845.826	194.059.652	254.905.478
5-feb.	61.050.204	223.130.305	284.180.509
6-feb.	60.793.896	252.209.918	313.003.814
7-feb.	60.749.020	281.279.035	342.028.055
8-feb.	60.730.691	310.344.184	371.074.875
9-feb.	60.931.459	339.413.813	400.345.272
10-feb.	60.307.940	368.482.674	428.790.614
11-feb.	60.731.808	397.589.807	458.321.615
12-feb.	60.239.999	426.700.908	486.940.907
13-feb.	60.306.205	455.782.569	516.088.774
14-feb.	60.637.977	484.833.510	545.471.487
15-feb.	60.275.036	513.888.547	574.163.583
16-feb.	60.269.510	542.935.136	603.204.646
17-feb.	60.215.198	561.673.337	621.888.535
18-feb.	59.734.790	595.011.270	654.746.060
19-feb.	58.897.271	624.090.627	682.987.898
20-feb.	60.840.085	653.084.864	713.924.949
21-feb.	61.792.455	682.150.013	743.942.468
22-feb.	61.917.964	711.210.810	773.128.774
23-feb.	61.935.339	740.264.951	802.200.290
24-feb.	62.590.530	769.324.852	831.915.382
25-feb.	61.817.593	798.441.201	860.258.794
26-feb.	61.787.891	827.523.502	889.311.393
27-feb.	61.025.092	851.298.695	912.323.787
28-feb.	60.590.512	877.106.272	937.696.784

Evolución existencias cuentas GTS en PR Sagunto



Observaciones: