



Seguimiento Cuentas del GTS

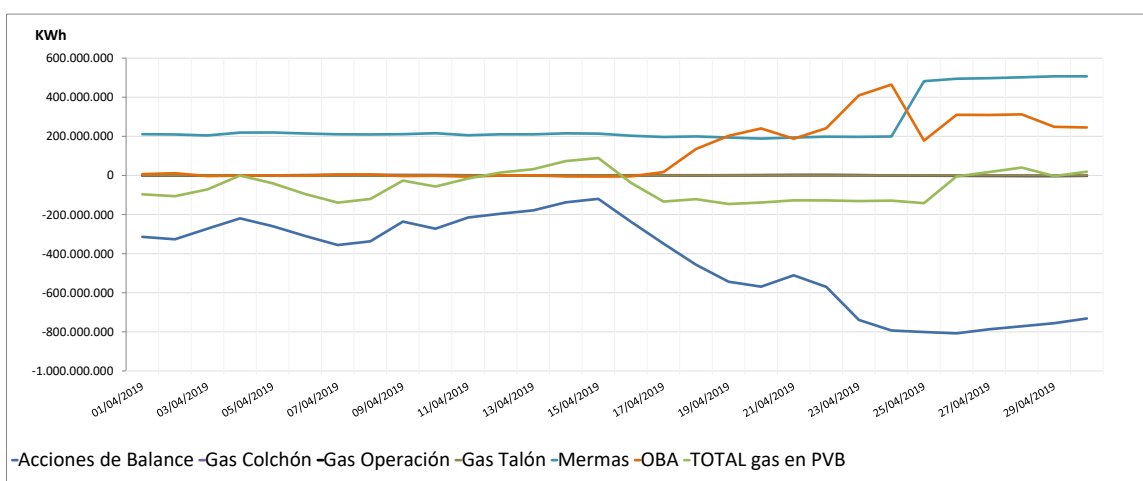
Información diaria provisional (d+1)

abril-19

Seguimiento diario provisional de existencias (d+1)

Unidad:KWh	Acciones de Balance	Gas Colchón	Gas Operación	Gas Talón	Mermas	OBA	TOTAL gas en PVB
1-abr.-19	-314.043.404	0	-158.211	0	211.075.099	6.701.773	-96.424.743
2-abr.-19	-326.574.032	0	-389.495	0	209.505.296	11.303.443	-106.154.788
3-abr.-19	-272.220.220	0	-297.295	0	204.440.441	-3.379.206	-71.456.280
4-abr.-19	-219.544.364	0	514.271	0	219.079.951	-513.229	-463.371
5-abr.-19	-259.533.300	0	123.473	0	219.714.678	-413.420	-40.108.569
6-abr.-19	-309.629.571	0	1.288.140	0	214.584.717	-1.409.995	-95.166.709
7-abr.-19	-356.031.229	0	2.215.033	0	210.422.110	4.398.043	-138.996.043
8-abr.-19	-336.920.632	0	2.266.234	0	209.518.579	4.840.088	-120.295.731
9-abr.-19	-236.073.190	0	1.549.366	0	210.987.442	-3.073.500	-26.609.882
10-abr.-19	-272.473.463	0	1.432.456	0	215.931.155	-1.518.265	-56.628.117
11-abr.-19	-215.401.199	0	673.122	0	205.459.580	-6.503.774	-15.772.271
12-abr.-19	-195.800.131	0	485.784	0	210.324.458	-70.513	14.939.598
13-abr.-19	-178.841.649	0	268.893	0	209.987.416	446.323	31.860.983
14-abr.-19	-137.629.532	0	539.445	0	215.226.947	-4.858.487	73.278.373
15-abr.-19	-119.825.195	0	507.801	0	213.944.105	-5.683.073	88.943.638
16-abr.-19	-236.543.194	0	686.099	0	203.226.135	-4.772.673	-37.403.633
17-abr.-19	-348.435.969	0	984.406	0	196.637.948	17.185.941	-133.627.674
18-abr.-19	-456.609.647	0	617.253	0	199.473.660	135.196.783	-121.321.951
19-abr.-19	-543.546.092	0	985.840	0	193.898.397	202.509.645	-146.152.210
20-abr.-19	-568.739.804	0	1.444.513	0	188.482.411	240.270.563	-138.542.317
21-abr.-19	-510.881.439	0	2.130.881	0	193.724.707	187.598.089	-127.427.762
22-abr.-19	-569.993.340	0	2.252.387	0	198.335.361	241.695.653	-127.709.939
23-abr.-19	-738.977.282	0	1.429.374	0	197.312.605	409.102.166	-131.133.137
24-abr.-19	-792.920.062	0	28.241	0	199.290.853	464.704.958	-128.896.010
25-abr.-19	-800.838.074	0	-1.038.621	0	481.975.374	178.126.034	-141.775.287
26-abr.-19	-807.644.729	0	-1.856.438	0	494.615.892	310.073.755	-4.811.520
27-abr.-19	-786.814.606	0	-2.233.042	0	497.356.054	309.035.026	17.343.432
28-abr.-19	-771.577.371	0	-2.570.926	0	501.923.890	312.405.398	40.180.991
29-abr.-19	-755.703.988	0	-2.874.168	0	506.867.694	248.447.913	-3.262.549
30-abr.-19	-731.554.450	0	-1.634.146	0	506.903.399	245.352.073	19.066.876

Evolución existencias cuentas GTS en PVB



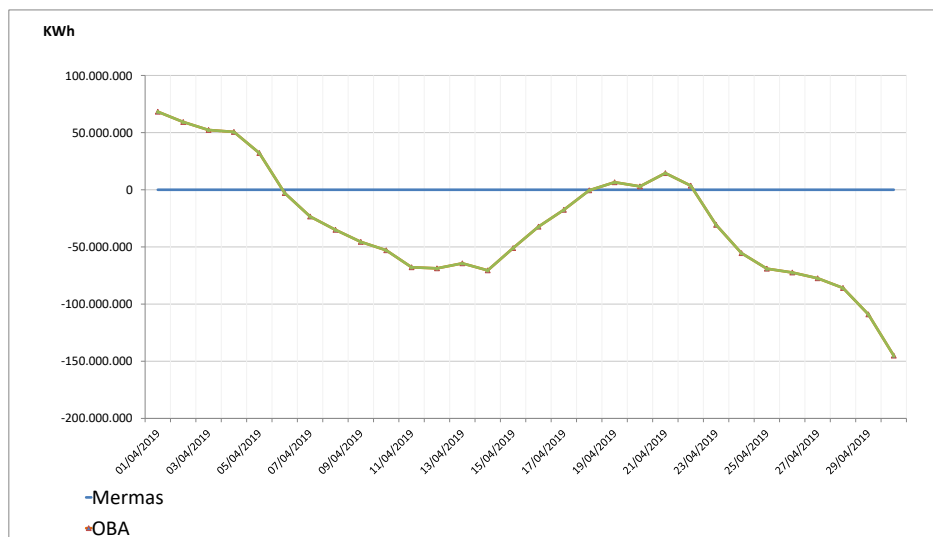
Observaciones:

Cuentas GTS en AASS: Abril 2019

Seguimiento diario provisional de existencias (d+1)

Unidad:KWh	Mermas	OBA	TOTAL gas en AASS
1-abr.	0	68.260.193	68.260.193
2-abr.	0	59.272.631	59.272.631
3-abr.	0	52.277.836	52.277.836
4-abr.	0	50.580.997	50.580.997
5-abr.	0	32.119.004	32.119.004
6-abr.	0	-2.891.795	-2.891.795
7-abr.	0	-23.384.224	-23.384.224
8-abr.	0	-35.036.374	-35.036.374
9-abr.	0	-45.588.137	-45.588.137
10-abr.	0	-52.903.489	-52.903.489
11-abr.	0	-67.805.262	-67.805.262
12-abr.	0	-68.732.969	-68.732.969
13-abr.	0	-64.358.971	-64.358.971
14-abr.	0	-70.535.116	-70.535.116
15-abr.	0	-51.024.049	-51.024.049
16-abr.	0	-32.310.181	-32.310.181
17-abr.	0	-17.547.869	-17.547.869
18-abr.	0	-515.505	-515.505
19-abr.	0	6.584.020	6.584.020
20-abr.	0	2.951.559	2.951.559
21-abr.	0	14.541.444	14.541.444
22-abr.	0	3.564.802	3.564.802
23-abr.	0	-30.669.759	-30.669.759
24-abr.	0	-55.430.707	-55.430.707
25-abr.	0	-69.036.481	-69.036.481
26-abr.	0	-72.378.897	-72.378.897
27-abr.	0	-77.418.758	-77.418.758
28-abr.	0	-85.887.662	-85.887.662
29-abr.	0	-109.028.630	-109.028.630
30-abr.	0	-145.101.421	-145.101.421

Evolución existencias cuentas GTS en AASS



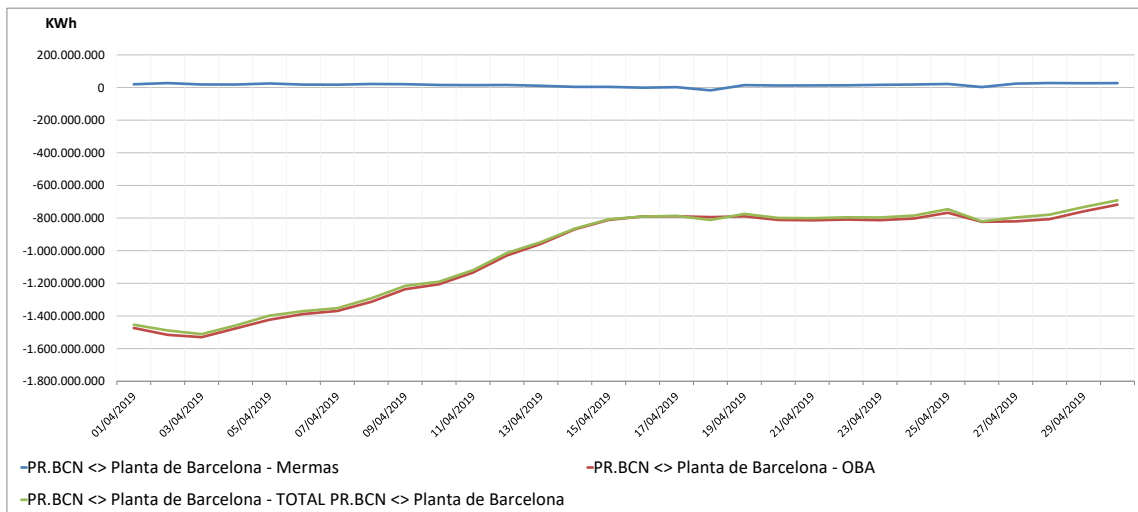
Observaciones :

Cuentas GTS en PR Barcelona: Abril 2019

Seguimiento diario provisional de existencias (d+1)

Unidad: KWh	Mermas	OBA	TOTAL PR.BCN <> Planta de Barcelona
1-abr.	19.916.964	-1.473.854.398	-1.453.937.434
2-abr.	27.117.539	-1.515.964.808	-1.488.847.269
3-abr.	18.612.428	-1.530.074.977	-1.511.462.549
4-abr.	18.154.509	-1.476.630.438	-1.458.475.929
5-abr.	24.948.006	-1.423.107.439	-1.398.159.433
6-abr.	17.709.951	-1.388.177.892	-1.370.467.941
7-abr.	17.150.145	-1.369.554.446	-1.352.404.301
8-abr.	21.679.903	-1.313.443.960	-1.291.764.057
9-abr.	20.303.830	-1.236.097.807	-1.215.793.977
10-abr.	15.574.557	-1.205.564.070	-1.189.989.513
11-abr.	14.422.633	-1.134.005.162	-1.119.582.529
12-abr.	15.569.273	-1.029.502.588	-1.013.933.315
13-abr.	10.524.646	-958.011.517	-947.486.871
14-abr.	4.097.714	-868.816.050	-864.718.336
15-abr.	3.982.788	-811.302.739	-807.319.951
16-abr.	-767.779	-790.100.086	-790.867.865
17-abr.	2.212.401	-788.995.438	-786.783.037
18-abr.	-17.390.991	-794.180.464	-811.571.455
19-abr.	14.741.950	-789.331.031	-774.589.081
20-abr.	12.216.933	-811.542.103	-799.325.170
21-abr.	12.859.049	-813.888.541	-801.029.492
22-abr.	13.450.908	-809.158.131	-795.707.223
23-abr.	16.390.351	-812.941.241	-796.550.890
24-abr.	18.338.483	-802.893.770	-784.555.287
25-abr.	21.846.341	-767.670.476	-745.824.135
26-abr.	2.919.323	-823.099.118	-820.179.795
27-abr.	23.961.679	-820.361.532	-796.399.853
28-abr.	27.590.125	-806.824.565	-779.234.440
29-abr.	26.324.306	-758.936.096	-732.611.790
30-abr.	26.955.112	-718.055.530	-691.100.418

Evolución existencias cuentas GTS en PR Barcelona



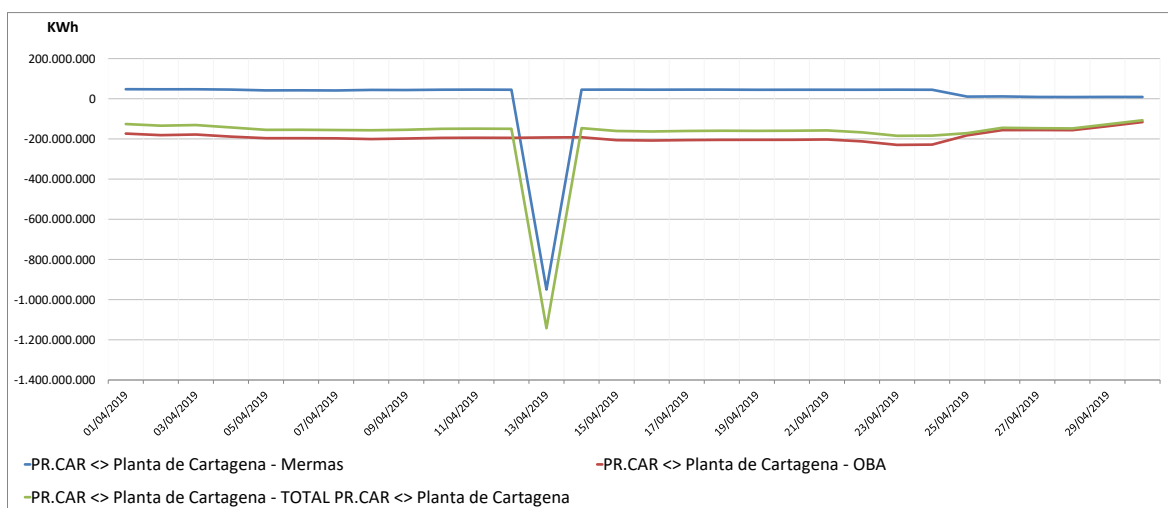
Observaciones:

Cuentas GTS en PR Cartagena: Abril 2019

Seguimiento diario provisional de existencias (d+1)

Unidad: KWh	Mermas	OBA	TOTAL PR.CAR <> Planta de Cartagena
1-abr.	47.562.977	-173.422.661	-125.859.684
2-abr.	47.129.145	-181.167.536	-134.038.391
3-abr.	47.196.377	-178.021.828	-130.825.451
4-abr.	45.662.780	-188.487.376	-142.824.596
5-abr.	41.618.422	-196.279.012	-154.660.590
6-abr.	42.059.483	-196.365.354	-154.305.871
7-abr.	41.312.255	-196.912.072	-155.599.817
8-abr.	43.967.300	-200.717.560	-156.750.260
9-abr.	43.587.522	-197.909.563	-154.322.041
10-abr.	45.084.212	-194.669.342	-149.585.130
11-abr.	45.405.920	-194.131.968	-148.726.048
12-abr.	44.941.401	-194.533.188	-149.591.787
13-abr.	-949.699.413	-192.688.831	-1.142.388.244
14-abr.	45.294.467	-191.603.816	-146.309.349
15-abr.	45.655.544	-206.067.216	-160.411.672
16-abr.	45.107.541	-207.997.129	-162.889.588
17-abr.	45.421.948	-205.734.908	-160.312.960
18-abr.	45.518.851	-204.650.703	-159.131.852
19-abr.	44.600.659	-204.436.975	-159.836.316
20-abr.	45.053.453	-204.216.499	-159.163.046
21-abr.	45.029.122	-202.664.123	-157.635.001
22-abr.	44.863.977	-212.084.660	-167.220.683
23-abr.	45.313.602	-229.710.482	-184.396.880
24-abr.	44.786.500	-228.232.549	-183.446.049
25-abr.	10.670.434	-181.894.655	-171.224.221
26-abr.	11.644.292	-156.174.317	-144.530.025
27-abr.	8.985.271	-155.599.872	-146.614.601
28-abr.	8.607.910	-156.339.250	-147.731.340
29-abr.	9.266.375	-136.759.366	-127.492.991
30-abr.	8.940.368	-116.013.760	-107.073.392

Evolución existencias cuentas GTS en PR Cartagena



Observaciones:

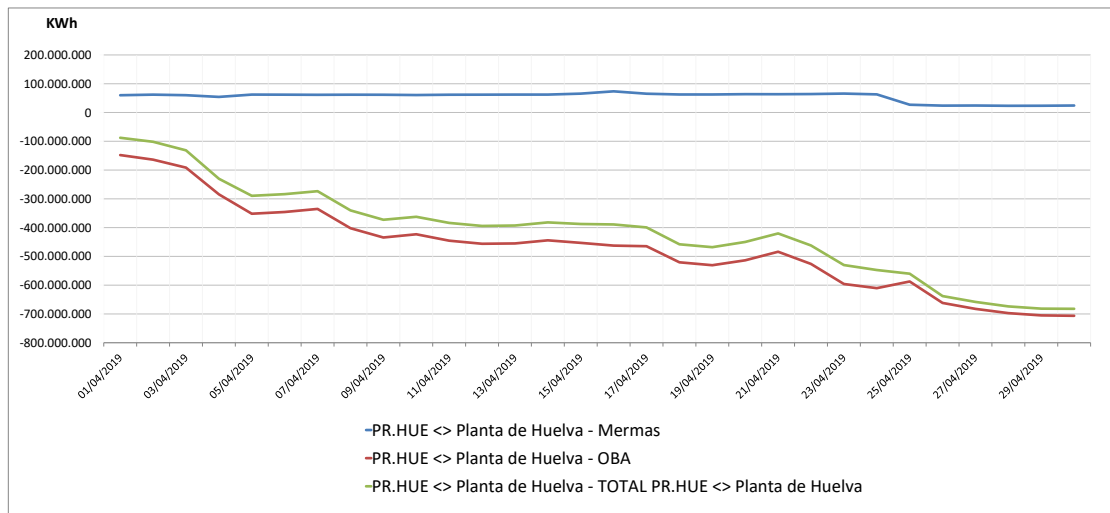
Día 13/04/2019 ausencia de envío de medida diaria provisional al SL-ATR. Quedará subsanado en el proceso Final Definitivo.

Cuentas GTS en PR Huelva: Abril 2019

Seguimiento diario provisional de existencias (d+1)

Unidad: KWh			
	Mermas	OBA	TOTAL PR.HUE <> Planta de Huelva
1-abr.	60.012.641	-147.830.869	-87.818.228
2-abr.	62.076.635	-163.792.786	-101.716.151
3-abr.	60.074.210	-191.480.563	-131.406.353
4-abr.	54.253.526	-284.425.175	-230.171.649
5-abr.	62.210.205	-351.636.284	-289.426.079
6-abr.	61.981.136	-345.717.165	-283.736.029
7-abr.	61.574.836	-334.985.044	-273.410.208
8-abr.	61.948.725	-402.079.261	-340.130.536
9-abr.	61.648.491	-434.367.174	-372.718.683
10-abr.	60.632.027	-423.044.554	-362.412.527
11-abr.	61.740.088	-445.297.929	-383.557.841
12-abr.	61.961.629	-456.189.688	-394.228.059
13-abr.	62.238.356	-455.021.029	-392.782.673
14-abr.	62.286.088	-444.089.282	-381.803.194
15-abr.	65.574.387	-452.925.933	-387.351.546
16-abr.	73.592.952	-462.486.892	-388.893.940
17-abr.	65.306.361	-464.567.592	-399.261.231
18-abr.	62.676.308	-520.546.977	-457.870.669
19-abr.	62.727.227	-530.707.197	-467.979.970
20-abr.	63.767.253	-513.519.649	-449.752.396
21-abr.	63.599.136	-483.812.853	-420.213.717
22-abr.	64.184.558	-526.208.022	-462.023.464
23-abr.	65.844.176	-595.901.865	-530.057.689
24-abr.	62.971.808	-610.333.300	-547.361.492
25-abr.	27.053.735	-587.227.477	-560.173.742
26-abr.	23.843.023	-661.717.152	-637.874.129
27-abr.	24.301.179	-682.435.619	-658.134.440
28-abr.	23.335.836	-697.067.345	-673.731.509
29-abr.	23.519.961	-704.978.468	-681.458.507
30-abr.	24.308.982	-706.367.802	-682.058.820

Evolución existencias cuentas GTS en PR Huelva



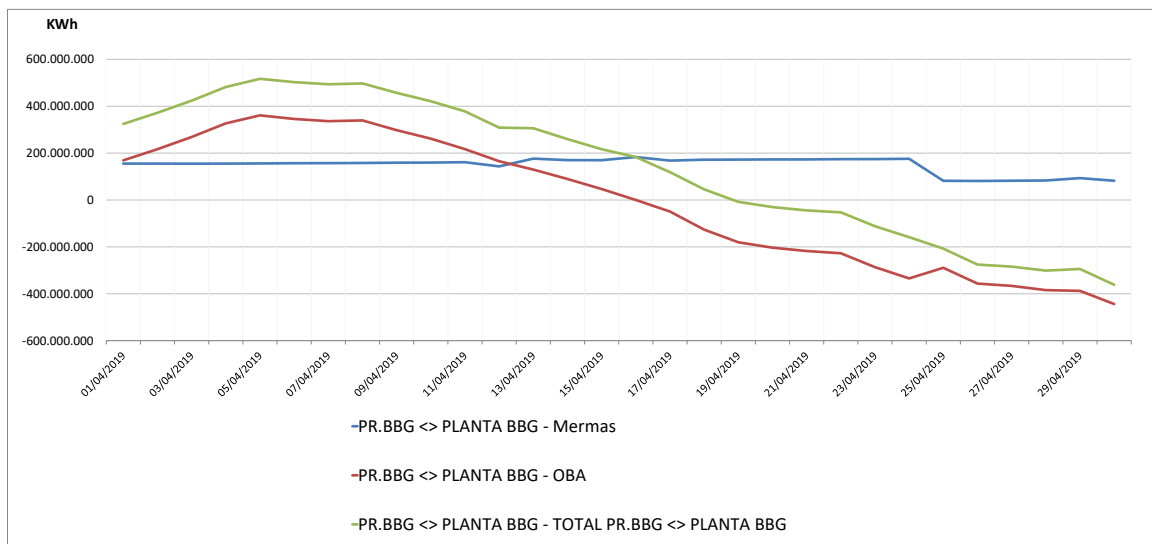
Observaciones:

Cuentas GTS en PR Bilbao: Abril 2019

Seguimiento diario provisional de existencias (d+1)

Unidad: KWh			
	Mermas	OBA	TOTAL PR.BBG <> PLANTA BBG
1-abr.	155.397.292	169.116.174	324.513.466
2-abr.	155.288.713	216.851.041	372.139.754
3-abr.	155.029.113	268.881.433	423.910.546
4-abr.	155.203.813	326.893.176	482.096.989
5-abr.	155.914.409	361.123.261	517.037.670
6-abr.	156.921.066	345.805.004	502.726.070
7-abr.	157.291.734	336.341.961	493.633.695
8-abr.	157.923.363	339.415.839	497.339.202
9-abr.	159.185.642	297.986.782	457.172.424
10-abr.	159.581.239	261.728.744	421.309.983
11-abr.	161.185.314	216.989.488	378.174.802
12-abr.	143.353.550	165.446.579	308.800.129
13-abr.	176.516.872	129.634.165	306.151.037
14-abr.	170.109.018	89.715.191	259.824.209
15-abr.	169.900.107	46.752.503	216.652.610
16-abr.	183.157.775	63.230	183.221.005
17-abr.	168.026.929	-49.240.919	118.786.010
18-abr.	171.856.548	-126.468.335	45.388.213
19-abr.	172.507.918	-180.353.493	-7.845.575
20-abr.	173.079.198	-203.315.384	-30.236.186
21-abr.	173.152.689	-217.543.513	-44.390.824
22-abr.	174.313.522	-227.092.653	-52.779.131
23-abr.	174.535.651	-286.392.398	-111.856.747
24-abr.	175.883.417	-334.466.602	-158.583.185
25-abr.	81.875.379	-289.153.428	-207.278.049
26-abr.	81.109.623	-356.562.183	-275.452.560
27-abr.	82.111.791	-366.357.080	-284.245.289
28-abr.	83.211.997	-384.490.228	-301.278.231
29-abr.	93.423.990	-387.554.239	-294.130.249
30-abr.	82.115.192	-443.749.278	-361.634.086

Evolución existencias cuentas GTS en PR Bilbao



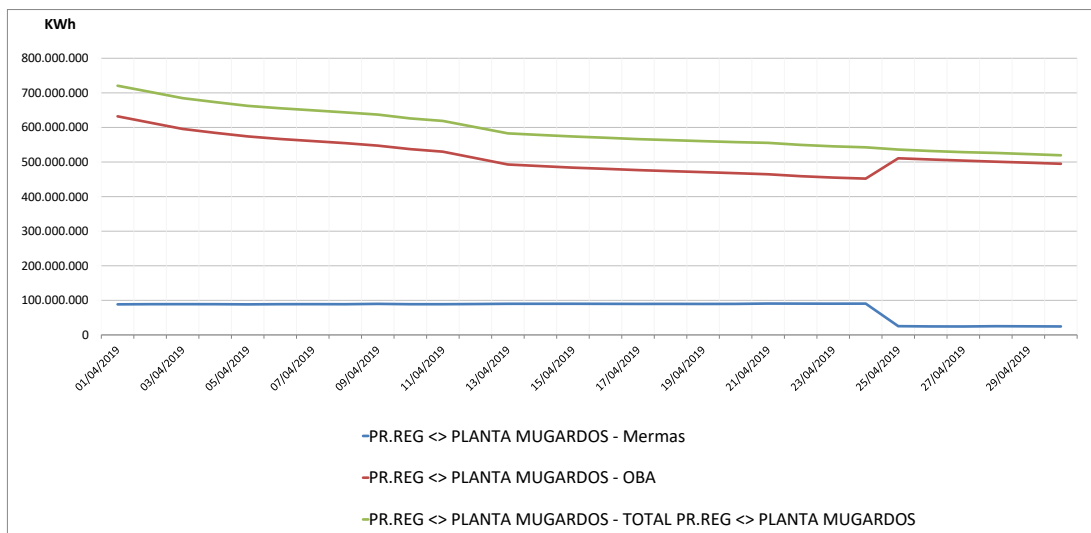
Observaciones:

Cuentas GTS en PR Mugardos: Abril 2019

Seguimiento diario provisional de existencias (d+1)

Unidad: KWh			
	Mermas	OBA	TOTAL PR.REG <> PLANTA MUGARDOS
1-abr.	88.465.390	632.155.962	720.621.352
2-abr.	88.916.625	613.862.506	702.779.131
3-abr.	89.023.828	595.674.522	684.698.350
4-abr.	88.885.103	584.338.634	673.223.737
5-abr.	88.336.159	574.101.498	662.437.657
6-abr.	88.868.535	566.587.690	655.456.225
7-abr.	88.978.578	560.543.322	649.521.900
8-abr.	88.843.133	554.656.650	643.499.783
9-abr.	89.844.780	547.329.210	637.173.990
10-abr.	88.823.055	537.218.074	626.041.129
11-abr.	88.852.794	529.919.674	618.772.468
12-abr.	89.412.867	511.435.282	600.848.149
13-abr.	90.020.357	492.848.610	582.868.967
14-abr.	90.030.514	488.256.186	578.286.700
15-abr.	90.088.973	483.744.623	573.833.596
16-abr.	89.935.103	480.295.007	570.230.110
17-abr.	89.612.017	476.608.899	566.220.916
18-abr.	89.724.672	473.641.059	563.365.731
19-abr.	89.593.759	470.739.283	560.333.042
20-abr.	89.776.883	467.703.683	557.480.566
21-abr.	90.731.256	464.613.203	555.344.459
22-abr.	90.503.136	459.010.531	549.513.667
23-abr.	90.398.402	454.998.595	545.396.997
24-abr.	90.450.832	452.041.651	542.492.483
25-abr.	25.272.766	510.781.443	536.054.209
26-abr.	24.599.160	507.317.523	531.916.683
27-abr.	24.406.399	504.091.907	528.498.306
28-abr.	25.210.268	501.001.651	526.211.919
29-abr.	24.853.259	498.061.059	522.914.318
30-abr.	24.513.943	494.982.003	519.495.946

Evolución existencias cuentas GTS en PR Mugardos



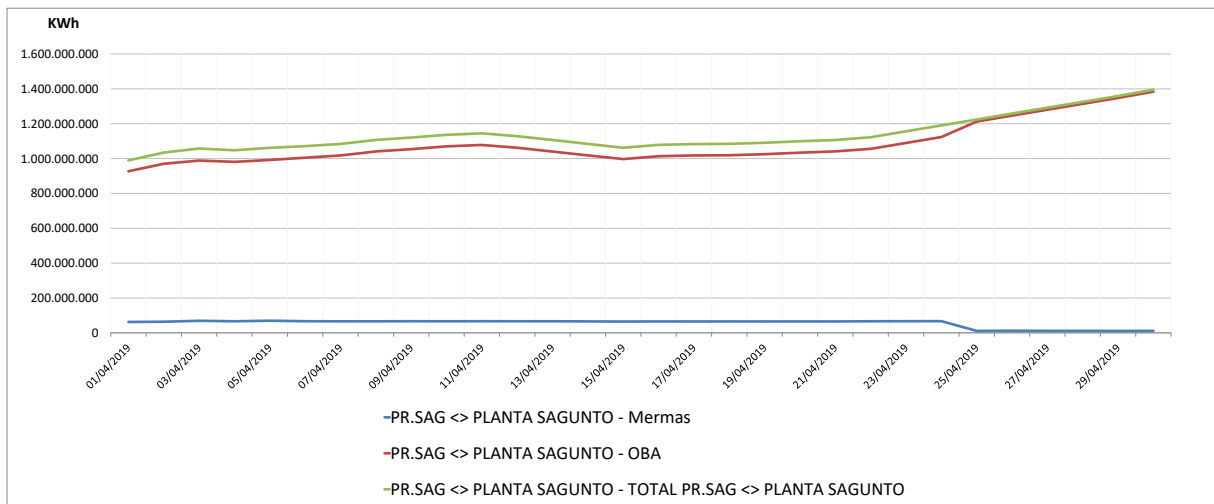
Observaciones:

Cuentas GTS en PR Sagunto: Abril 2019

Seguimiento diario provisional de existencias (d+1)

Unidad: KWh			
	Mermas	OBA	TOTAL PR.SAG <> PLANTA SAGUNTO
1-abr.	62.423.818	927.193.108	989.616.926
2-abr.	63.944.146	970.332.763	1.034.276.909
3-abr.	69.272.498	988.583.170	1.057.855.668
4-abr.	66.220.049	981.309.881	1.047.529.930
5-abr.	69.606.385	992.149.104	1.061.755.489
6-abr.	66.544.963	1.004.880.679	1.071.425.642
7-abr.	65.980.063	1.017.833.438	1.083.813.501
8-abr.	66.087.534	1.040.892.693	1.106.980.227
9-abr.	66.680.013	1.054.001.100	1.120.681.113
10-abr.	66.167.701	1.070.201.315	1.136.369.016
11-abr.	66.662.336	1.078.146.330	1.144.808.666
12-abr.	66.452.958	1.062.050.257	1.128.503.215
13-abr.	66.451.498	1.040.276.840	1.106.728.338
14-abr.	65.722.078	1.018.454.271	1.084.176.349
15-abr.	64.734.432	997.172.662	1.061.907.094
16-abr.	65.427.720	1.013.598.829	1.079.026.549
17-abr.	65.181.983	1.017.868.068	1.083.050.051
18-abr.	65.605.608	1.019.081.691	1.084.687.299
19-abr.	65.372.623	1.025.255.822	1.090.628.445
20-abr.	65.525.733	1.034.029.221	1.099.554.954
21-abr.	65.247.304	1.041.369.020	1.106.616.324
22-abr.	66.528.244	1.055.765.747	1.122.293.991
23-abr.	66.830.477	1.089.670.442	1.156.500.919
24-abr.	66.910.497	1.123.547.361	1.190.457.858
25-abr.	11.377.492	1.212.420.056	1.223.797.548
26-abr.	11.996.788	1.246.593.679	1.258.590.467
27-abr.	11.579.955	1.280.400.582	1.291.980.537
28-abr.	11.257.982	1.314.184.957	1.325.442.939
29-abr.	10.892.753	1.347.996.724	1.358.889.477
30-abr.	11.360.936	1.383.930.438	1.395.291.374

Evolución existencias cuentas GTS en PR Sagunto



Observaciones: