

# Guide for new entrants to the Gas System

April 2024



# Table of Contents



**1. Regulatory framework**

**2. Preliminary requirements for commencement of activity**

**3. Authorisation process**

**4. Access to the SL-ATR**

**5. Technical Accreditation**



# 1. Regulatory framework

CNMC Circular 2/2020,  
establishing the balancing rules  
for the gas system transmission  
network

**BOE** **BOLETÍN OFICIAL DEL ESTADO** 

Núm. 15 Viernes 17 de enero de 2020 Sec. I. Pág. 4655

**I. DISPOSICIONES GENERALES**

**COMISIÓN NACIONAL DE LOS MERCADOS  
Y LA COMPETENCIA**

**682** *Circular 2/2020, de 9 de enero, de la Comisión Nacional de los Mercados y la Competencia, por la que se establecen las normas de balance de gas natural.*

En fecha 26 de marzo de 2014 se aprobó el Reglamento (UE) n.º 312/2014 de la Comisión, por el que se establece un código de red sobre el balance de gas en las redes de transporte. Este Reglamento determina las normas de balance de gas en las redes de

## Regulatory framework

**BOE** **BOLETÍN OFICIAL DEL ESTADO** 

Núm. 307 Lunes 23 de diciembre de 2019 Sec. I. Pág. 139493

**I. DISPOSICIONES GENERALES**

**COMISIÓN NACIONAL DE LOS MERCADOS  
Y LA COMPETENCIA**

**18397** *Circular 8/2019, de 12 de diciembre, de la Comisión Nacional de los Mercados y la Competencia, por la que se establece la metodología y condiciones de acceso y asignación de capacidad en el sistema de gas natural.*

La Ley 34/1998, de 7 de octubre, del Sector de Hidrocarburos, sentó las bases del funcionamiento del sector gasista actual, mediante la liberalización de las actividades de aprovisionamiento y suministro y la regulación de las actividades de transporte, distribución y almacenamiento de gas natural, incluyendo, entre otros, los principios

CNMC Circular 8/2019,  
establishing the methodology and  
conditions for access and capacity  
allocation in the natural gas system



# 1. Regulatory framework



**BOE** **BOLETÍN OFICIAL DEL ESTADO** 

Núm. 113 Jueves 23 de abril de 2020 Sec. III. Pág. 29858

**III. OTRAS DISPOSICIONES**

**COMISIÓN NACIONAL DE LOS MERCADOS Y LA COMPETENCIA**

**4603** *Resolución de 15 de abril de 2020, de la Comisión Nacional de los Mercados y la Competencia, por la que se aprueba el contrato marco para el acceso a las instalaciones del sistema gasista.*

De acuerdo con la Circular 8/2019, de 12 de diciembre, de la Comisión Nacional de los Mercados y la Competencia, por la que se establece la metodología y condiciones de acceso y asignación de capacidad en el sistema de gas natural, la Sala de Supervisión Regulatoria ha acordado emitir la presente resolución:

Resolution of 15 April 2020 (CNMC), approving the framework agreement for access to the Spanish gas system facilities.

## Regulatory framework

Resolution of 9 June 2020 (CNMC), approving the Balancing Portfolio Framework Agreement.

**BOE** **BOLETÍN OFICIAL DEL ESTADO** 

Núm. 168 Martes 16 de junio de 2020 Sec. III. Pág. 40543

**III. OTRAS DISPOSICIONES**

**COMISIÓN NACIONAL DE LOS MERCADOS Y LA COMPETENCIA**

**6226** *Resolución de 9 de junio de 2020, de la Comisión Nacional de los Mercados y la Competencia, por la que se aprueba el procedimiento de habilitación y baja de la cartera de balance de los usuarios del sistema gasista en el tanque virtual de balance, el punto virtual de balance y el almacenamiento virtual de balance; y el contrato marco de cartera de balance.*

# Table of Contents



**1. Regulatory framework**

**2. Preliminary requirements for commencement of activity**

**3. Authorisation process**

**4. Access to the SL-ATR**

**5. Technical Accreditation**



## 2. Preliminary requirements for commencement of activity

### ✓ Requirements for shipping natural gas:

Notification in writing, prior to commencing the activity to the competent Administration, and in all circumstances to the Directorate General for Energy Policy and Mines of the Ministry for the Ecological Transition and the Demographic Challenge, specifying the territorial scope where the activity is to be performed, the commencement date, company name, postal address, telephone number, fax number, tax ID code, as well as an affidavit setting out that the company complies with all the established requirements in order to exercise its activity.

The templates for the **affidavit and notification of commencement of activity** are included in Directorate General of Energy Policy and Mines Resolution of 3 May 2010, [BOE-A-2010-7657](#)



Link of interest:

<https://energia.gob.es/gas/Requisitos/Paginas/comercializador.aspx>



## 2. Preliminary requirements for commencement of activity

### ✓ Allocation of the SIFCO Code:

After receiving notification from the Directorate General for Energy Policy and Mines, the CNMC provides an **identification code to the Shipper** that is commencing activity in Spain **for managing its information in the Billing and Consumption of the Gas Sector Information System (SIFCO)**.



Link of interest:

<https://sede.cnmc.gob.es/listado/censo/4>



### ✓ Allocation of the EIC Code:

The Primary transmission companies and Shippers must request a **unique identification code for reporting their information in the different gas and electricity energy markets in the national and international spheres**. This code is called the “Energy Identification Code”.

Red Eléctrica de España (REE) provides a web application to the parties involved in the energy markets as support for this function.



Link of interest:

<https://oficinaeic.esios.ree.es/>





## 2. Preliminary requirements for commencement of activity

### ✓ **User Registration in the Guarantees Account in MIBGAS:**

The **Guarantees Account User** is that legal entity which, once the Acceptance and Accession to the Guarantee Management Standards of the Gas System (NGGSG) Document is signed, is linked to a Guarantees Account.

The formalities for registration as a Guarantees Account User are performed at MIBGAS, from their website, the contact email address for which is [agentes@mibgas.es](mailto:agentes@mibgas.es)

Each Guarantees Account User has an Allocation Account for each of the activities for which it is registered, which continually records the amount formalised, the requirements of this activity and the balance of guarantees available.

The activities in whose guarantees GTS participates are Procurement and Imbalances:

- ✓ Guarantees for procuring capacity of infrastructures with regulated third-party access
- ✓ Guarantees for the settlement of PVB, TVB and AVB imbalances



Link of interest:

<https://www.mibgas.es/en/cccontent/become-guarantee-account-user>



# Table of Contents



**1. Regulatory framework**

**2. Preliminary requirements for commencement of activity**

**3. Authorisation process**

**4. Access to the SL-ATR**

**5. Technical Accreditation**



## 3. Authorisation process

### ✓ Request for Accession to Framework Agreements:



The **Framework Access Agreement for the Spanish Gas System Facilities (AISGE)** is imperative for contracting the different services on the platform by parties.



The **Balancing Portfolio Framework Agreement** is imperative to have a balancing portfolio in the desired balancing areas:



Requests are to be made by **email** addressed to [GTS.HABILITACIONYACCESO@enagas.es](mailto:GTS.HABILITACIONYACCESO@enagas.es)  
The subject line must state: *Authorising "Username"* and include the corresponding documentation.



### 3. Authorisation process

#### ✓ Request for Accession to Framework Agreements:

The following documentation is required:



1. **Request form**, available on the GTS website.



Link of interest:

<https://www.enagas.es/en/technical-management-system/gas-system-processes/authorisation/>



# 3. Authorisation process

## ✓ Request for Accession to Framework Agreements:

### 2. Notary-witnessed power of attorney for company representatives, in Spanish.



PODER ESPECIAL	PODER ESPECIAL
<b>Notario:</b> Nombre del Notario: Notario Público de: Fecha de expedición del Poder: Número de protocolo:	<b>Datos de Apoderados:</b> Nombre del Apoderado 1: Nacionalidad: Domicilio profesional: Número de Pasaporte de su nacionalidad en vigor:  Nombre del Apoderado 2: Nacionalidad: Domicilio profesional: Número de Pasaporte de su nacionalidad en vigor:  Forma de ejercicio (1): <small>(1) En caso de que se apodere a varias personas, será necesario especificar la forma de ejercicio «colectiva/mancomunada» de las facultades.</small>
<b>Datos de la Sociedad (COMPANÍA):</b> Razón Social: Tipo de Entidad: Fecha de constitución: Existente de acuerdo con las leyes de: Inscrita en: Datos del registro: Domicilio Social:	<b>Facultades:</b> 1. Realizar las gestiones oportunas para formalizar la habilitación de la COMPANÍA como usuario para disponer de las Carteras de balance en que esté interesada según su operativa en el Sistema Gasista Español.  2. Firmar electrónicamente los contratos requeridos para permitir al Usuario disponer de Cartera de balance en las áreas deseadas, y acceder a las instalaciones del Sistema Gasista Español sujetas al acceso de terceros.
<b>Datos del Representante legal:</b> Nombre del Representante Legal: Nacionalidad: Domicilio profesional: Número de Pasaporte de su nacionalidad en vigor:  <i>El Notario certifica que el poderdante tiene las facultades suficientes, y la capacidad legal y legitimación necesarias para otorgar la presente escritura de apoderamiento.</i>	<b>Duración del Poder:</b>  <small>(2) En caso que el poder se otorgue en el extranjero, habrá de especificarse la legislación por la que se regirá e interpretará.</small>

- Copy of the sufficient, valid and current power/s of attorney of the person/s who are signatories to the Document of Accession to the Framework Agreement for access to facilities of the Spanish gas system.
- The Notary Public must certify that the attorney-in-fact has sufficient powers and the necessary legal capacity and standing to grant this power of attorney instrument.
- Should the power/s of attorney be in a language other than Spanish, a sworn translation must be submitted. Where the company is domiciled outside of Spain, this documentation must bear a Hague Apostille.



### 3. User Pooling Statement (Optional for Balancing Portfolio), available on the GTS website



Link of interest:

<https://www.enagas.es/en/technical-management-system/gas-system-processes/authorisation/>





### 3. Authorisation process

#### ✓ Request for Accession to Framework Agreements:



#### 4. National Identity Card with a Hage Apostille (in the case of non-Spanish nationals) of:



Users with SL-ATR access



Signatories to the Framework Agreements



Users with access to the billing platform



#### 5. Certificate of ownership of the bank account, issued by the bank in question



### 3. Authorisation process

#### ✓ Provision of guarantees to the Guarantee Manager:



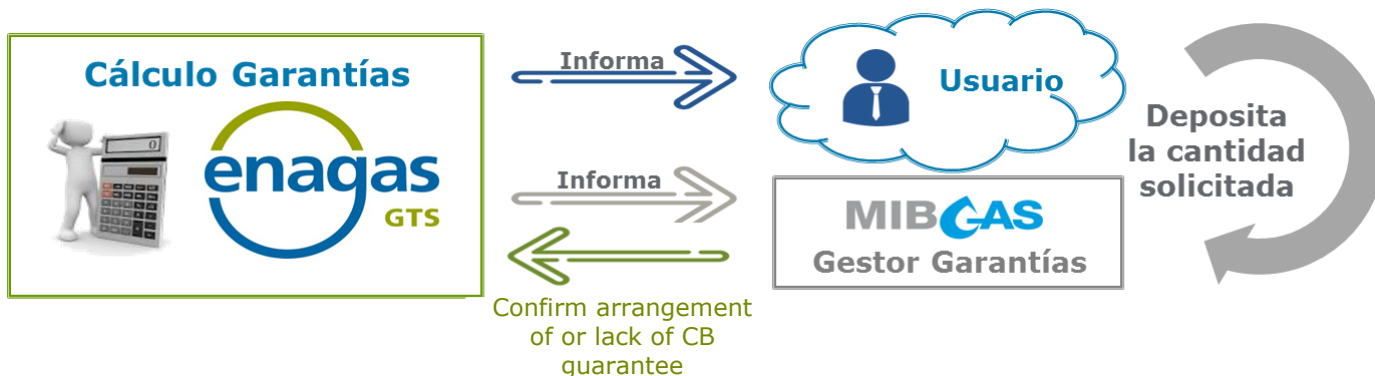
**Circular 8/2019** defines the minimum amount of the guarantee to be provided by any user to be authorised for **Access to the Spanish Gas System Facilities** at €50,000.



**Circular 2/2020** defines the minimum amount of the guarantee to be provided by any user in order to qualify for the **Balancing Portfolio** at €100,000.



This **requirement is permanent as long as the user is authorised.**





# 3. Authorisation process


## ✓ Signing the Accession to the Framework Agreement document:



The user **electronically signs** the document of accession to the Framework Agreement, and may use any qualified certificate from an agency recognised in the EU, the list of which can be consulted by clicking on the following link:



<https://webgate.ec.europa.eu/tl-browser/#/>



On its website, the GTS publishes the **updated list of authorised users with a balancing portfolio**



<https://www.enagas.es/en/technical-management-system/energy-data/commercial-information/authorised-users/>

and, in the SL-ATR, the **updated list of authorised users with Access to the Facilities** in order to inform:



Regulatory Bodies



Distributors



Transmission companies



Trading Platform Operators

# Table of Contents



**1. Regulatory framework**

**2. Preliminary requirements for commencement of activity**

**3. Authorisation process**


**4. Access to the SL-ATR**

**5. Technical Accreditation**






## 4. Access to the SL-ATR

 The various parties involved in the gas system are able to access the **Third-party Access Logistics System (SL-ATR)**, a seamless, real-time communication tool that provides management support for the complete natural gas cycle. This system deals with requests for capacity, procurement, scheduling, nominations, measurements, distribution, balances and consultation of settlement surcharges through imbalances.

To access this system, users must sign two documents for accession to the following framework agreements:

- ✓ **Framework agreement for identification and authentication of users for access to the Enagás information systems**
- ✓ **Framework Agreement for access and use of the SL-ATR system**





## 4. Access to the SL-ATR

### ✓ Requesting access to the SL-ATR:



The initial request for access is to be sent by **email** to [GTS.HABILITACIONYACCESO@enagas.es](mailto:GTS.HABILITACIONYACCESO@enagas.es), attaching the actual Authorisation **Form** with the "Access to the SL-ATR" option.



Link of interest:

<https://www.enagas.es/en/technical-management-system/gas-system-processes/authorisation/>



Any change concerning information of data and access permissions of SL-ATR users is to be reported through the **Users with access to the SL-ATR modification form**. The form must include the information previously submitted as well as the users previously registered and, if applicable, deregistered.



Link of interest:

<https://www.enagas.es/en/technical-management-system/gas-system-processes/authorisation/>





## 4. Access to the SL-ATR

### ✓ Access to the SL-ATR via Double Factor:

#### Required information

- Mobile phone number, identity document number and email address
- Profile management
- Send welcome pack (user guide)

#### Authentication process

- Installation of advanced authentication app
- Introduce code received by SMS
- Scan QR code

#### Access to the SL-ATR

- Introduce email and password on website
- Send request to mobile phone
- Validation of request in the app



Link of interest:

[Access to the SLATR. 2FA User Guide](#)

Acceso con doble factor

Correo electrónico:

Contraseña:

Acceder

[¿Has olvidado tu contraseña?](#)  
[Cambiar contraseña](#)



# Table of Contents



**1. Regulatory framework**

**2. Preliminary requirements for commencement of activity**

**3. Authorisation process**

**4. Access to the SL-ATR**

**5. Technical Accreditation**



## 5. Technical Accreditation

- ✓ This certifies the technical ability to perform exchanges of XML files through the website services or via an app.
- ✓ It is **an essential condition for sending files through the SL-ATR**
- ✓ The party sending a request for an accreditation certificate through the SL-ATR, must request it in the *Status and Request Accreditation* option.



- ✓ Select one of the available test windows for accreditation.
- ✓ The test window can be modified through the app with its automatic update function. Send an email to [acreditaciontecnica@enagas.es](mailto:acreditaciontecnica@enagas.es) to request a window different to those available.

Los servicios solicitados son los siguientes:

Intercambio de información		Mecanismo	Identificador
Solicitud ficheros SPLG para un comercializador		Service Web	JXX, 18, 12S

Las ventanas propuestas para el proceso de acreditación técnica son las siguientes:

Fecha de Inicio Ventana	Fecha de Fin Ventana
<input checked="" type="checkbox"/> 05/06/2017	09/06/2017
<input type="checkbox"/> 12/06/2017	16/06/2017
<input type="checkbox"/> 19/06/2017	23/06/2017
<input type="checkbox"/> 26/06/2017	30/06/2017
<input type="checkbox"/> 03/07/2017	07/07/2017
<input type="checkbox"/> 10/07/2017	14/07/2017
<input type="checkbox"/> 17/07/2017	21/07/2017
<input type="checkbox"/> 24/07/2017	28/07/2017
<input type="checkbox"/> 31/07/2017	04/08/2017
<input type="checkbox"/> 07/08/2017	11/08/2017

A continuación se muestran los nombres de contacto asignados para su empresa:

Nombre	Telefono	E-mail
Nombre Apellido1 Apellido2	600123456	xxx@empresa.com

A continuación se muestran los datos disponibles para las comunicaciones por e-mail:

<input checked="" type="checkbox"/>	Idioma
<input type="checkbox"/>	Español
<input type="checkbox"/>	Inglés

Accept

Muchas  
gracias

