



**Informe de Seguimiento de
cuentas GTS / GTS Accounts
Tracking Report**

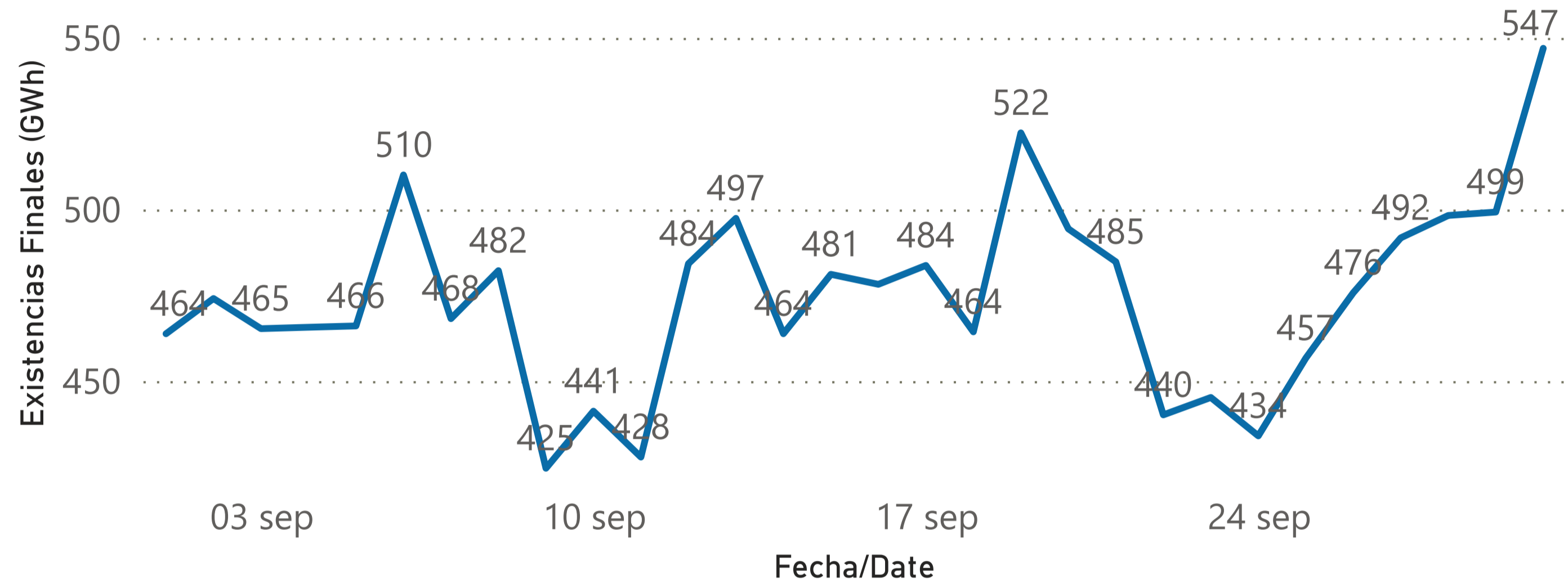
02/10/2023



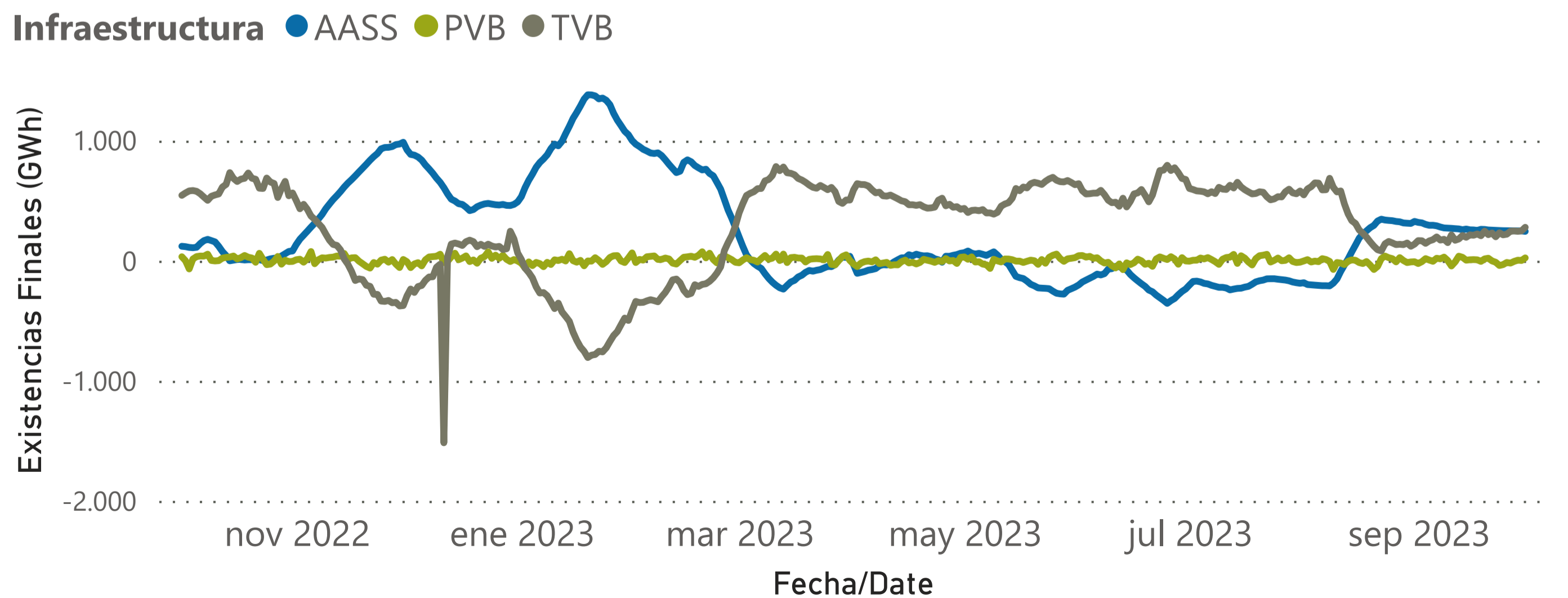


Evolución Cuentas GTS 2023. GTS Accounts evolution 2023

Total existencias cuentas GTS diario provisional (GWh) / Total daily provisional stocks monitoring (GWh)



Seguimiento de existencias por infraestructura durante el periodo seleccionado (GWh) / Provisional stocks monitoring by infrastructure during the selected period (GWh)

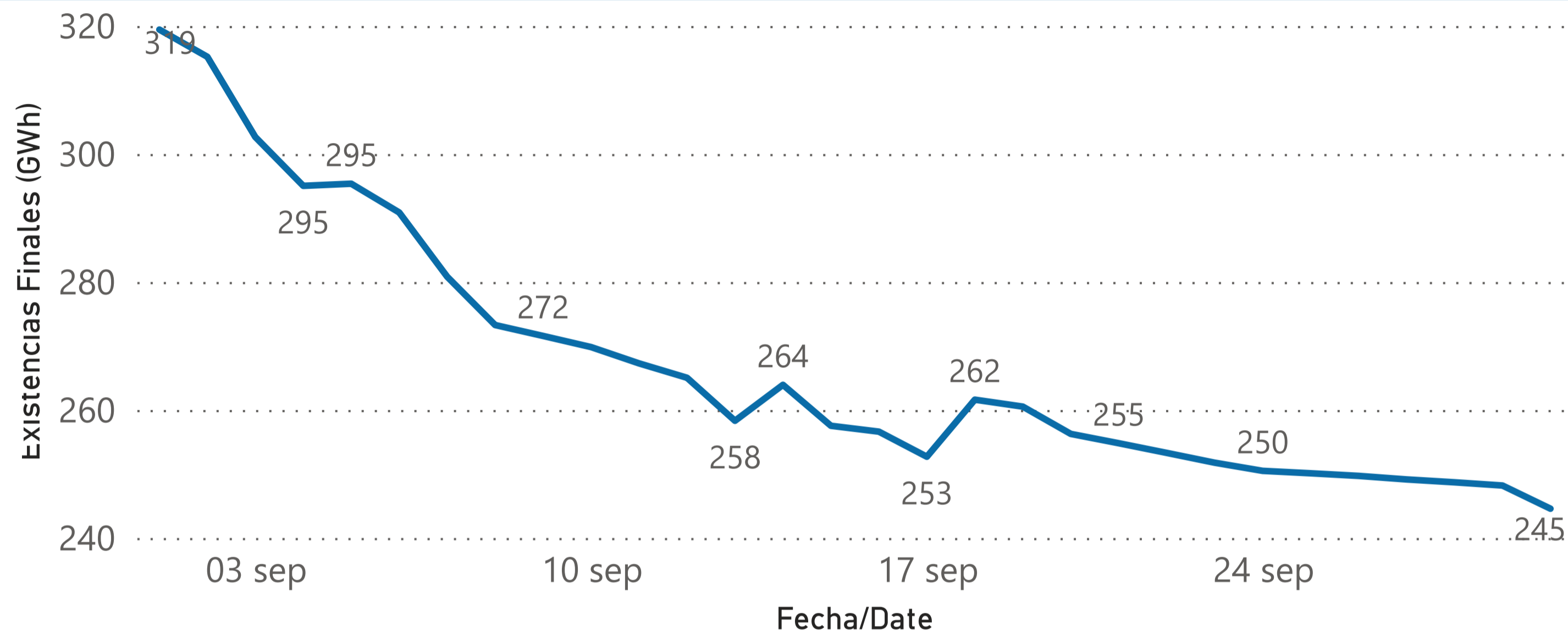


Fecha de Gas / Gas Date	AASS	PVB	TVB	Total
01/09/2023	319	-23	168	464
02/09/2023	315	-8	166	474
03/09/2023	303	18	145	465
04/09/2023	295	6	165	466
05/09/2023	295	-5	175	466
06/09/2023	291	21	198	510
07/09/2023	281	15	172	468
08/09/2023	273	30	179	482
09/09/2023	272	2	151	425
10/09/2023	270	-44	215	441
11/09/2023	267	-10	170	428
12/09/2023	265	38	181	484
13/09/2023	258	28	211	497
14/09/2023	264	5	195	464
15/09/2023	258	8	215	481
16/09/2023	257	9	212	478
17/09/2023	253	8	223	484
18/09/2023	262	-5	208	464
19/09/2023	261	16	246	522
20/09/2023	256	21	217	494
21/09/2023	255	-1	231	485
22/09/2023	253	-12	199	440
23/09/2023	252	-40	233	445
24/09/2023	250	-32	216	434
25/09/2023	250	-14	221	457
26/09/2023	250	-20	246	476
27/09/2023	249	-5	248	492
28/09/2023	249	5	245	498
29/09/2023	248	2	249	499
30/09/2023	245	24	279	547

Evolución Cuentas GTS en AVB 2023. GTS Accounts evolution in AVB 2023

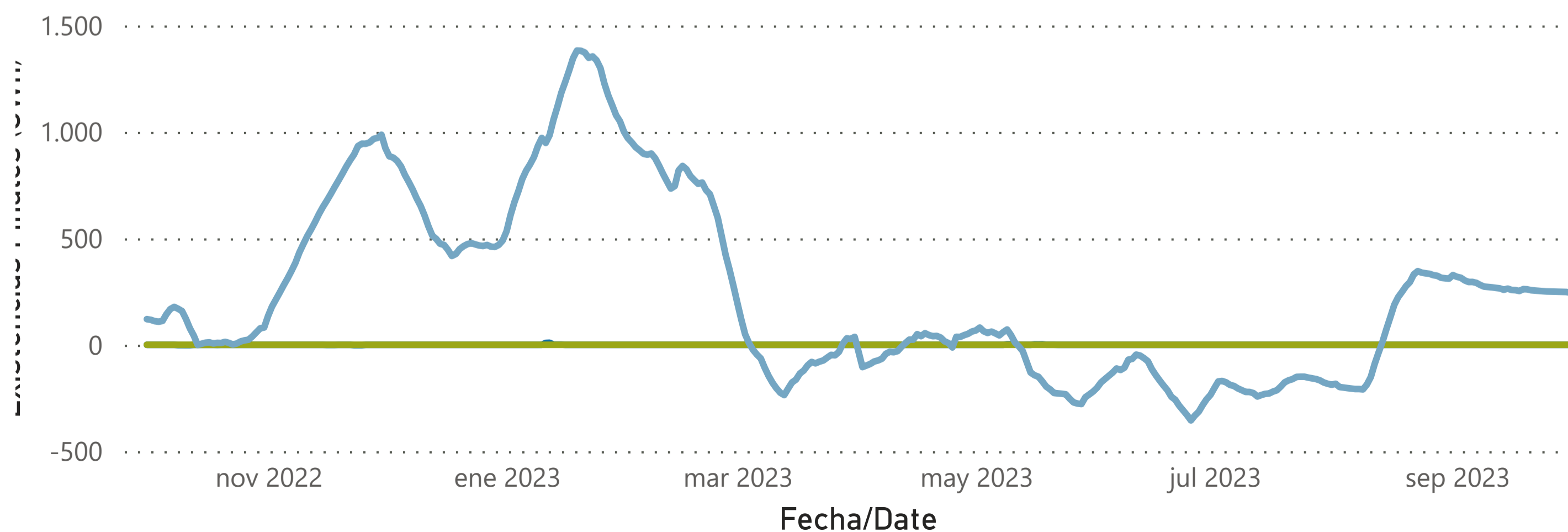


Total existencias cuentas GTS diario provisional en AVB (GWh) / Total daily provisional stocks monitoring in AVB (GWh)



Seguimiento provisional de existencias durante el periodo seleccionado (GWh) / Provisional stocks monitoring during the selected period (GWh)

tipo de Balance ● Desbalance en AVB ● Mermas ● OBA

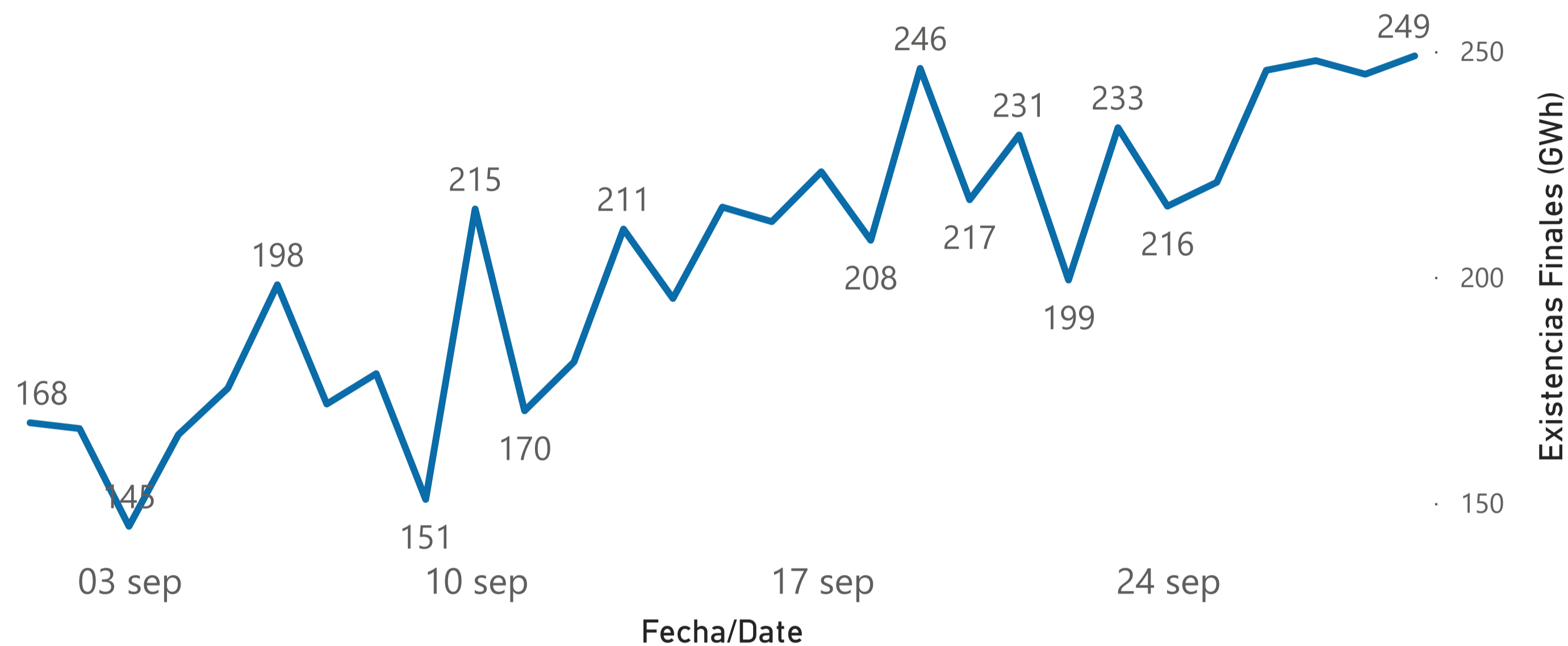


Fecha de Gas / Gas Date	Desbalance en AVB	Mermas	OBA	Total
01/09/2023	0	0	319	319
02/09/2023	0	0	315	315
03/09/2023	0	0	303	303
04/09/2023	0	0	295	295
05/09/2023	0	0	295	295
06/09/2023	0	0	291	291
07/09/2023	0	0	281	281
08/09/2023	0	0	273	273
09/09/2023	0	0	272	272
10/09/2023	0	0	270	270
11/09/2023	0	0	267	267
12/09/2023	0	0	265	265
13/09/2023	0	0	258	258
14/09/2023	0	0	264	264
15/09/2023	0	0	258	258
16/09/2023	0	0	257	257
17/09/2023	0	0	253	253
18/09/2023	0	0	262	262
19/09/2023	0	0	261	261
20/09/2023	0	0	256	256
21/09/2023	0	0	255	255
22/09/2023	0	0	253	253
23/09/2023	0	0	252	252
24/09/2023	0	0	250	250
25/09/2023	0	0	250	250
26/09/2023	0	0	250	250
27/09/2023	0	0	249	249
28/09/2023	0	0	249	249
29/09/2023	0	0	248	248
30/09/2023	0	0	245	245

Evolución Cuentas GTS en TVB 2023. GTS Accounts evolution in TVB 2023

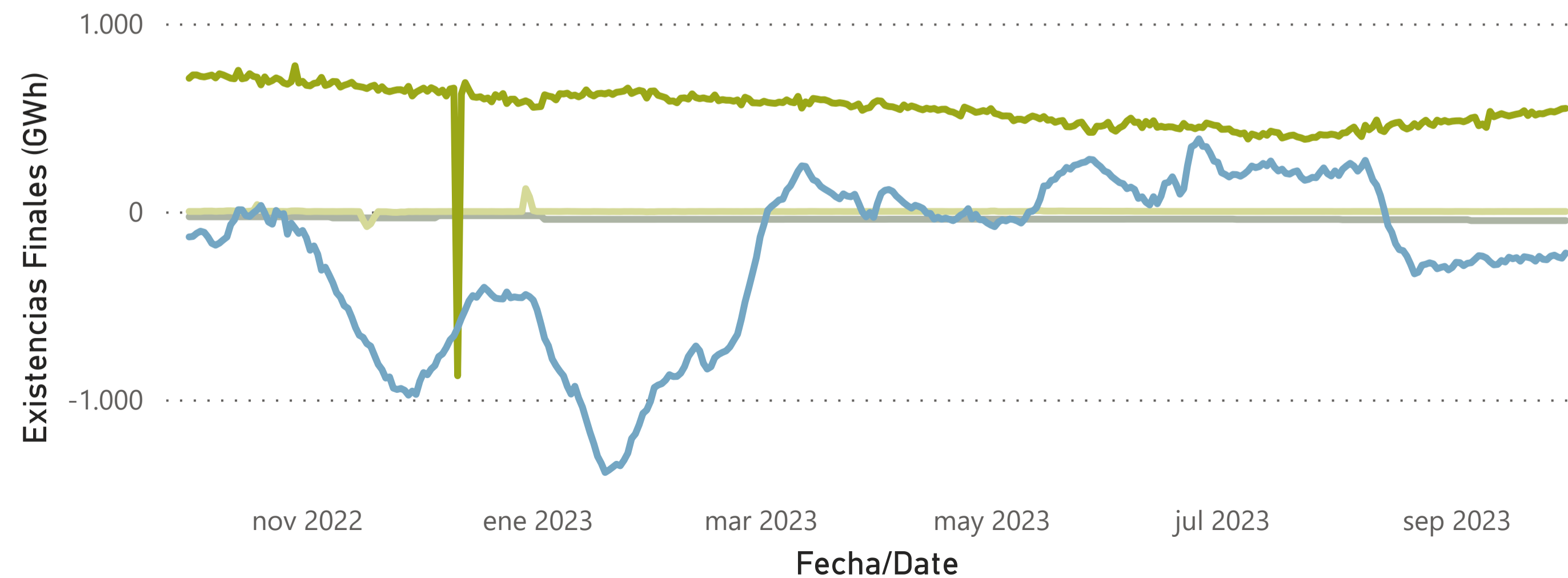


Total existencias cuentas GTS diario provisional en TVB (GWh) / Total daily provisional stocks monitoring in TVB (GWh)



Seguimiento provisional de existencias durante el periodo seleccionado (GWh) / Provisional stocks monitoring during the selected period (GWh)

Tipo de Balance ● Correcciones en TVB ● Desbalance en TVB ● Mermas ● OBA

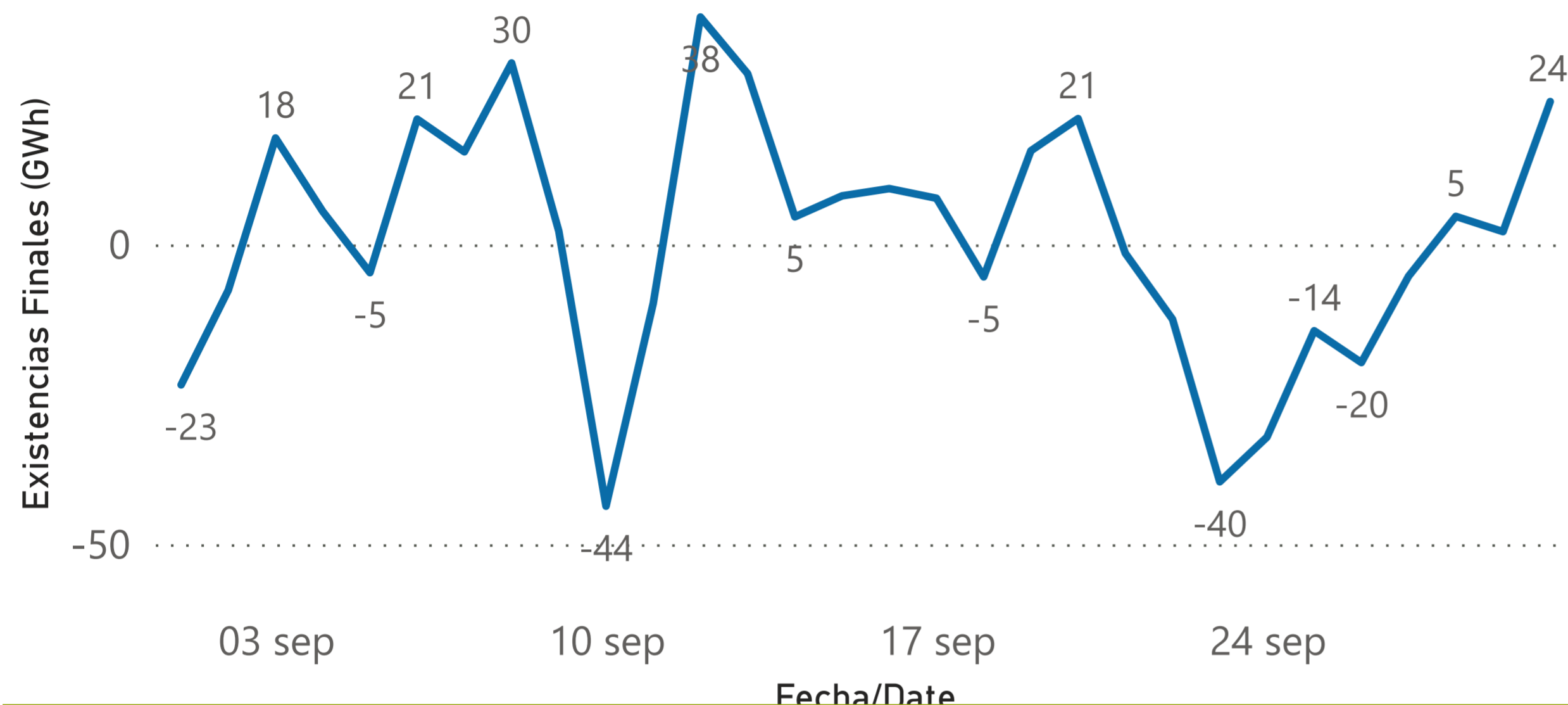


Fecha de Gas / Gas Date	Correcciones en TVB	Desbalance en TVB	Mermas	OBA	Total
01/09/2023	-44	0	482	-270	168
02/09/2023	-44	0	483	-272	166
03/09/2023	-44	0	477	-288	145
04/09/2023	-44	0	485	-276	165
05/09/2023	-49	0	497	-273	175
06/09/2023	-49	0	502	-254	198
07/09/2023	-49	0	456	-235	172
08/09/2023	-49	-1	466	-238	179
09/09/2023	-49	0	447	-247	151
10/09/2023	-49	0	532	-268	215
11/09/2023	-49	-1	504	-284	170
12/09/2023	-49	0	512	-282	181
13/09/2023	-49	0	520	-261	211
14/09/2023	-49	0	513	-269	195
15/09/2023	-49	0	508	-243	215
16/09/2023	-49	0	513	-252	212
17/09/2023	-49	0	518	-246	223
18/09/2023	-49	0	522	-265	208
19/09/2023	-49	0	536	-241	246
20/09/2023	-49	0	510	-244	217
21/09/2023	-49	0	529	-249	231
22/09/2023	-49	0	513	-264	199
23/09/2023	-49	0	521	-239	233
24/09/2023	-49	0	519	-255	216
25/09/2023	-49	0	527	-257	221
26/09/2023	-49	0	532	-238	246
27/09/2023	-49	0	529	-232	248
28/09/2023	-49	0	537	-243	245
29/09/2023	-49	0	546	-249	249
30/09/2023	-49	0	548	-221	279

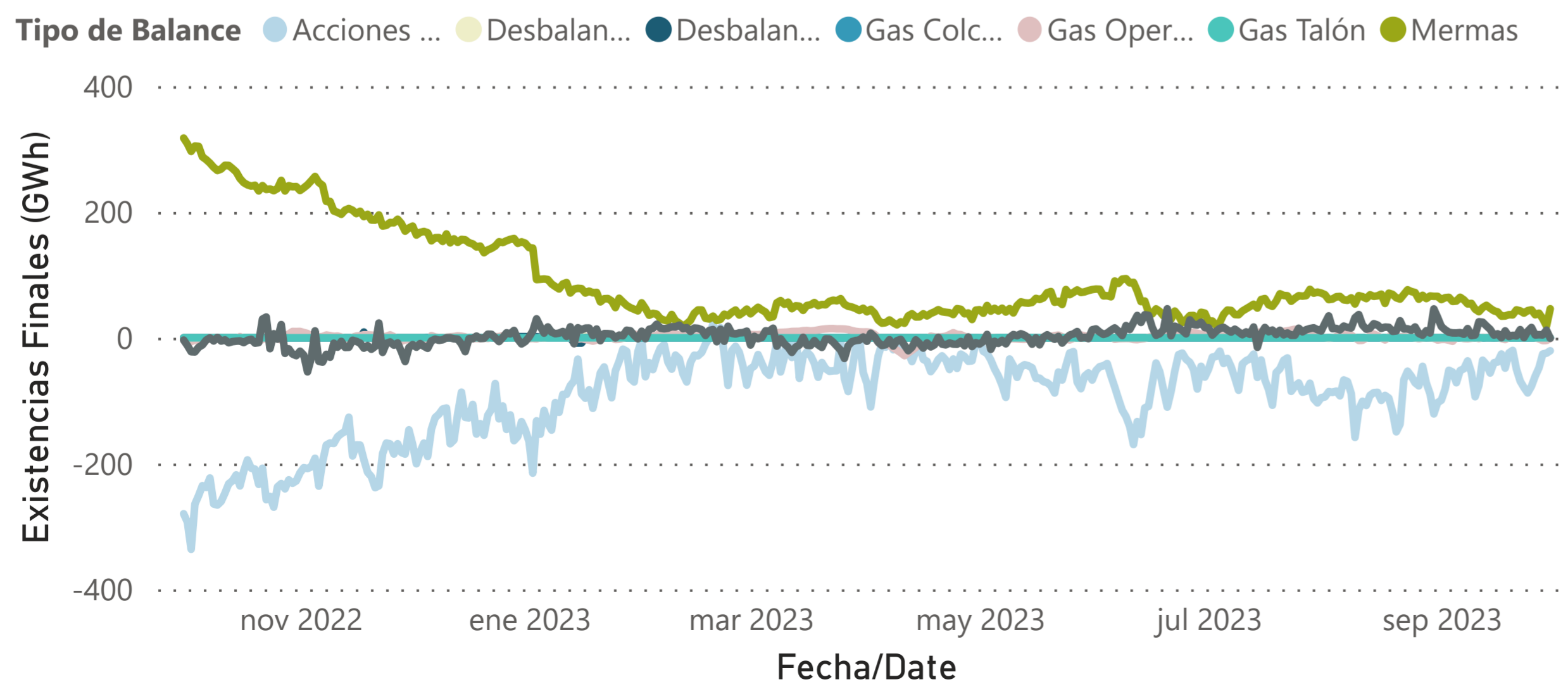


Evolución Cuentas GTS en PVB 2023. GTS Accounts evolution in PVB 2023

Total existencias cuentas GTS diario provisional en PVB (GWh) / Total daily provisional stocks monitoring in PVB (GWh)



Seguimiento provisional de existencias durante el periodo seleccionado (GWh) / Provisional stocks monitoring during the selected period (GWh)



Fecha de Gas / Gas Date	Acciones de Balance	Desbalance AVB	Desbalance TVB	Gas Colchón	Gas Operación	Gas Talón	Mermas	OBA - PVB	Total
01/09/2023	-99	0	0	0	-3	0	61	18	-23
02/09/2023	-82	0	0	0	-3	0	64	13	-8
03/09/2023	-52	0	0	0	-4	0	64	9	18
04/09/2023	-54	0	0	0	-6	0	58	8	6
05/09/2023	-72	0	0	0	1	0	58	8	-5
06/09/2023	-52	0	0	0	0	0	64	8	21
07/09/2023	-49	0	0	0	-1	0	60	6	15
08/09/2023	-37	0	0	0	-2	0	54	15	30
09/09/2023	-55	0	0	0	-1	0	55	4	2
10/09/2023	-94	0	0	0	0	0	45	4	-44
11/09/2023	-76	0	0	0	-1	0	41	25	-10
12/09/2023	-36	0	0	0	1	0	48	25	38
13/09/2023	-42	0	0	0	0	0	52	19	28
14/09/2023	-56	0	0	0	0	0	47	13	5
15/09/2023	-40	0	0	0	1	0	43	4	8
16/09/2023	-38	0	0	0	0	0	41	6	9
17/09/2023	-26	0	0	0	-1	0	34	0	8
18/09/2023	-48	0	0	0	-3	0	35	11	-5
19/09/2023	-24	0	0	0	1	0	37	2	16
20/09/2023	-20	0	0	0	1	0	36	4	21
21/09/2023	-50	0	0	0	1	0	44	3	-1
22/09/2023	-69	0	0	0	1	0	43	13	-12
23/09/2023	-79	0	0	0	0	0	39	0	-40
24/09/2023	-88	0	0	0	2	0	43	10	-32
25/09/2023	-77	0	0	0	2	0	44	16	-14
26/09/2023	-61	0	0	0	0	0	37	4	-20
27/09/2023	-48	0	0	0	-2	0	39	5	-5
28/09/2023	-26	0	0	0	-4	0	30	5	5
29/09/2023	-24	0	0	0	-4	0	19	12	2
30/09/2023	-21	0	0	0	-1	0	46	-1	24