

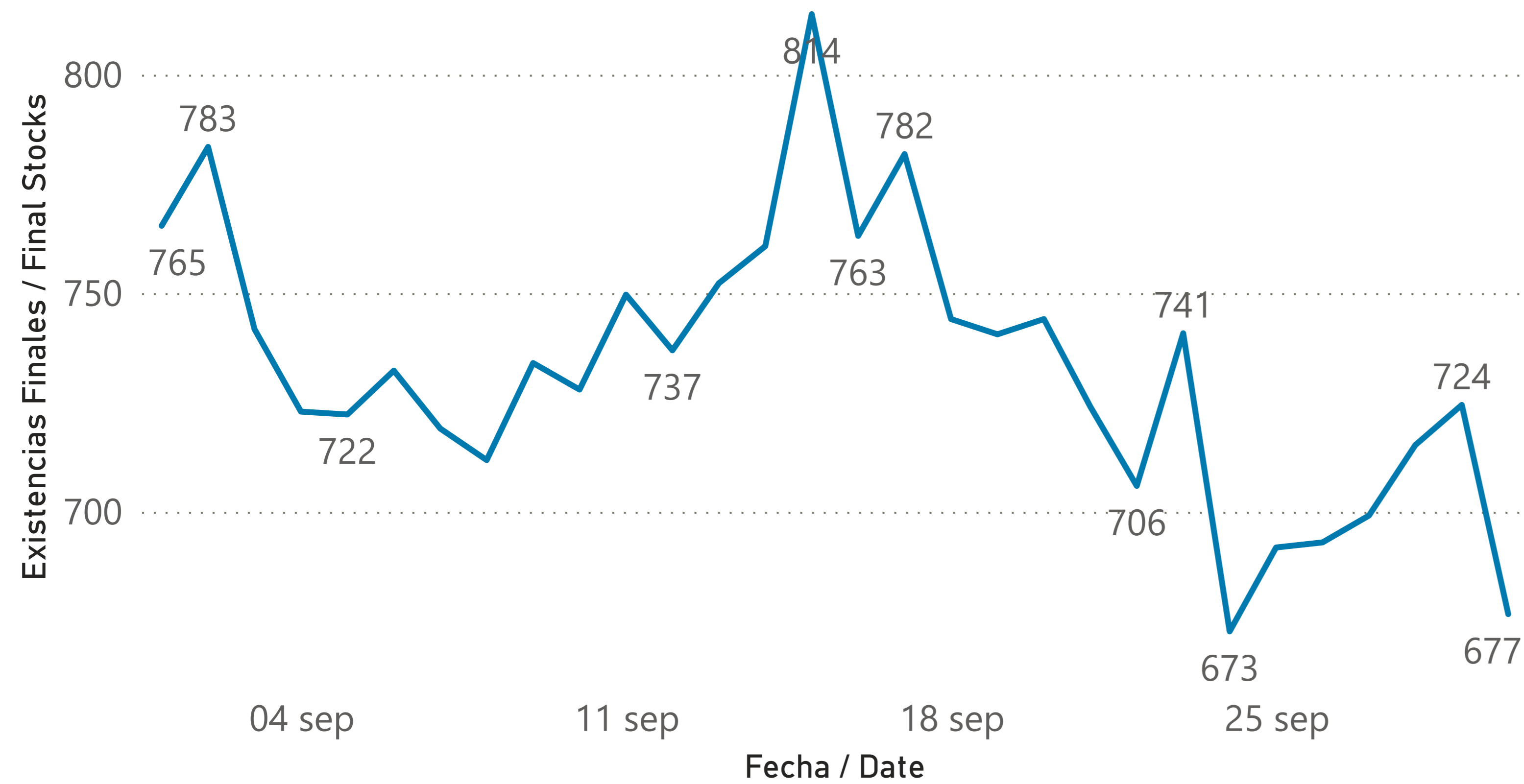


Informe de Seguimiento de cuentas GTS / GTS Accounts Tracking Report

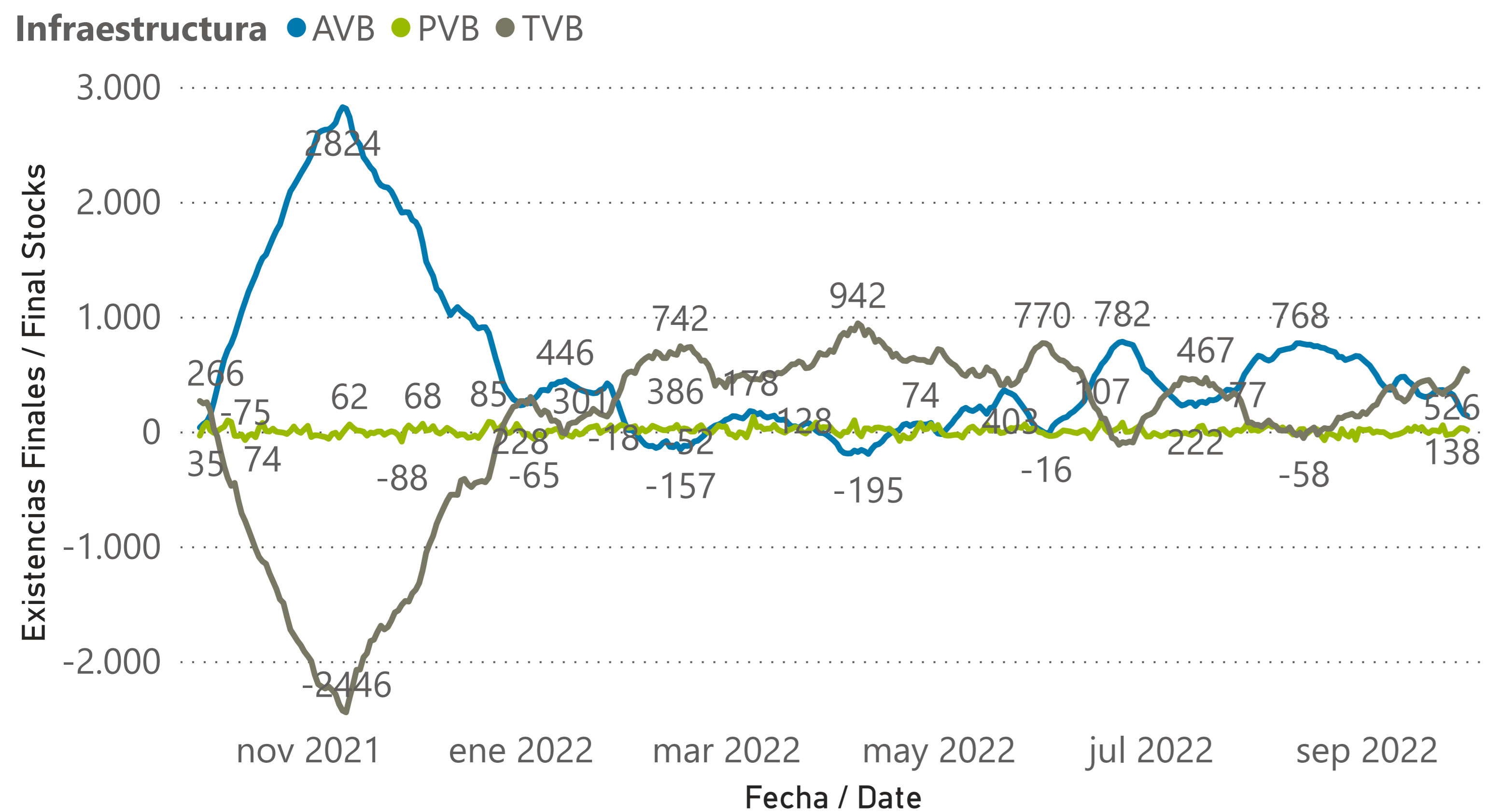
03/10/2022



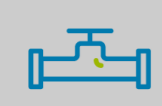
Total existencias cuentas GTS diario provisional / Total daily provisional stocks monitoring



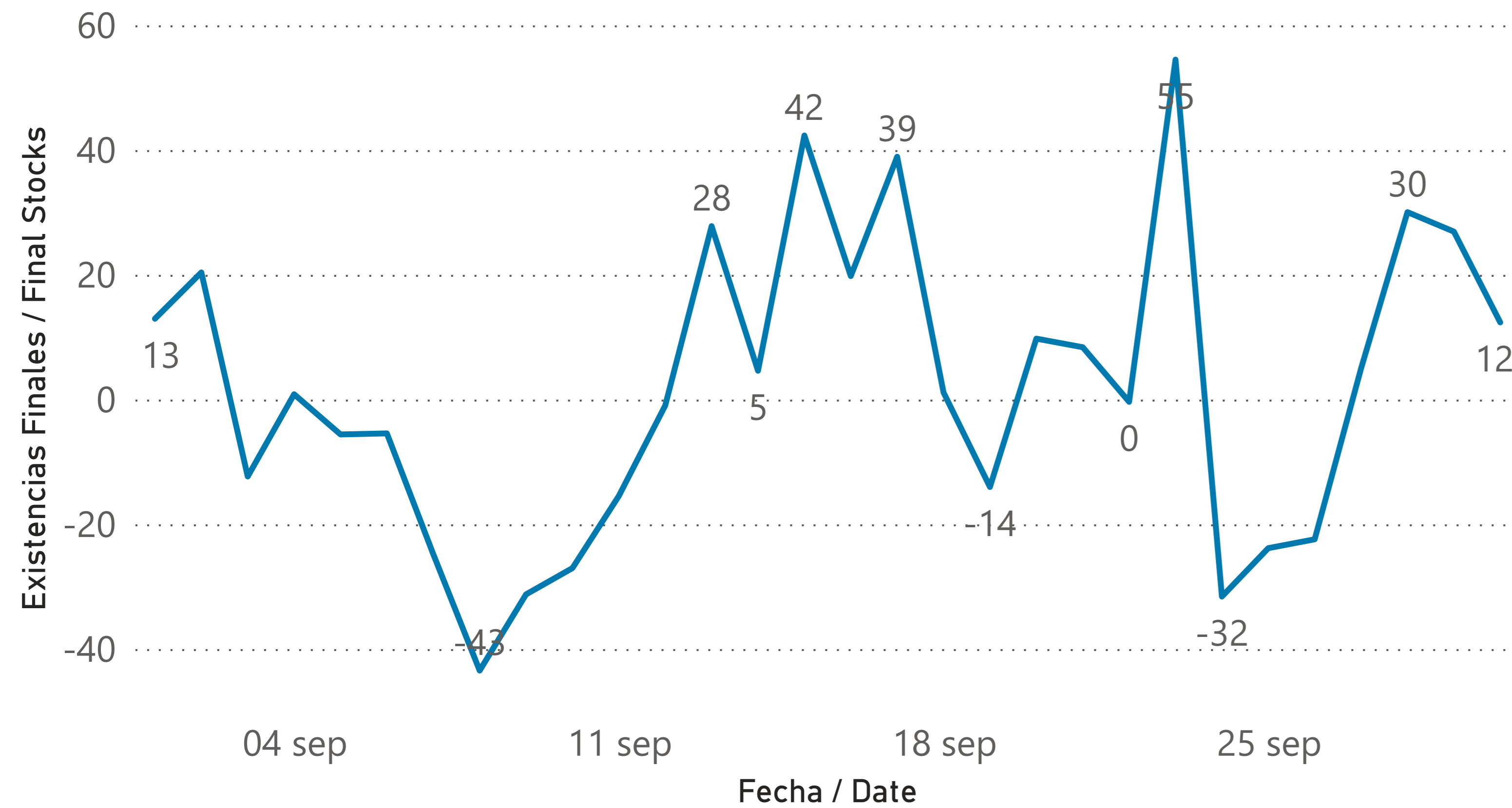
Seguimiento de existencias por infraestructura / Provisional stocks mooring by infrastructure



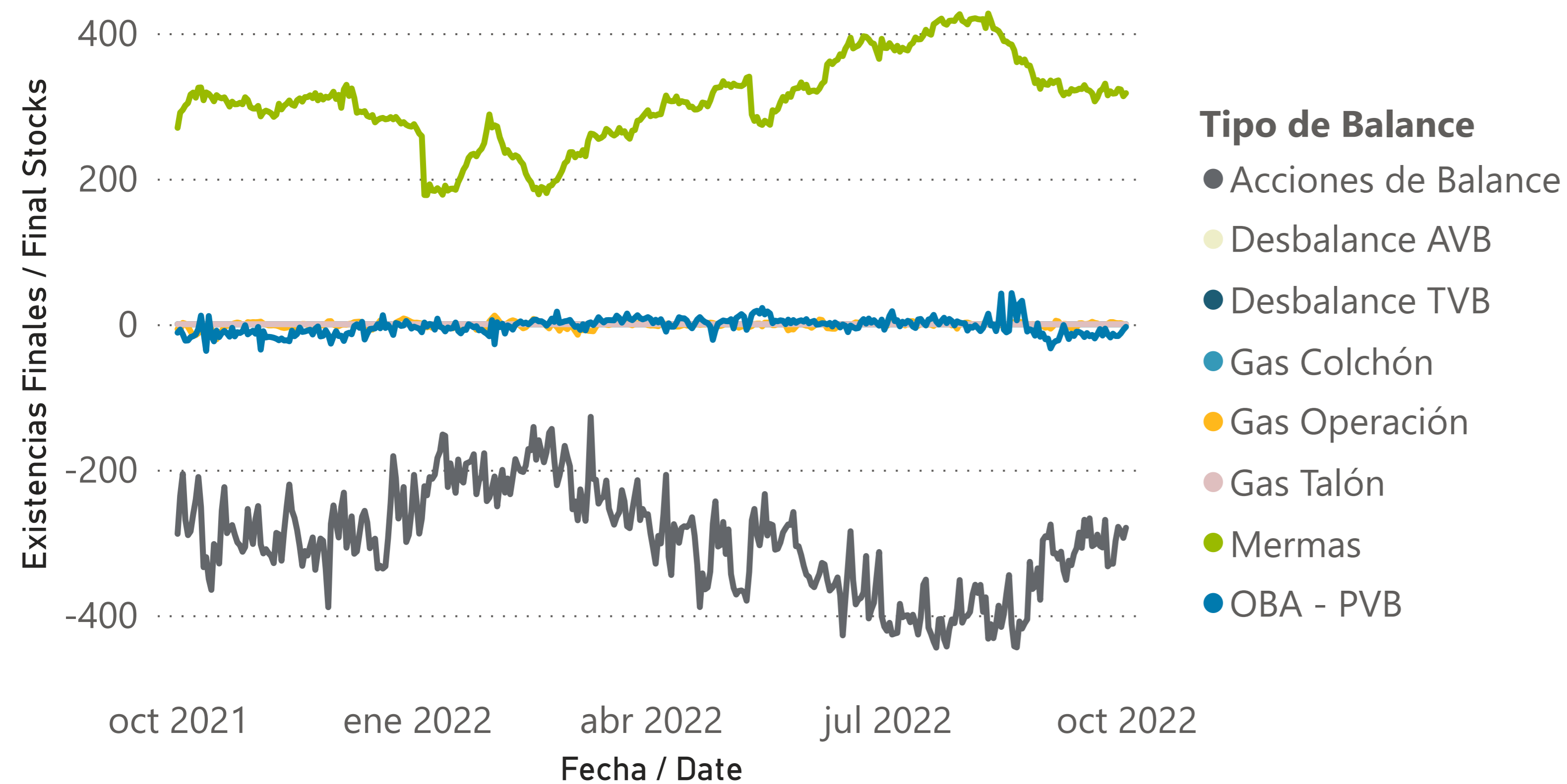
Fecha de Gas / Gas Date	AVB	PVB	TVB	Total
01/09/2022	601	13	151	765
02/09/2022	575	20	188	783
03/09/2022	532	-12	222	742
04/09/2022	488	1	234	723
05/09/2022	432	-6	296	722
06/09/2022	398	-5	340	732
07/09/2022	366	-25	378	719
08/09/2022	363	-43	392	712
09/09/2022	401	-31	364	734
10/09/2022	455	-27	300	728
11/09/2022	475	-15	290	750
12/09/2022	477	-1	261	737
13/09/2022	437	28	287	752
14/09/2022	415	5	341	761
15/09/2022	379	42	392	814
16/09/2022	324	20	420	763
17/09/2022	309	39	434	782
18/09/2022	300	1	443	744
19/09/2022	306	-14	449	741
20/09/2022	327	10	408	744
21/09/2022	355	8	360	724
22/09/2022	360	0	347	706
23/09/2022	361	55	325	741
24/09/2022	345	-32	359	673
25/09/2022	338	-24	378	692
26/09/2022	318	-22	398	693
27/09/2022	265	5	429	699
28/09/2022	197	30	488	715
29/09/2022	152	27	546	724
30/09/2022	138	12	526	677



Total existencias cuentas GTS diario provisional en PVB / Total daily provisional stocks monitoring in PVB

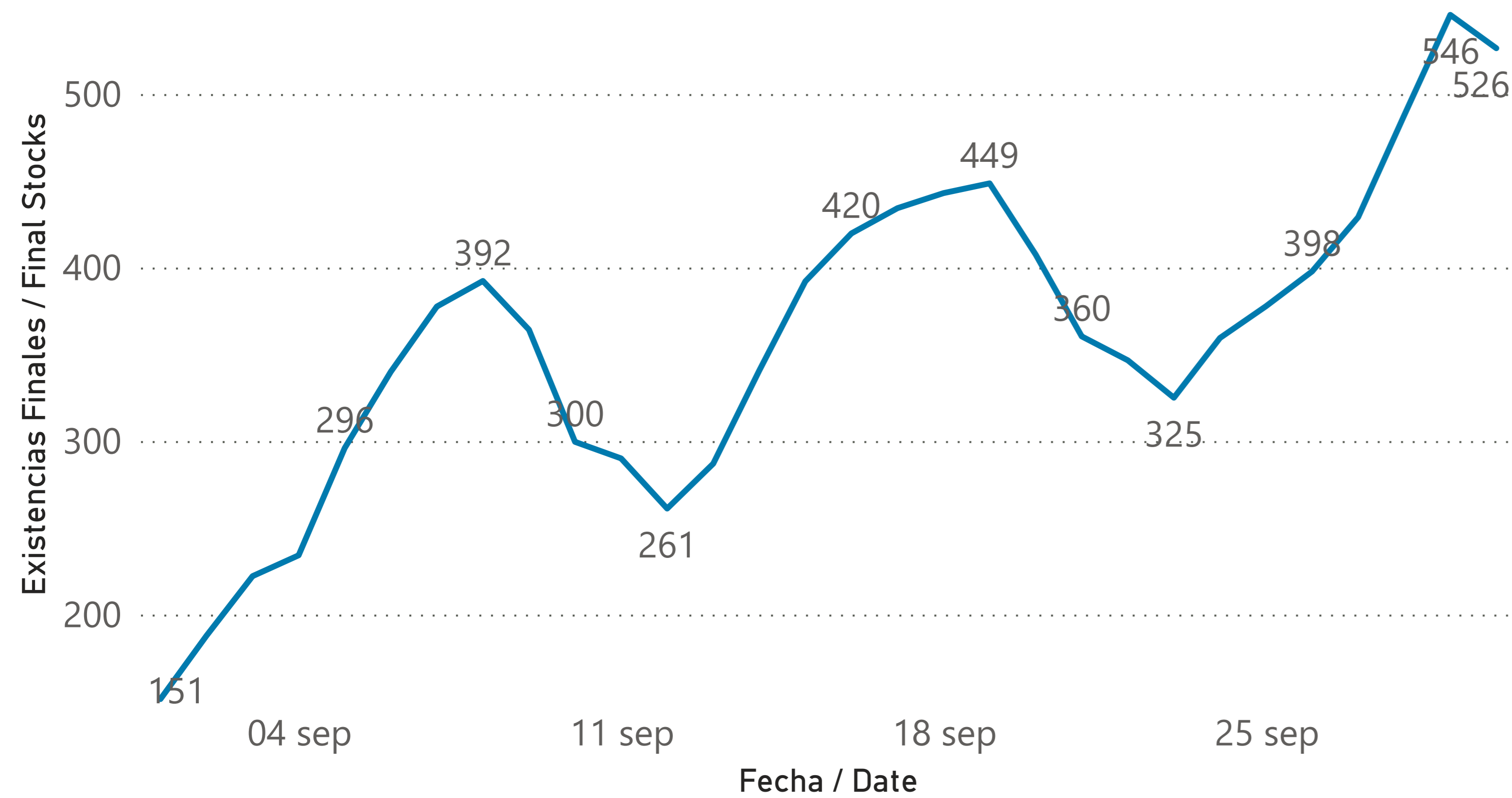


Seguimiento provisional de existencias / Provisional stocks monitoring



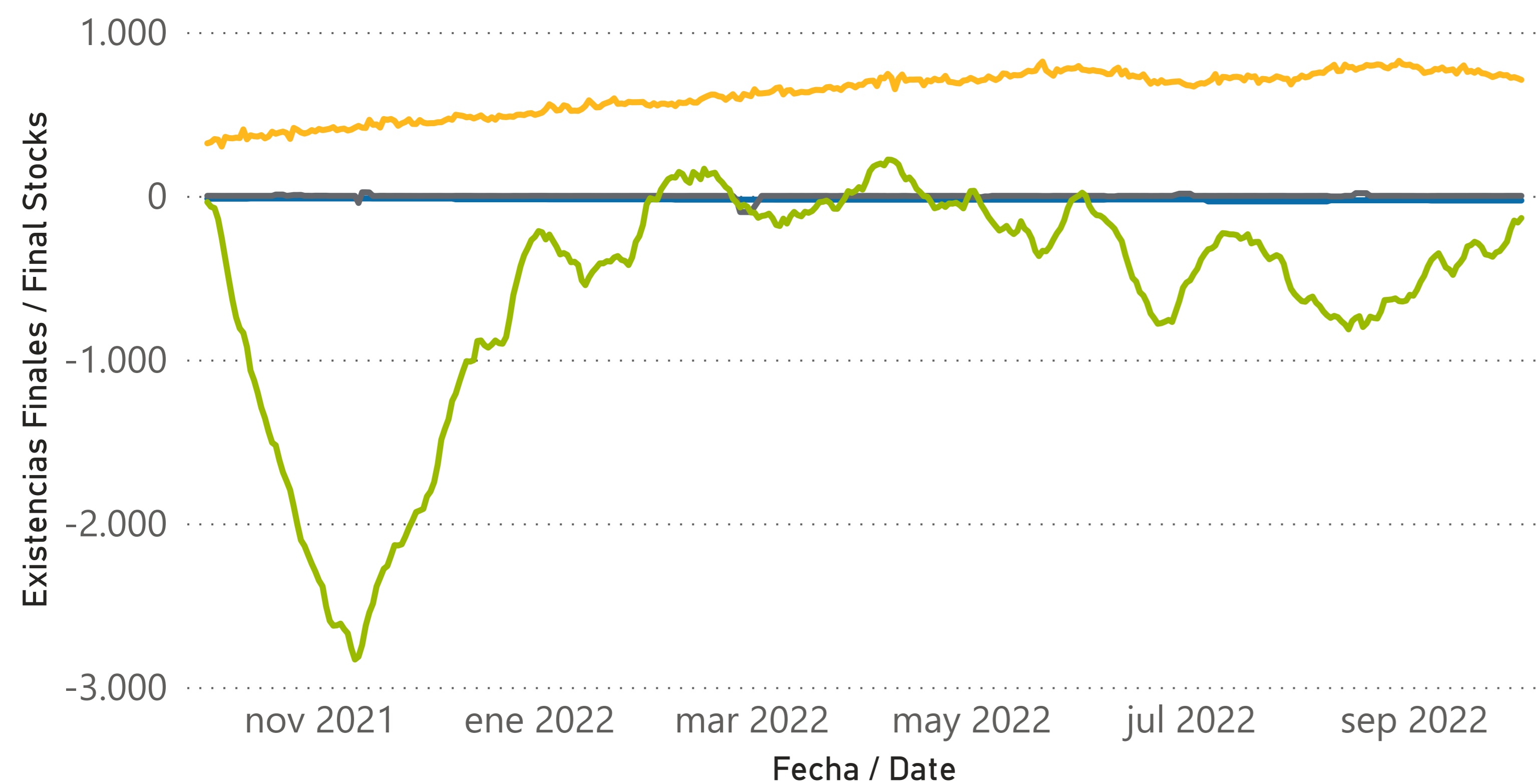
Fecha de Gas / Gas Date	Acciones de Balance	Desbalance AVB	Desbalance TVB	Gas Colchón	Gas Operación	Gas Talón	Mermas	OBA - PVB	Total
01/09/2022	-293	0	0	0	-4	0	329	-20	13
02/09/2022	-275	0	0	0	-6	0	335	-33	20
03/09/2022	-315	0	0	0	-3	0	331	-26	-12
04/09/2022	-315	0	0	0	5	0	334	-23	1
05/09/2022	-322	0	0	0	4	0	335	-22	-6
06/09/2022	-313	0	0	0	-1	0	320	-12	-5
07/09/2022	-339	0	0	0	0	0	315	-1	-25
08/09/2022	-351	0	0	0	0	0	319	-11	-43
09/09/2022	-325	0	0	0	-3	0	317	-20	-31
10/09/2022	-331	0	0	0	-6	0	323	-13	-27
11/09/2022	-316	0	0	0	-5	0	321	-16	-15
12/09/2022	-308	0	0	0	-5	0	322	-10	-1
13/09/2022	-286	0	0	0	1	0	324	-11	28
14/09/2022	-307	0	0	0	1	0	323	-13	5
15/09/2022	-269	0	0	0	0	0	329	-18	42
16/09/2022	-291	0	0	0	0	0	322	-12	20
17/09/2022	-267	0	0	0	1	0	321	-17	39
18/09/2022	-305	0	0	0	3	0	318	-15	1
19/09/2022	-303	0	0	0	2	0	306	-20	-14
20/09/2022	-289	0	0	0	1	0	312	-14	10
21/09/2022	-305	0	0	0	-1	0	321	-7	8
22/09/2022	-307	0	0	0	-1	0	323	-16	0
23/09/2022	-269	0	0	0	-1	0	331	-6	55
24/09/2022	-333	0	0	0	1	0	315	-14	-32
25/09/2022	-329	0	0	0	3	0	320	-18	-24
26/09/2022	-329	0	0	0	3	0	317	-13	-22
27/09/2022	-298	0	0	0	2	0	317	-16	5
28/09/2022	-279	0	0	0	1	0	324	-16	30
29/09/2022	-284	0	0	0	1	0	323	-13	27
30/09/2022	-294	0	0	0	0	0	313	-8	12

Total existencias cuentas GTS diario provisional en TVB / Total daily provisional stocks monitoring in TVB



Seguimiento provisional de existencias / Provisional stocks monitoring

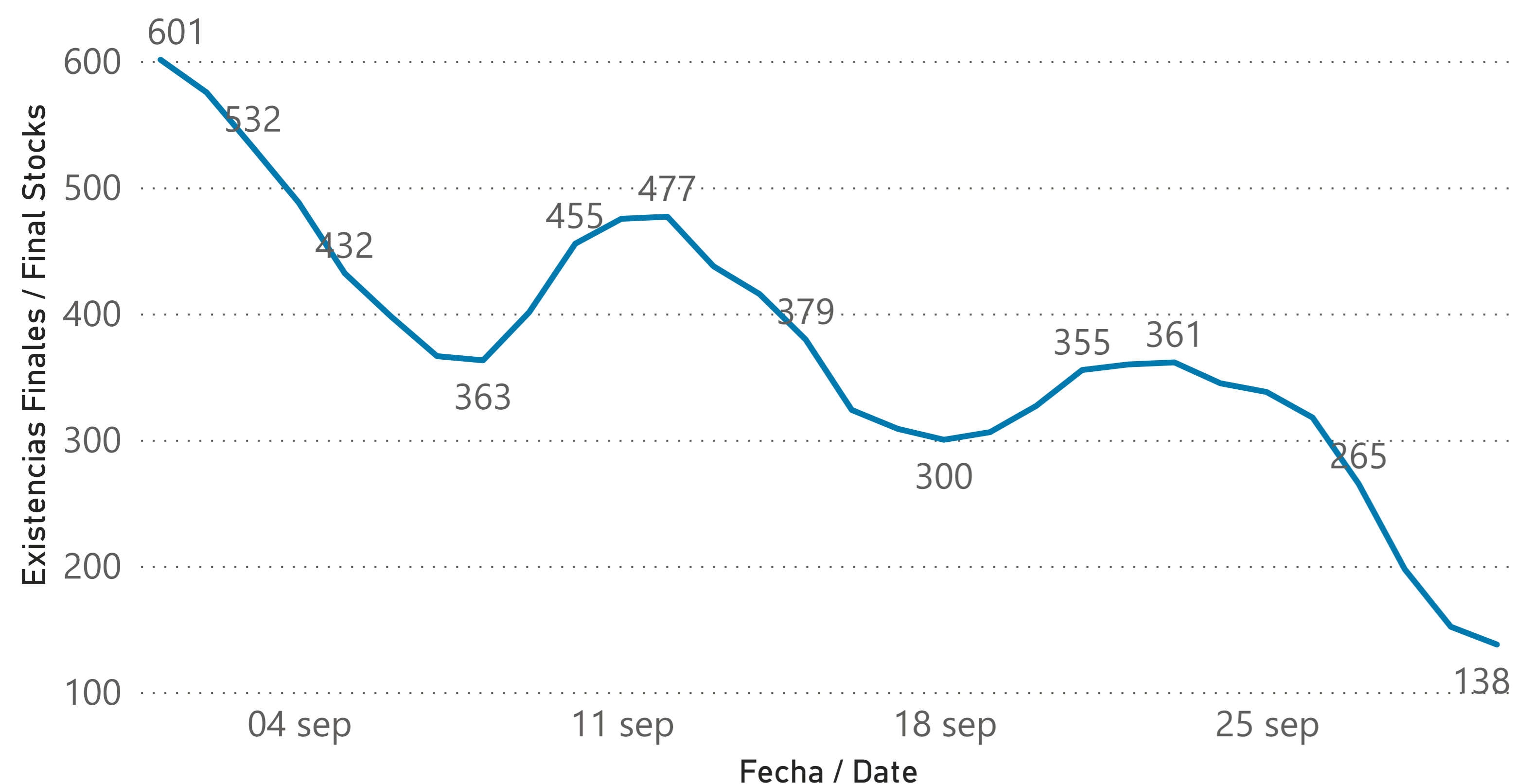
Tipo de Balance ● Correcciones en TVB ● Desbalance en TVB ● Mermas ● OBA



Fecha de Gas / Gas Date	Correcciones en TVB	Desbalance en TVB	Mermas	OBA	Total
01/09/2022	-27	0	788	-610	151
02/09/2022	-27	-1	789	-574	188
03/09/2022	-27	-1	775	-525	222
04/09/2022	-27	-1	750	-489	234
05/09/2022	-27	-1	756	-432	296
06/09/2022	-28	0	760	-391	340
07/09/2022	-28	0	775	-369	378
08/09/2022	-28	0	771	-351	392
09/09/2022	-28	0	784	-391	364
10/09/2022	-28	0	765	-437	300
11/09/2022	-28	0	768	-449	290
12/09/2022	-28	0	772	-482	261
13/09/2022	-28	0	747	-431	287
14/09/2022	-28	0	777	-407	341
15/09/2022	-28	0	797	-376	392
16/09/2022	-28	0	757	-309	420
17/09/2022	-28	0	763	-301	434
18/09/2022	-28	0	752	-281	443
19/09/2022	-28	0	768	-290	449
20/09/2022	-28	0	749	-313	408
21/09/2022	-28	0	746	-358	360
22/09/2022	-28	0	737	-362	347
23/09/2022	-28	0	726	-372	325
24/09/2022	-28	0	733	-345	359
25/09/2022	-28	0	744	-337	378
26/09/2022	-28	0	736	-309	398
27/09/2022	-28	0	737	-280	429
28/09/2022	-28	0	721	-205	488
29/09/2022	-28	0	725	-151	546
30/09/2022	-28	0	718	-163	526

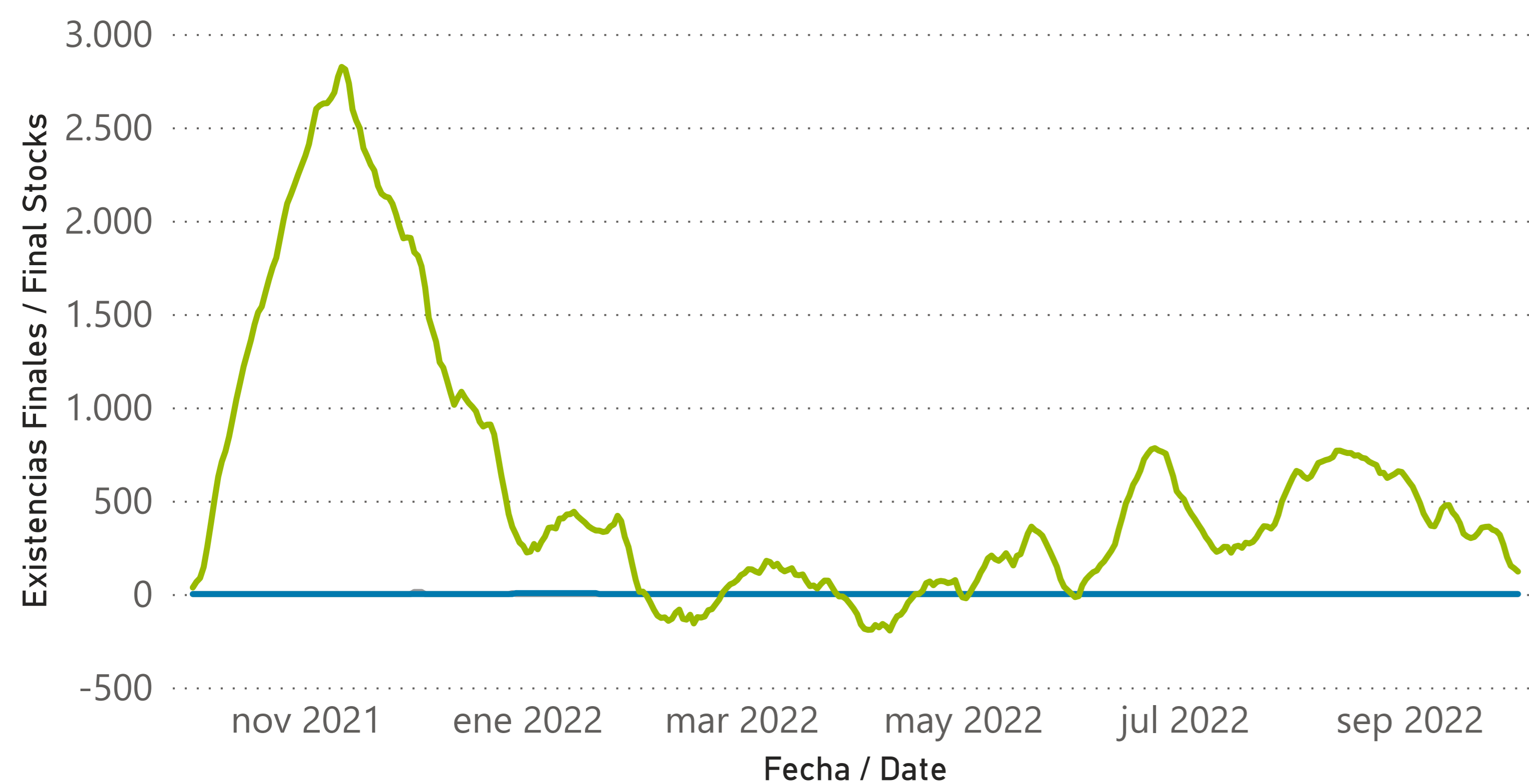


Total existencias cuentas GTS diario provisional en AVB / Total daily provisional stocks monitoring in AVB



Seguimiento provisional de existencias / Provisional stocks monitoring

Tipo de Balance ● Desbalance en AVB ● Mermas ● OBA



Fecha de Gas / Gas Date	Desbalance en AVB	Mermas	OBA	Total
01/09/2022	0	0	601	601
02/09/2022	0	0	575	575
03/09/2022	0	0	532	532
04/09/2022	0	0	488	488
05/09/2022	0	0	432	432
06/09/2022	0	0	398	398
07/09/2022	0	0	366	366
08/09/2022	0	0	363	363
09/09/2022	0	0	401	401
10/09/2022	0	0	455	455
11/09/2022	0	0	475	475
12/09/2022	0	0	477	477
13/09/2022	0	0	437	437
14/09/2022	0	0	415	415
15/09/2022	0	0	379	379
16/09/2022	0	0	324	324
17/09/2022	0	0	309	309
18/09/2022	0	0	300	300
19/09/2022	0	0	306	306
20/09/2022	0	0	327	327
21/09/2022	0	0	355	355
22/09/2022	0	0	360	360
23/09/2022	0	0	361	361
24/09/2022	0	0	345	345
25/09/2022	0	0	338	338
26/09/2022	0	0	318	318
27/09/2022	0	0	265	265
28/09/2022	0	0	197	197
29/09/2022	0	0	152	152
30/09/2022	0	0	138	138