



**Informe de Seguimiento de  
cuentas GTS / GTS Accounts  
Tracking Report**

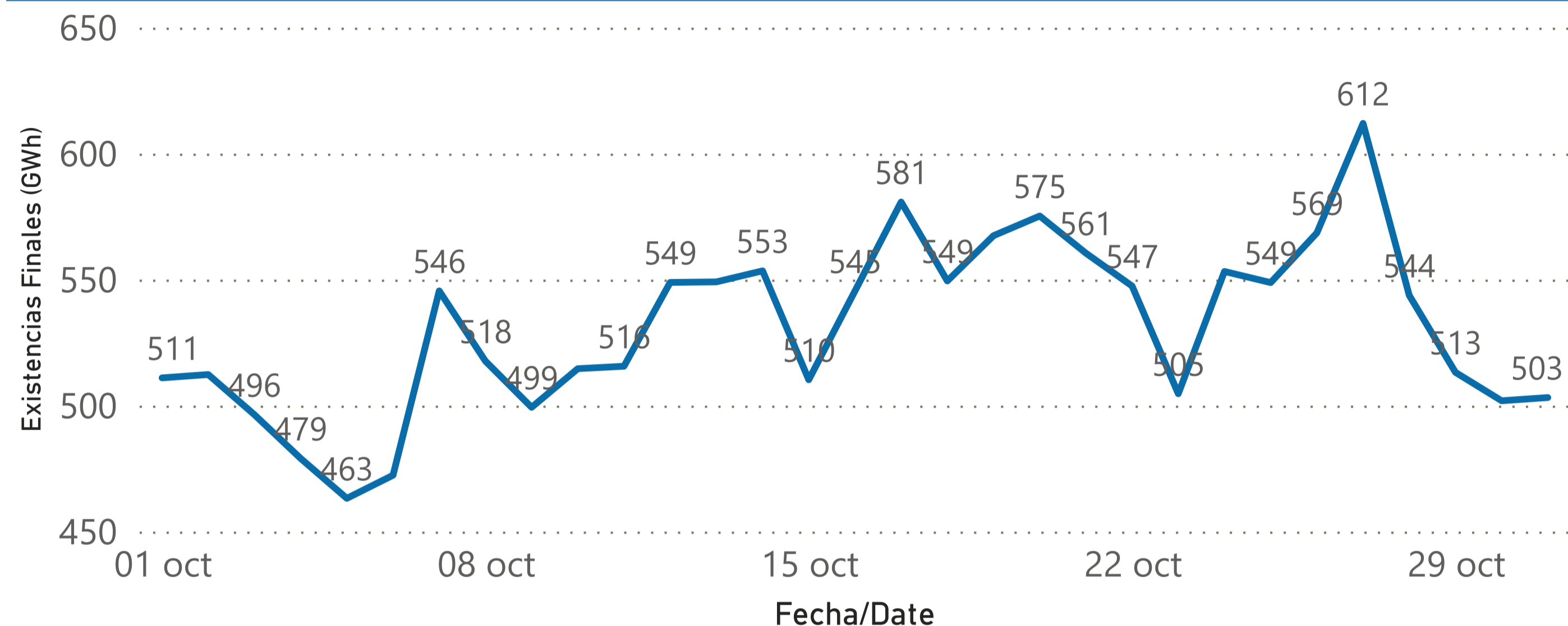
03/11/2023



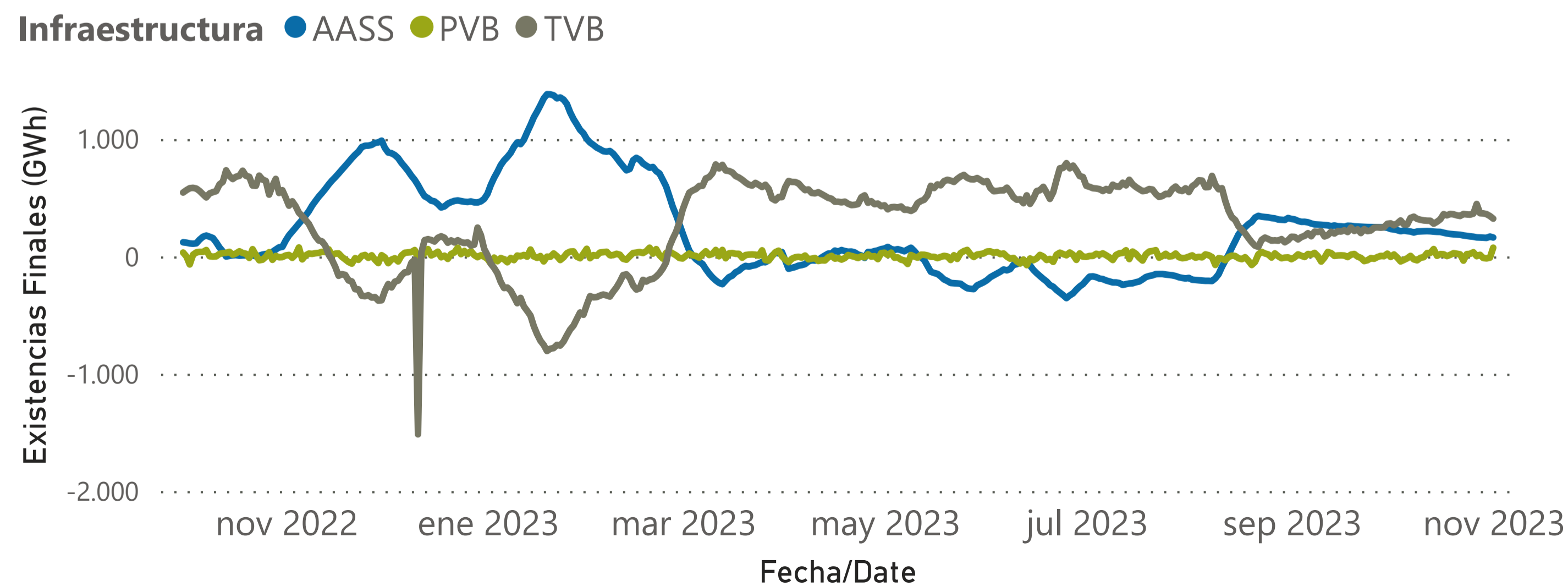


# Evolución Cuentas GTS 2023. GTS Accounts evolution 2023

## Total existencias cuentas GTS diario provisional (GWh) / Total daily provisional stocks monitoring (GWh)



## Seguimiento de existencias por infraestructura durante el periodo seleccionado (GWh) / Provisional stocks monitoring by infrastructure during the selected period (GWh)

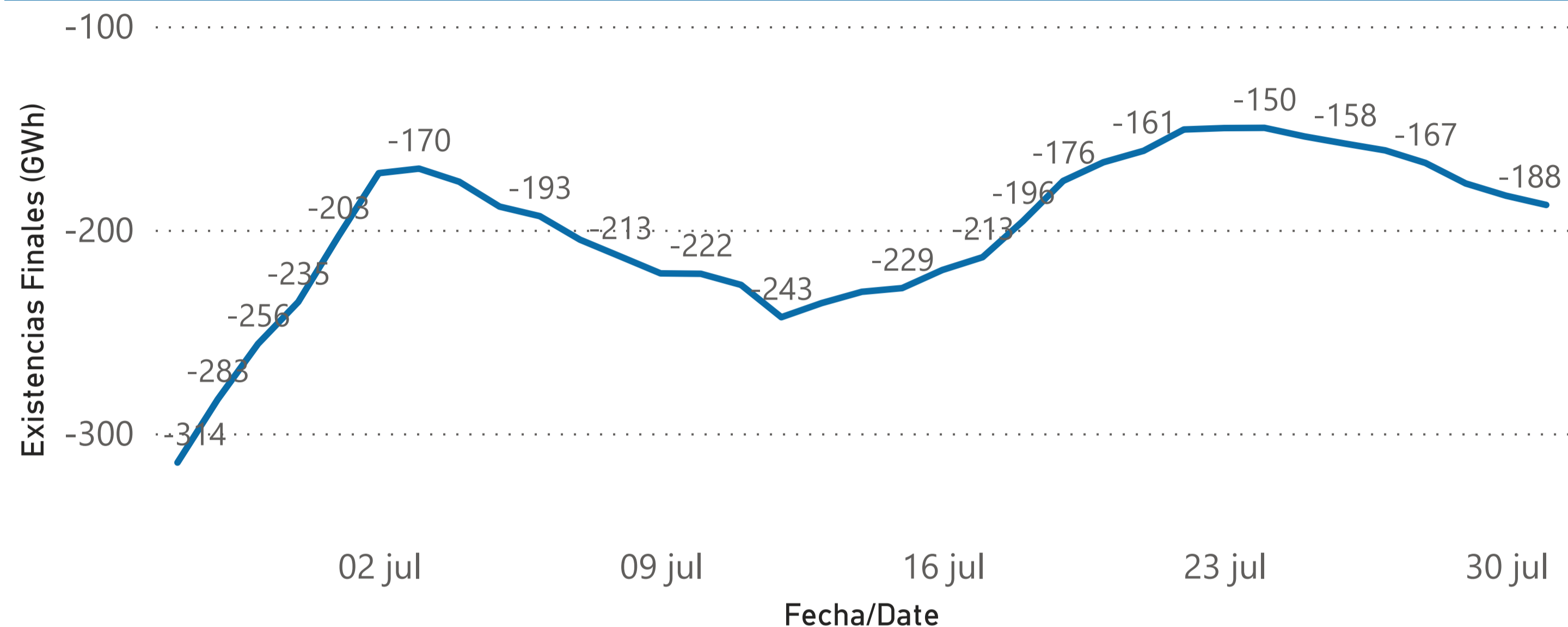


Fecha de Gas / Gas Date	AASS	PVB	TVB	Total
01/10/2023	234	-5	282	<b>511</b>
02/10/2023	230	17	266	<b>512</b>
03/10/2023	224	-10	282	<b>496</b>
04/10/2023	215	-43	307	<b>479</b>
05/10/2023	220	-30	273	<b>463</b>
06/10/2023	216	-16	273	<b>472</b>
07/10/2023	212	5	328	<b>546</b>
08/10/2023	204	-25	339	<b>518</b>
09/10/2023	212	-33	320	<b>499</b>
10/10/2023	214	-12	313	<b>515</b>
11/10/2023	215	-6	307	<b>516</b>
12/10/2023	216	28	305	<b>549</b>
13/10/2023	215	30	304	<b>549</b>
14/10/2023	212	63	279	<b>553</b>
15/10/2023	210	5	295	<b>510</b>
16/10/2023	209	20	316	<b>545</b>
17/10/2023	202	19	360	<b>581</b>
18/10/2023	196	3	351	<b>549</b>
19/10/2023	192	14	362	<b>567</b>
20/10/2023	189	28	359	<b>575</b>
21/10/2023	187	23	350	<b>561</b>
22/10/2023	185	18	345	<b>547</b>
23/10/2023	179	-36	362	<b>505</b>
24/10/2023	175	20	358	<b>553</b>
25/10/2023	171	22	356	<b>549</b>
26/10/2023	168	36	365	<b>569</b>
27/10/2023	162	2	447	<b>612</b>
28/10/2023	161	14	369	<b>544</b>
29/10/2023	160	-14	367	<b>513</b>
30/10/2023	158	-16	360	<b>502</b>
31/10/2023	169	-11	344	<b>503</b>

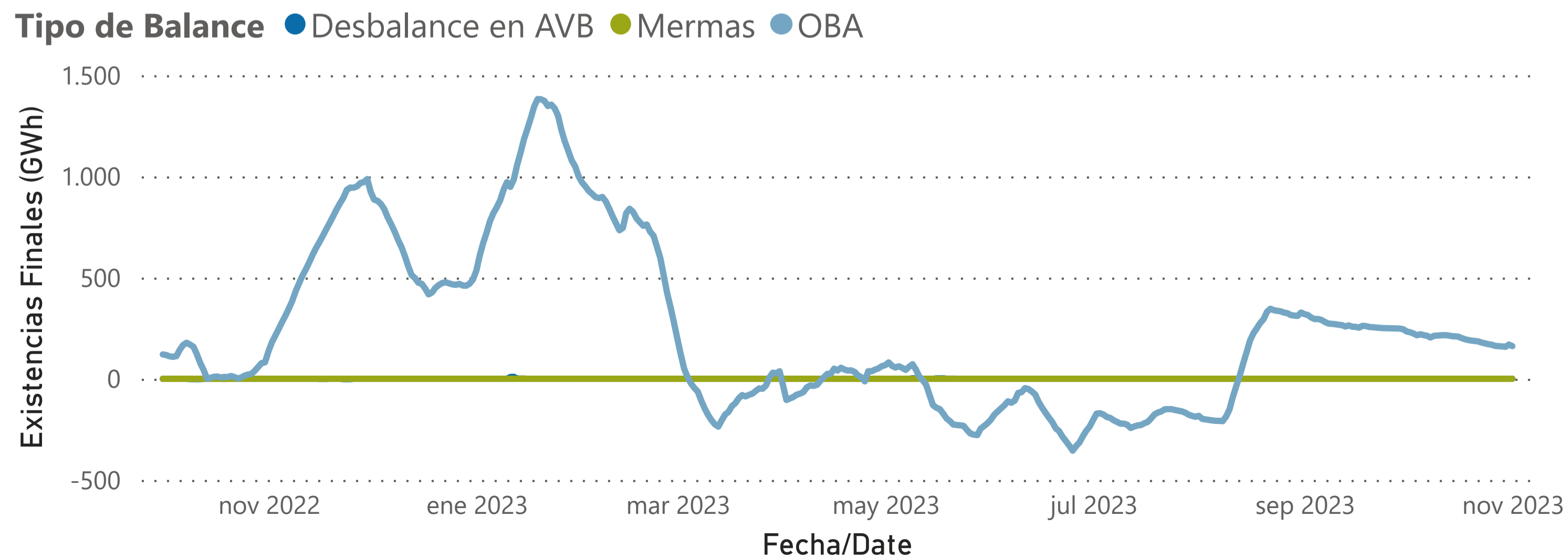
# Evolución Cuentas GTS en AVB 2023. GTS Accounts evolution in AVB 2023



## Total existencias cuentas GTS diario provisional en AVB (GWh) / Total daily provisional stocks monitoring in AVB (GWh)



## Seguimiento provisional de existencias durante el periodo seleccionado (GWh) / Provisional stocks monitoring during the selected period (GWh)



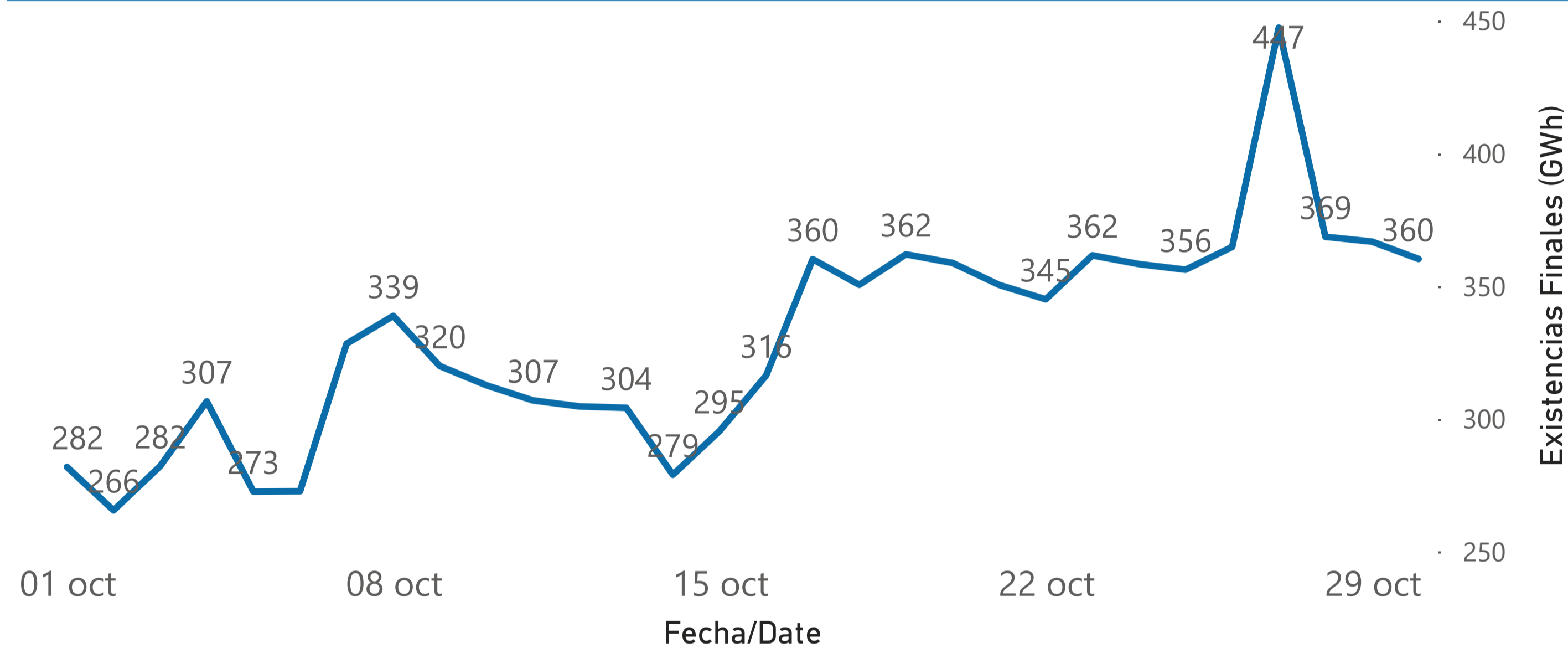
Fecha de Gas / Gas Date	Desbalance en AVB	Mermas	OBA	Total
01/10/2023	0	0	234	<b>234</b>
02/10/2023	0	0	230	<b>230</b>
03/10/2023	0	0	224	<b>224</b>
04/10/2023	0	0	215	<b>215</b>
05/10/2023	0	0	220	<b>220</b>
06/10/2023	0	0	216	<b>216</b>
07/10/2023	0	0	212	<b>212</b>
08/10/2023	0	0	204	<b>204</b>
09/10/2023	0	0	212	<b>212</b>
10/10/2023	0	0	214	<b>214</b>
11/10/2023	0	0	215	<b>215</b>
12/10/2023	0	0	216	<b>216</b>
13/10/2023	0	0	215	<b>215</b>
14/10/2023	0	0	212	<b>212</b>
15/10/2023	0	0	210	<b>210</b>
16/10/2023	0	0	209	<b>209</b>
17/10/2023	0	0	202	<b>202</b>
18/10/2023	0	0	196	<b>196</b>
19/10/2023	0	0	192	<b>192</b>
20/10/2023	0	0	189	<b>189</b>
21/10/2023	0	0	187	<b>187</b>
22/10/2023	0	0	185	<b>185</b>
23/10/2023	0	0	179	<b>179</b>
24/10/2023	0	0	175	<b>175</b>
25/10/2023	0	0	171	<b>171</b>
26/10/2023	0	0	168	<b>168</b>
27/10/2023	0	0	162	<b>162</b>
28/10/2023	0	0	161	<b>161</b>
29/10/2023	0	0	160	<b>160</b>
30/10/2023	0	0	158	<b>158</b>
31/10/2023	0	0	169	<b>169</b>



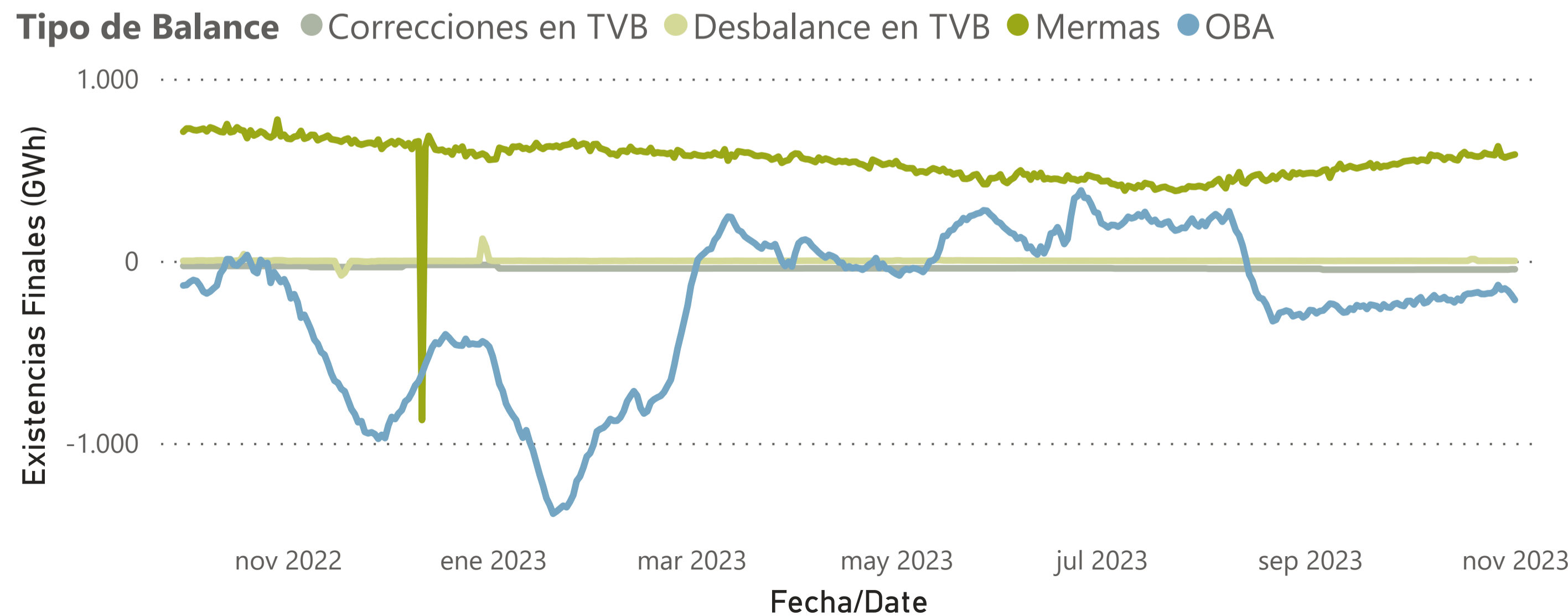
# Evolución Cuentas GTS en TVB 2023. GTS Accounts evolution in TVB 2023



## Total existencias cuentas GTS diario provisional en TVB (GWh) / Total daily provisional stocks monitoring in TVB (GWh)



## Seguimiento provisional de existencias durante el periodo seleccionado (GWh) / Provisional stocks monitoring during the selected period (GWh)

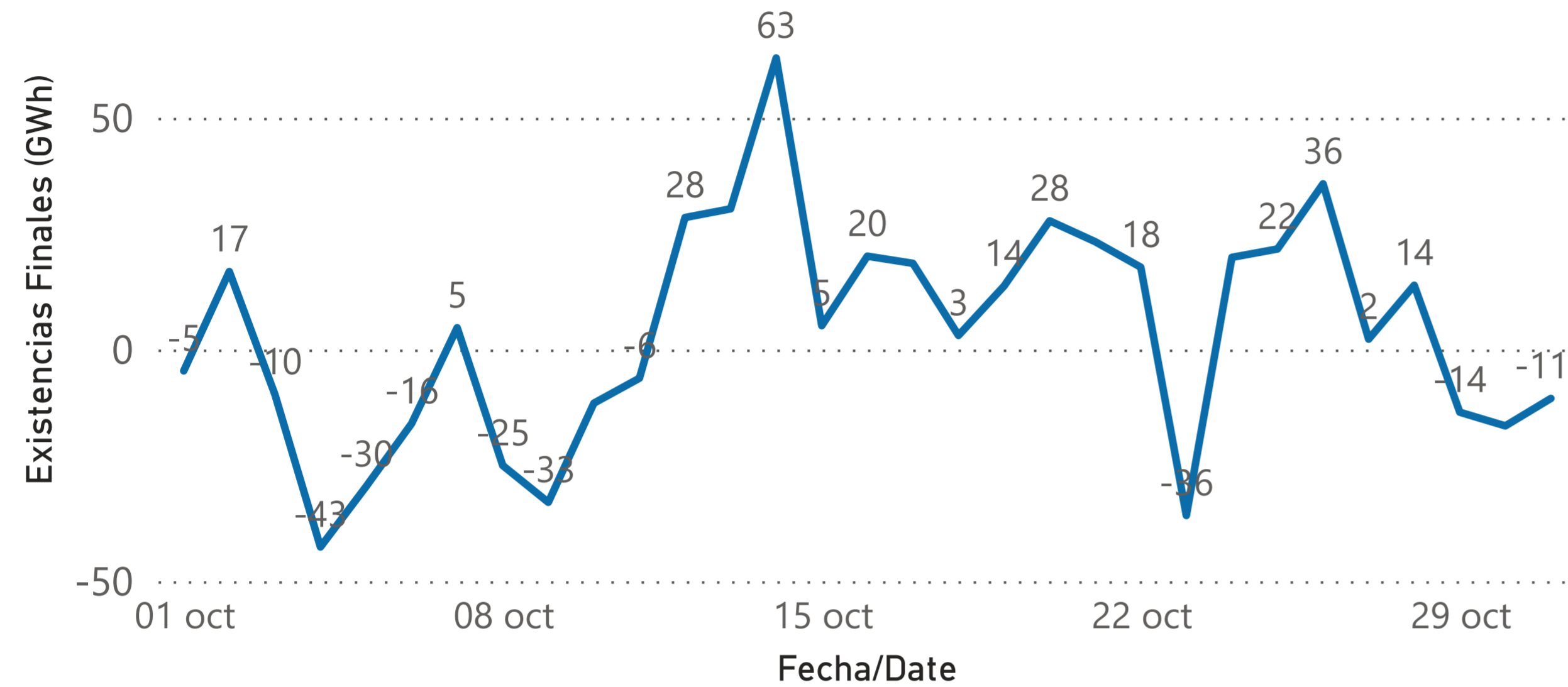


Fecha de Gas / Gas Date	Correcciones en TVB	Desbalance en TVB	Mermas	OBA	Total
01/10/2023	-49	0	551	-220	<b>282</b>
02/10/2023	-49	0	554	-240	<b>266</b>
03/10/2023	-48	0	545	-214	<b>282</b>
04/10/2023	-48	0	555	-200	<b>307</b>
05/10/2023	-48	0	554	-233	<b>273</b>
06/10/2023	-48	0	548	-227	<b>273</b>
07/10/2023	-48	0	583	-206	<b>328</b>
08/10/2023	-48	0	576	-189	<b>339</b>
09/10/2023	-48	0	578	-210	<b>320</b>
10/10/2023	-48	0	571	-210	<b>313</b>
11/10/2023	-48	0	554	-199	<b>307</b>
12/10/2023	-48	0	569	-216	<b>305</b>
13/10/2023	-48	0	568	-215	<b>304</b>
14/10/2023	-48	0	556	-229	<b>279</b>
15/10/2023	-48	0	552	-208	<b>295</b>
16/10/2023	-48	0	583	-218	<b>316</b>
17/10/2023	-48	0	597	-189	<b>360</b>
18/10/2023	-48	0	579	-180	<b>351</b>
19/10/2023	-48	10	581	-180	<b>362</b>
20/10/2023	-48	9	574	-176	<b>359</b>
21/10/2023	-48	0	571	-172	<b>350</b>
22/10/2023	-48	0	576	-182	<b>345</b>
23/10/2023	-48	0	593	-183	<b>362</b>
24/10/2023	-48	0	585	-179	<b>358</b>
25/10/2023	-48	0	583	-178	<b>356</b>
26/10/2023	-48	0	580	-167	<b>365</b>
27/10/2023	-48	0	629	-133	<b>447</b>
28/10/2023	-48	0	576	-159	<b>369</b>
29/10/2023	-48	0	567	-151	<b>367</b>
30/10/2023	-48	0	573	-165	<b>360</b>
31/10/2023	-46	0	579	-188	<b>344</b>

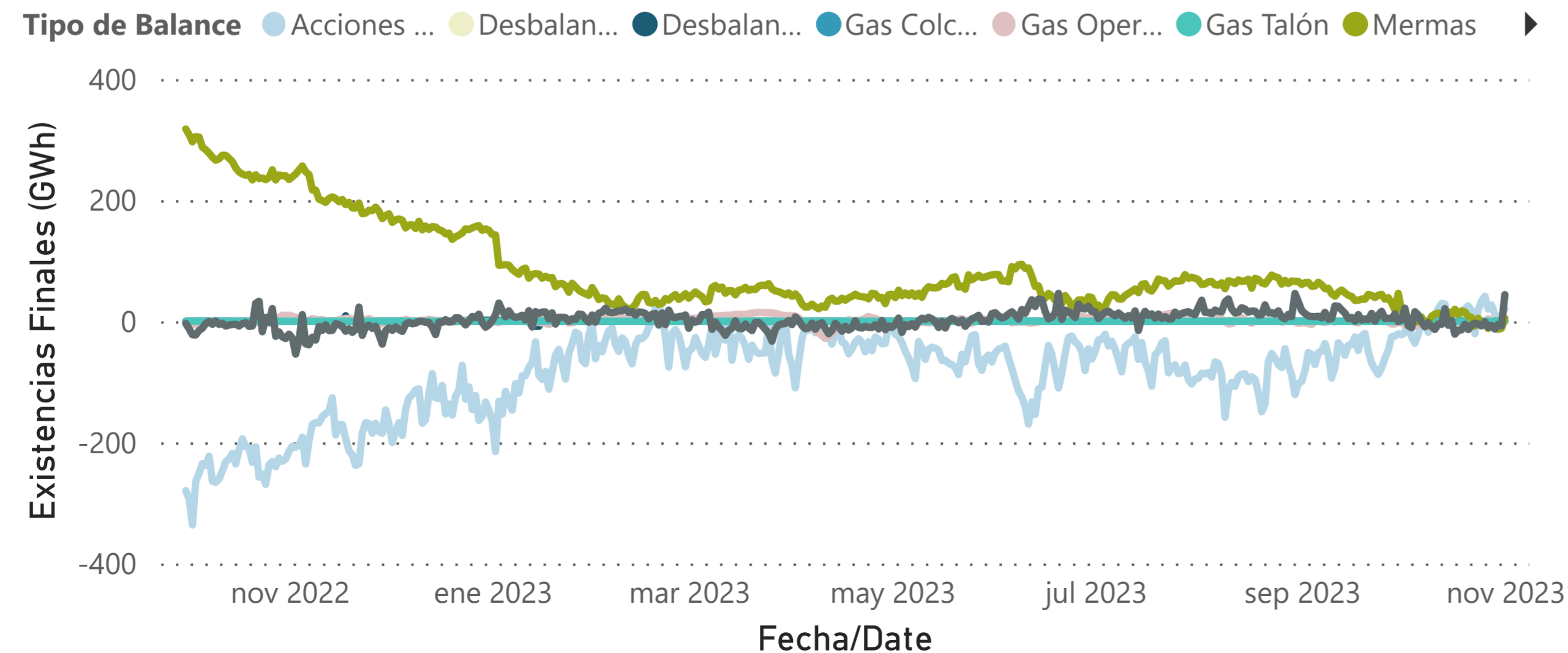


# Evolución Cuentas GTS en PVB 2023. GTS Accounts evolution in PVB 2023

**Total existencias cuentas GTS diario provisional en PVB (GWh) / Total daily provisional stocks monitoring in PVB (GWh)**



**Seguimiento provisional de existencias durante el periodo seleccionado (GWh) / Provisional stocks monitoring during the selected period (GWh)**



Fecha de Gas / Gas Date	Acciones de Balance	Desbalance AVB	Desbalance TVB	Gas Colchón	Gas Operación	Gas Talón	Mermas	OBA - PVB	Total
01/10/2023	-22	0	0	0	-3	0	17	3	-5
02/10/2023	-19	0	0	0	-5	0	19	22	17
03/10/2023	1	0	0	0	-2	0	-1	-8	-10
04/10/2023	-26	0	0	0	-4	0	-2	-11	-43
05/10/2023	-36	0	0	0	-7	0	-2	16	-30
06/10/2023	-21	0	0	0	-6	0	1	10	-16
07/10/2023	2	0	0	0	-3	0	7	-1	5
08/10/2023	-4	0	0	0	-5	0	-7	-9	-25
09/10/2023	-18	0	0	0	-9	0	-3	-2	-33
10/10/2023	-4	0	0	0	-8	0	8	-9	-12
11/10/2023	2	0	0	0	-7	0	12	-13	-6
12/10/2023	21	0	0	0	-1	0	14	-5	28
13/10/2023	29	0	0	0	-4	0	10	-5	30
14/10/2023	28	0	0	0	3	0	10	21	63
15/10/2023	-5	0	0	0	1	0	16	-7	5
16/10/2023	11	0	0	0	-2	0	11	1	20
17/10/2023	19	0	0	0	1	0	20	-21	19
18/10/2023	8	0	0	0	-1	0	11	-15	3
19/10/2023	13	0	0	0	-3	0	17	-14	14
20/10/2023	21	0	0	0	-3	0	15	-5	28
21/10/2023	26	0	1	0	2	0	8	-14	23
22/10/2023	18	0	1	0	0	0	6	-7	18
23/10/2023	-21	0	0	0	-4	0	-8	-3	-36
24/10/2023	19	0	0	0	1	0	5	-5	20
25/10/2023	33	0	0	0	1	0	-5	-7	22
26/10/2023	41	0	0	0	-1	0	-4	-1	36
27/10/2023	20	0	0	0	4	0	-12	-10	2
28/10/2023	27	0	0	0	2	0	-8	-7	14
29/10/2023	12	0	0	0	-2	0	-11	-13	-14
30/10/2023	4	0	0	0	-2	0	-13	-5	-16
31/10/2023	9	0	0	0	0	0	-12	-7	-11