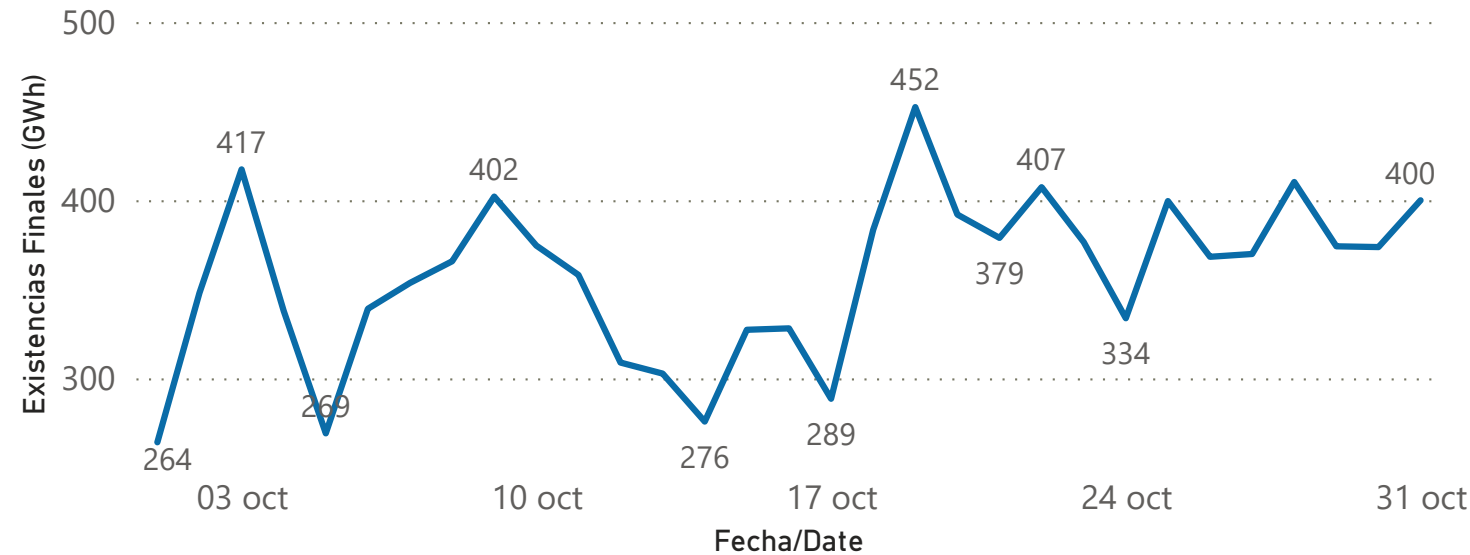




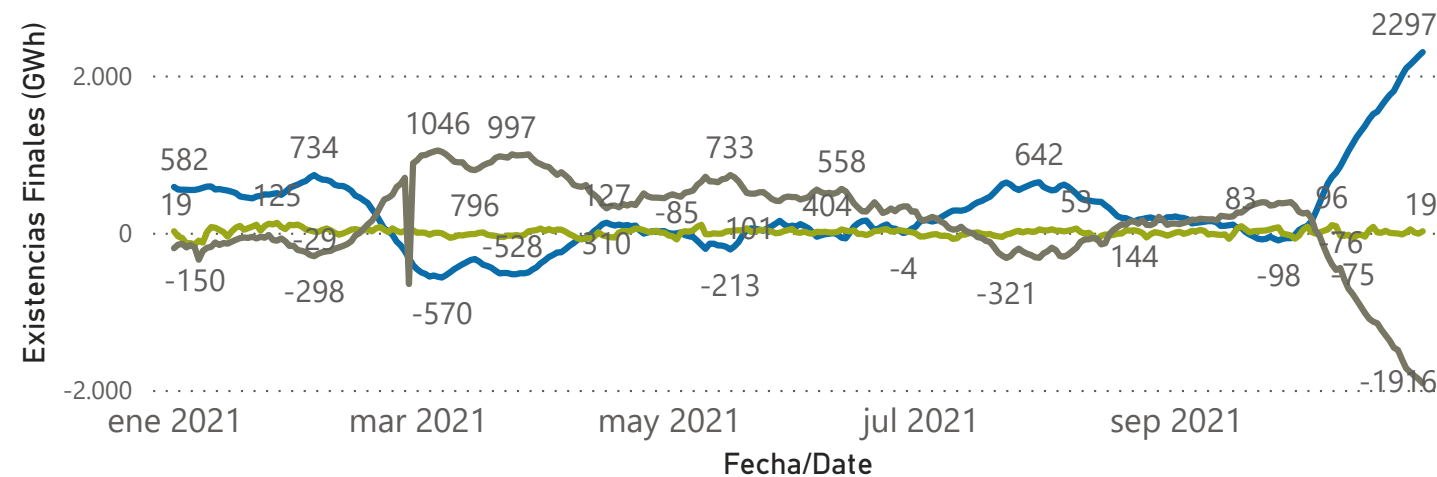
Evolución Cuentas GTS 2021. GTS Accounts evolution 2021

Total existencias cuentas GTS diario provisional (GWh) / Total daily provisional stocks monitoring (GWh)



Seguimiento de existencias por infraestructura durante el periodo seleccionado (GWh) / Provisional stocks monitoring by infrastructure during the selected period (GWh)

Infraestructura ● AASS ● PVB ● TVB

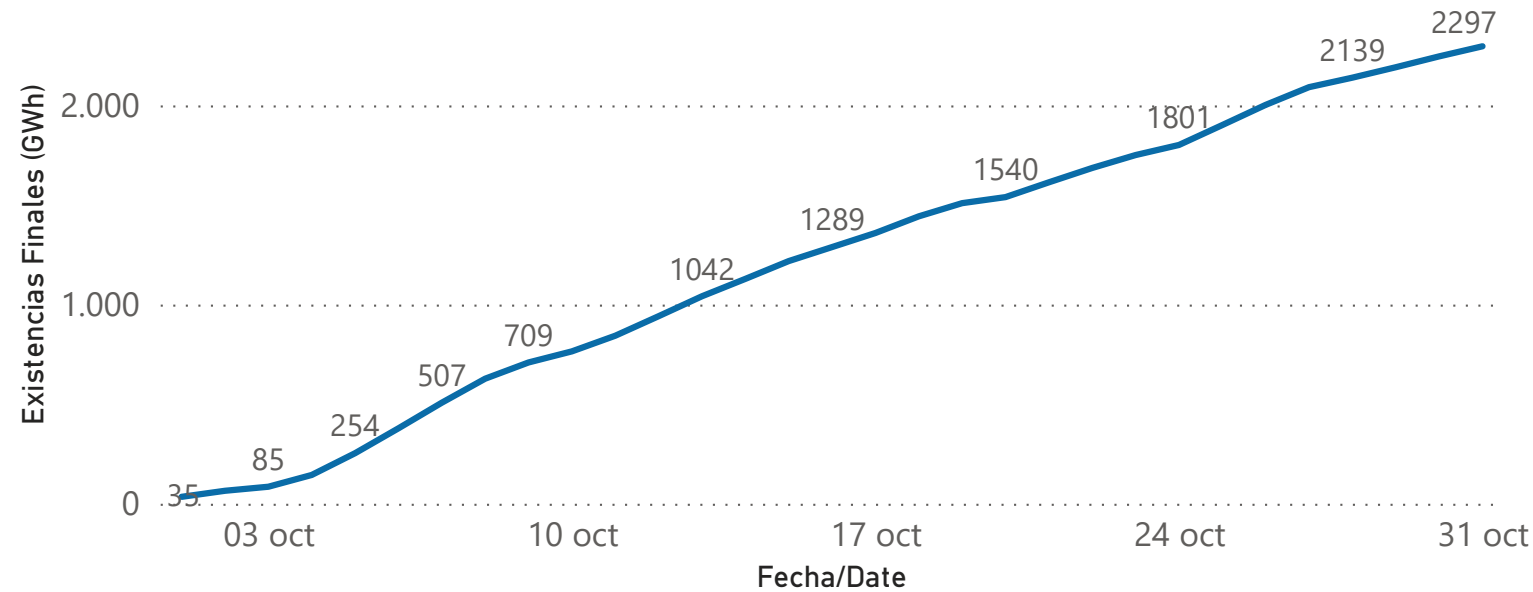


Fecha de Gas / Gas Date	AASS	PVB	TVB	Total
01/10/2021	35	-36	266	264
02/10/2021	65	38	244	348
03/10/2021	85	77	255	417
04/10/2021	145	10	183	338
05/10/2021	254	-12	27	269
06/10/2021	379	3	-43	339
07/10/2021	507	25	-179	354
08/10/2021	628	42	-304	366
09/10/2021	709	96	-404	402
10/10/2021	765	83	-473	375
11/10/2021	844	-38	-448	358
12/10/2021	942	-39	-594	309
13/10/2021	1.042	-26	-713	303
14/10/2021	1.129	-75	-779	276
15/10/2021	1.218	-34	-858	327
16/10/2021	1.289	-22	-938	328
17/10/2021	1.359	-50	-1.021	289
18/10/2021	1.443	33	-1.092	383
19/10/2021	1.509	74	-1.132	452
20/10/2021	1.540	4	-1.152	392
21/10/2021	1.614	0	-1.235	379
22/10/2021	1.686	25	-1.304	407
23/10/2021	1.751	-2	-1.372	377
24/10/2021	1.801	-6	-1.462	334
25/10/2021	1.902	-10	-1.492	400
26/10/2021	2.003	-22	-1.613	368
27/10/2021	2.092	3	-1.725	370
28/10/2021	2.139	43	-1.773	410
29/10/2021	2.192	3	-1.821	374
30/10/2021	2.246	-12	-1.861	374
31/10/2021	2.297	19	-1.916	400



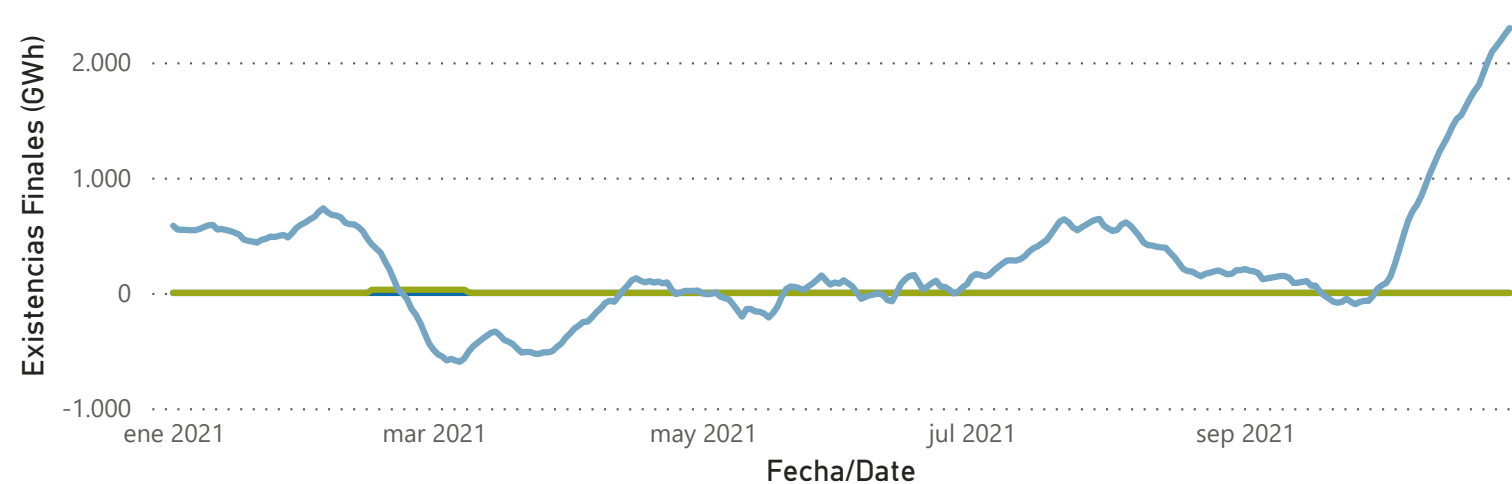
Evolución Cuentas GTS en AVB 2021. GTS Accounts evolution in AVB 2021

Total existencias cuentas GTS diario provisional en AASS (GWh) / Total daily provisional stocks monitoring in AASS (GWh)



Seguimiento provisional de existencias durante el periodo seleccionado (GWh) / Provisional stocks monitoring during the selected period (GWh)

Tipo de Balance ● Desbalance en AVB ● Mermas ● OBA

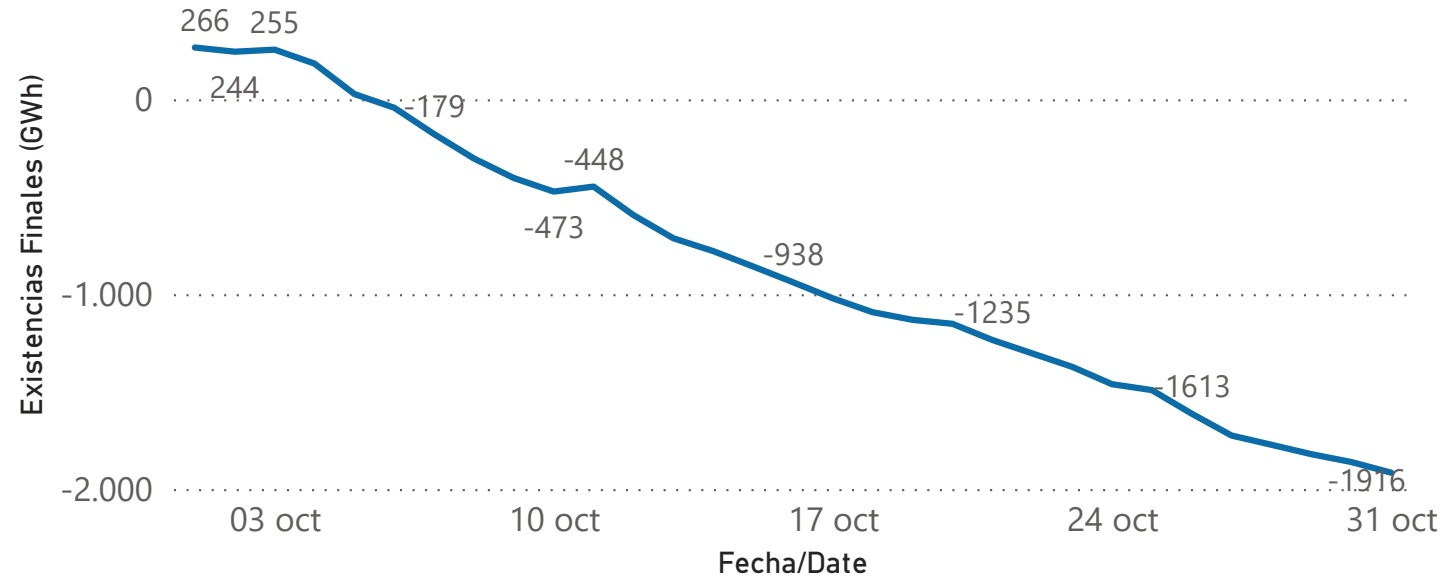


Fecha de Gas / Gas Date	Desbalance en AVB	Mermas	OBA	Total
01/10/2021	0	0	35	35
02/10/2021	0	0	65	65
03/10/2021	0	0	85	85
04/10/2021	0	0	145	145
05/10/2021	0	0	254	254
06/10/2021	0	0	379	379
07/10/2021	0	0	507	507
08/10/2021	0	0	628	628
09/10/2021	0	0	709	709
10/10/2021	0	0	765	765
11/10/2021	0	0	844	844
12/10/2021	0	0	942	942
13/10/2021	0	0	1.042	1.042
14/10/2021	0	0	1.129	1.129
15/10/2021	0	0	1.218	1.218
16/10/2021	0	0	1.289	1.289
17/10/2021	0	0	1.359	1.359
18/10/2021	0	0	1.443	1.443
19/10/2021	0	0	1.509	1.509
20/10/2021	0	0	1.540	1.540
21/10/2021	0	0	1.614	1.614
22/10/2021	0	0	1.686	1.686
23/10/2021	0	0	1.751	1.751
24/10/2021	0	0	1.801	1.801
25/10/2021	0	0	1.902	1.902
26/10/2021	0	0	2.003	2.003
27/10/2021	0	0	2.092	2.092
28/10/2021	0	0	2.139	2.139
29/10/2021	0	0	2.192	2.192
30/10/2021	0	0	2.246	2.246
31/10/2021	0	0	2.297	2.297

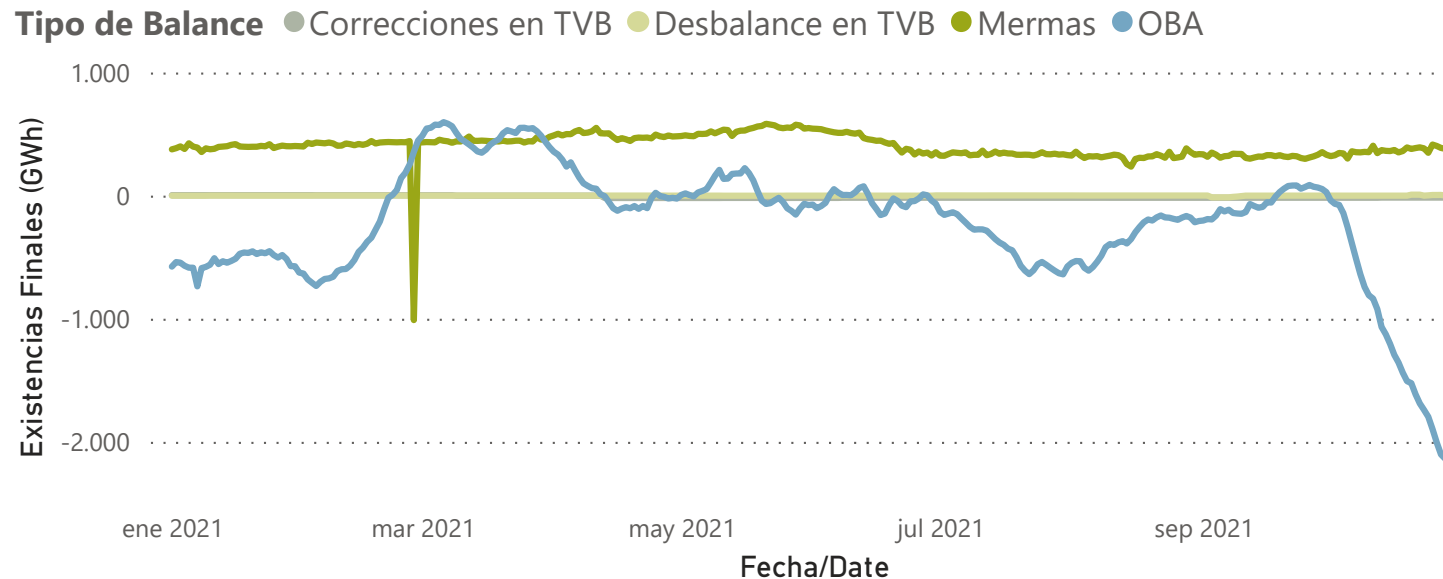


Evolución Cuentas GTS en TVB 2021. GTS Accounts evolution in TVB 2021

Total existencias cuentas GTS diario provisional en PVB (GWh) / Total daily provisional stocks monitoring in TVB (GWh)



Seguimiento provisional de existencias durante el periodo seleccionado (GWh) / Provisional stocks monitoring during the selected period (GWh)

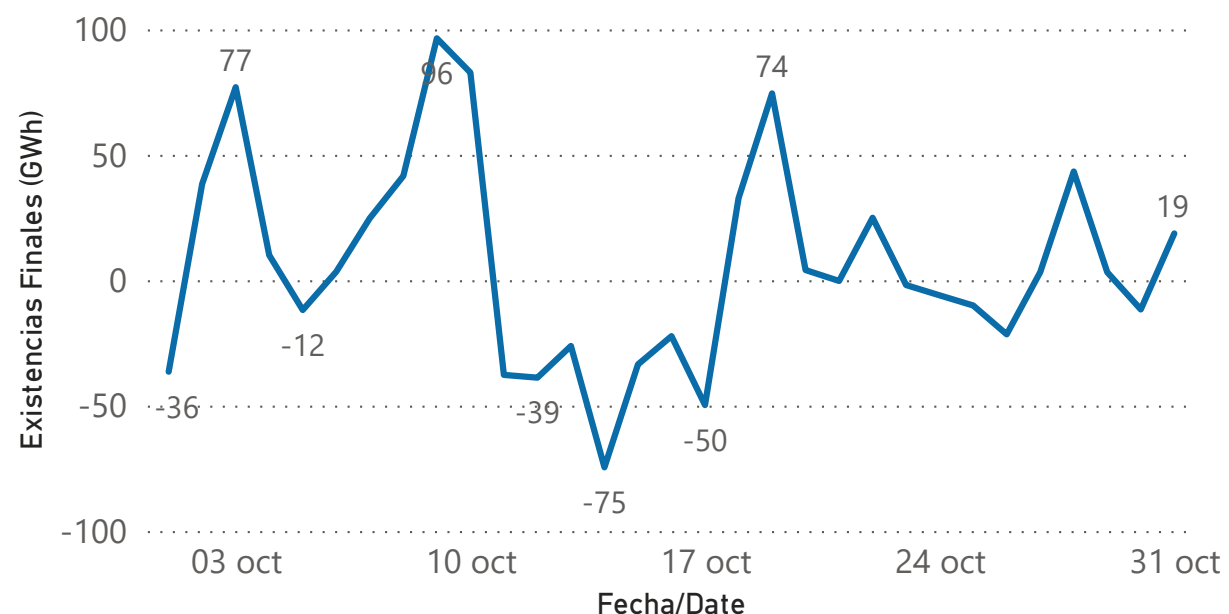


Fecha de Gas / Gas Date	Correcciones en TVB	Desbalance en TVB	Mermas	OBA	Total
01/10/2021	-17	0	321	-38	266
02/10/2021	-17	0	328	-66	244
03/10/2021	-17	0	347	-75	255
04/10/2021	-17	0	343	-142	183
05/10/2021	-17	0	301	-257	27
06/10/2021	-17	0	360	-386	-43
07/10/2021	-17	0	353	-514	-179
08/10/2021	-17	0	351	-638	-304
09/10/2021	-17	0	355	-742	-404
10/10/2021	-17	0	353	-809	-473
11/10/2021	-17	0	406	-836	-448
12/10/2021	-17	0	345	-922	-594
13/10/2021	-16	0	370	-1.067	-713
14/10/2021	-16	0	364	-1.127	-779
15/10/2021	-16	0	362	-1.204	-858
16/10/2021	-16	0	371	-1.293	-938
17/10/2021	-16	0	351	-1.356	-1.021
18/10/2021	-16	0	362	-1.439	-1.092
19/10/2021	-16	0	392	-1.507	-1.132
20/10/2021	-16	8	379	-1.523	-1.152
21/10/2021	-16	8	386	-1.613	-1.235
22/10/2021	-16	8	392	-1.688	-1.304
23/10/2021	-16	0	384	-1.741	-1.372
24/10/2021	-16	2	348	-1.796	-1.462
25/10/2021	-16	5	415	-1.896	-1.492
26/10/2021	-16	5	403	-2.006	-1.613
27/10/2021	-16	6	388	-2.103	-1.725
28/10/2021	-16	0	380	-2.138	-1.773
29/10/2021	-16	0	387	-2.193	-1.821
30/10/2021	-16	0	401	-2.246	-1.861
31/10/2021	-16	1	393	-2.294	-1.916

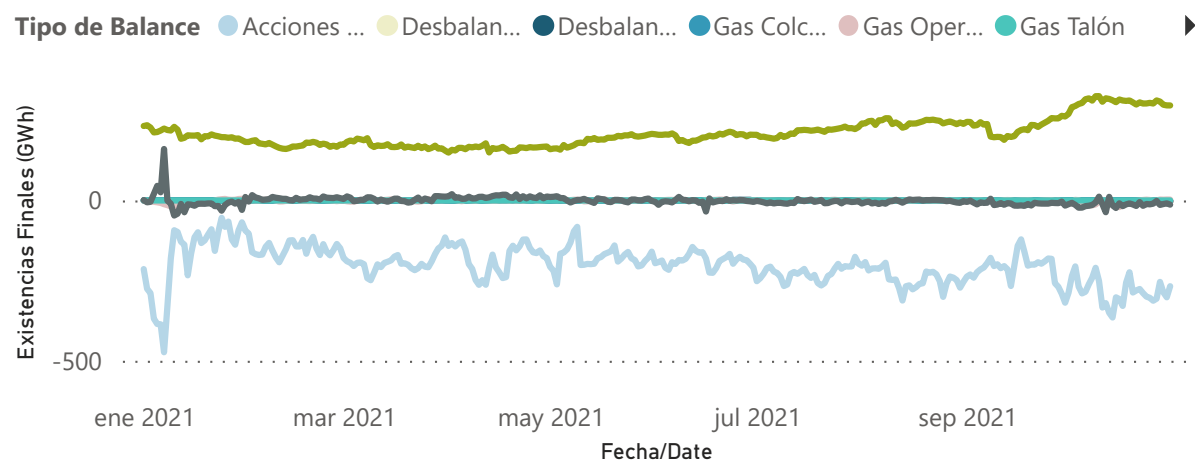


Evolución Cuentas GTS en PVB 2021. GTS Accounts evolution in PVB 2021

Total existencias cuentas GTS diario provisional en PVB (GWh) / Total daily provisional stocks monitoring in PVB (GWh)



Seguimiento provisional de existencias durante el periodo seleccionado (GWh) / Provisional stocks monitoring during the selected period (GWh)



Fecha de Gas / Gas Date	Acciones de Balance	Desbalance AVB	Desbalance TVB	Gas Colchón	Gas Operación	Gas Talón	Mermas	OBA - PVB	Total
01/10/2021	-288	0	0	0	-7	0	270	-12	-36
02/10/2021	-236	0	0	0	-9	0	291	-7	38
03/10/2021	-206	0	0	0	2	0	295	-14	77
04/10/2021	-269	0	0	0	1	0	301	-23	10
05/10/2021	-290	0	0	0	-4	0	304	-22	-12
06/10/2021	-285	0	0	0	-10	0	316	-18	3
07/10/2021	-261	0	0	0	-16	0	318	-16	25
08/10/2021	-241	0	0	0	-15	0	311	-14	42
09/10/2021	-210	0	0	0	-12	0	325	-6	96
10/10/2021	-251	0	0	0	-3	0	325	12	83
11/10/2021	-334	0	0	0	0	0	308	-11	-38
12/10/2021	-320	0	0	0	-1	0	319	-37	-39
13/10/2021	-350	0	0	0	-4	0	317	11	-26
14/10/2021	-365	0	0	0	-6	0	312	-15	-75
15/10/2021	-302	0	0	0	-14	0	306	-24	-34
16/10/2021	-308	0	0	0	-21	0	315	-9	-22
17/10/2021	-329	0	0	0	-15	0	312	-18	-50
18/10/2021	-256	0	0	0	-9	0	310	-12	33
19/10/2021	-224	0	0	0	-4	0	312	-9	74
20/10/2021	-287	0	0	0	-2	0	306	-13	4
21/10/2021	-281	0	0	0	-2	0	299	-17	0
22/10/2021	-276	0	0	0	0	0	306	-5	25
23/10/2021	-289	0	0	0	1	0	302	-17	-2
24/10/2021	-300	0	0	0	2	0	302	-11	-6
25/10/2021	-304	0	0	0	1	0	304	-12	-10
26/10/2021	-313	0	0	0	-1	0	302	-10	-22
27/10/2021	-306	0	0	0	-1	0	312	-1	3
28/10/2021	-254	0	0	0	3	0	308	-14	43
29/10/2021	-287	0	0	0	2	0	298	-11	3
30/10/2021	-302	0	0	0	3	0	296	-9	-12
31/10/2021	-267	0	0	0	3	0	296	-13	19