



**Informe de Seguimiento de  
cuentas GTS / GTS Accounts  
Tracking Report**

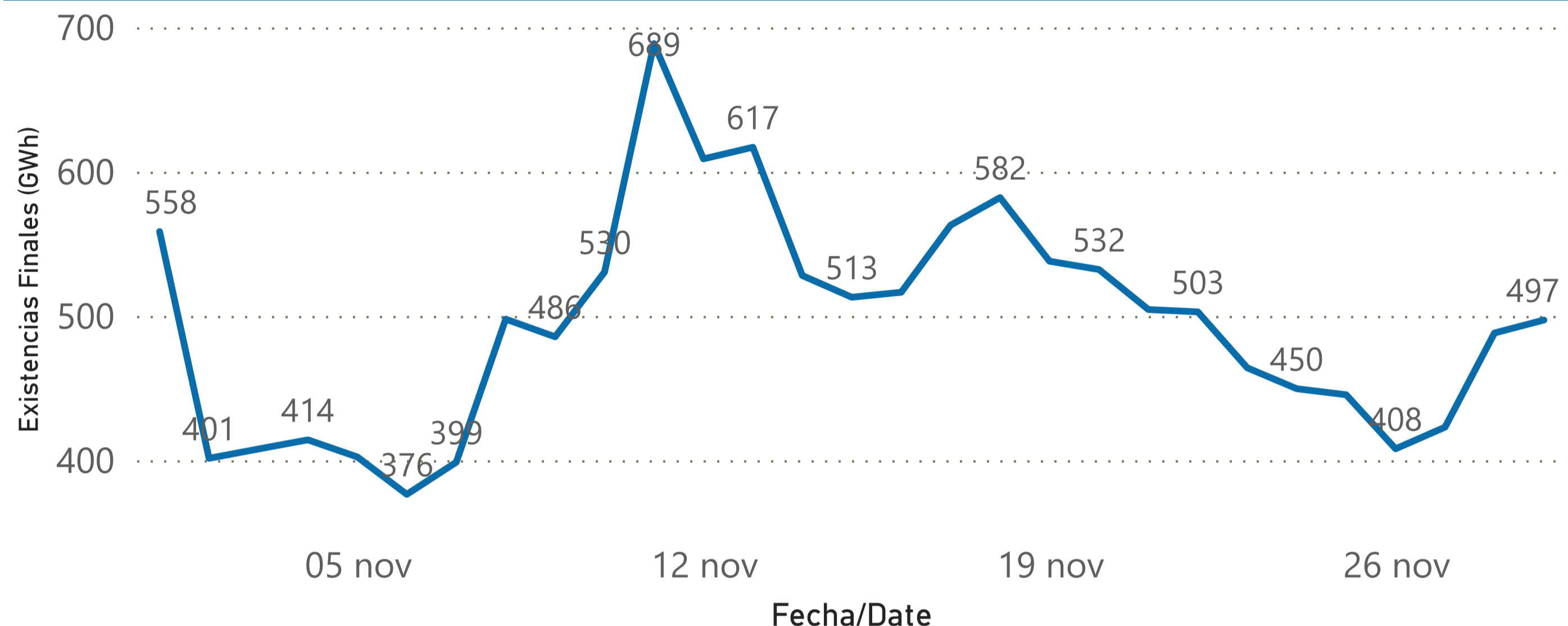
01/12/2023



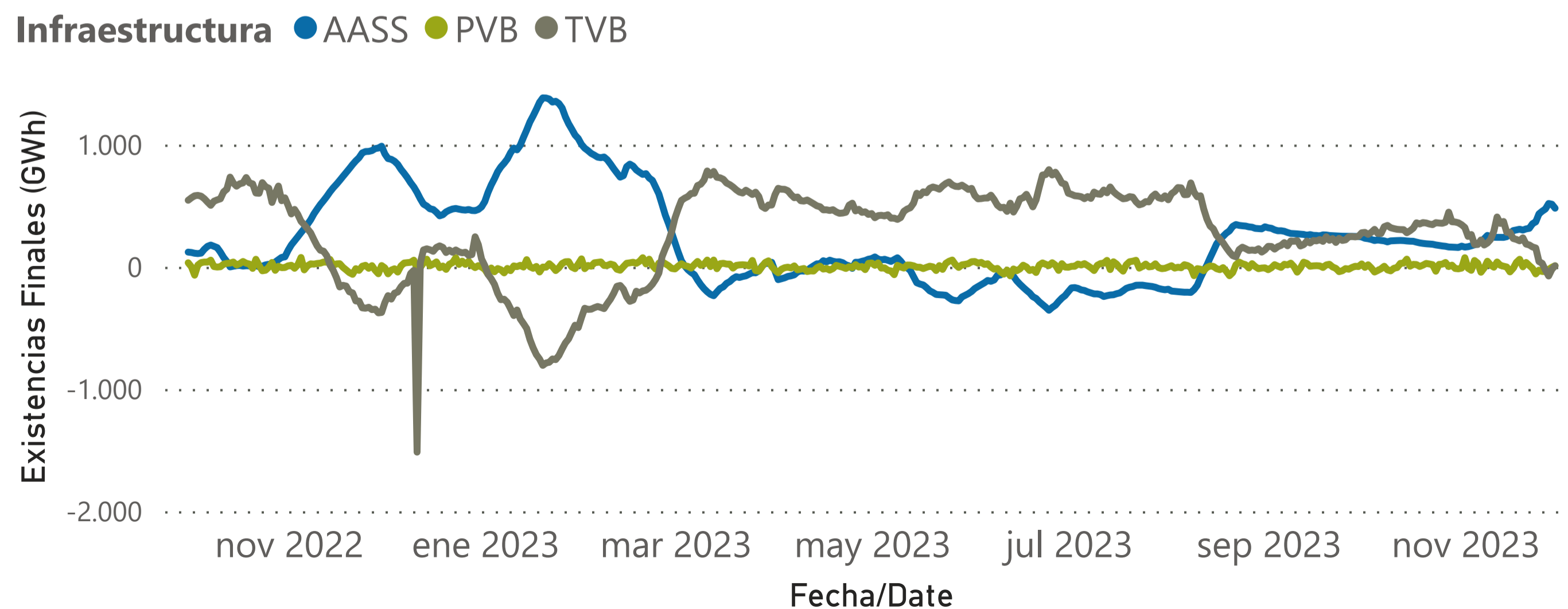


# Evolución Cuentas GTS 2023. GTS Accounts evolution 2023

## Total existencias cuentas GTS diario provisional (GWh) / Total daily provisional stocks monitoring (GWh)



## Seguimiento de existencias por infraestructura durante el periodo seleccionado (GWh) / Provisional stocks monitoring by infrastructure during the selected period (GWh)

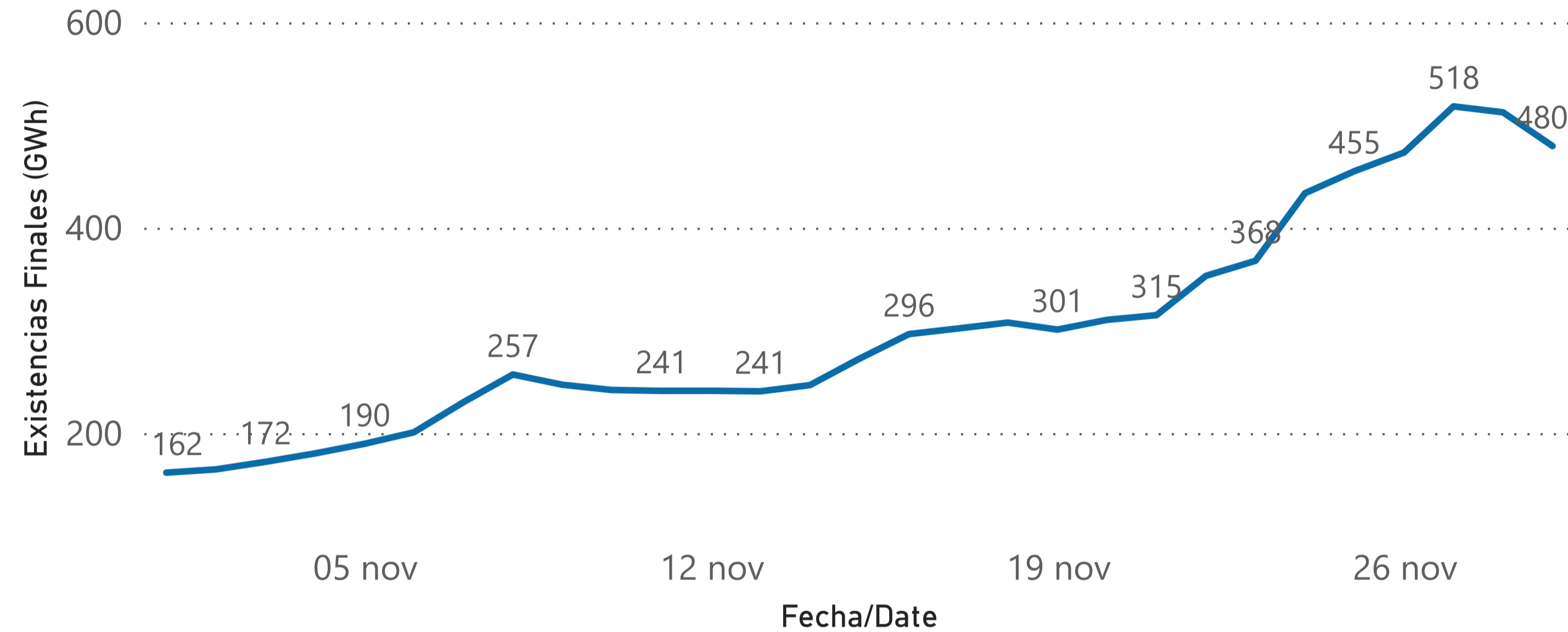


Fecha de Gas / Gas Date	AASS	PVB	TVB	Total
01/11/2023	162	75	322	<b>558</b>
02/11/2023	165	-12	249	<b>401</b>
03/11/2023	172	-29	264	<b>408</b>
04/11/2023	180	52	182	<b>414</b>
05/11/2023	190	30	183	<b>402</b>
06/11/2023	201	-44	220	<b>376</b>
07/11/2023	230	-10	178	<b>399</b>
08/11/2023	257	46	195	<b>498</b>
09/11/2023	247	14	224	<b>486</b>
10/11/2023	242	-3	291	<b>530</b>
11/11/2023	241	40	408	<b>689</b>
12/11/2023	241	13	355	<b>609</b>
13/11/2023	241	5	371	<b>617</b>
14/11/2023	247	-1	283	<b>528</b>
15/11/2023	272	-41	282	<b>513</b>
16/11/2023	296	-12	232	<b>516</b>
17/11/2023	302	37	224	<b>563</b>
18/11/2023	308	62	213	<b>582</b>
19/11/2023	301	0	237	<b>538</b>
20/11/2023	310	36	186	<b>532</b>
21/11/2023	315	11	179	<b>504</b>
22/11/2023	353	-13	163	<b>503</b>
23/11/2023	368	-58	154	<b>464</b>
24/11/2023	434	-27	43	<b>450</b>
25/11/2023	455	-38	29	<b>445</b>
26/11/2023	473	-38	-27	<b>408</b>
27/11/2023	518	-20	-75	<b>423</b>
28/11/2023	512	-4	-20	<b>488</b>
29/11/2023	480	9	8	<b>497</b>

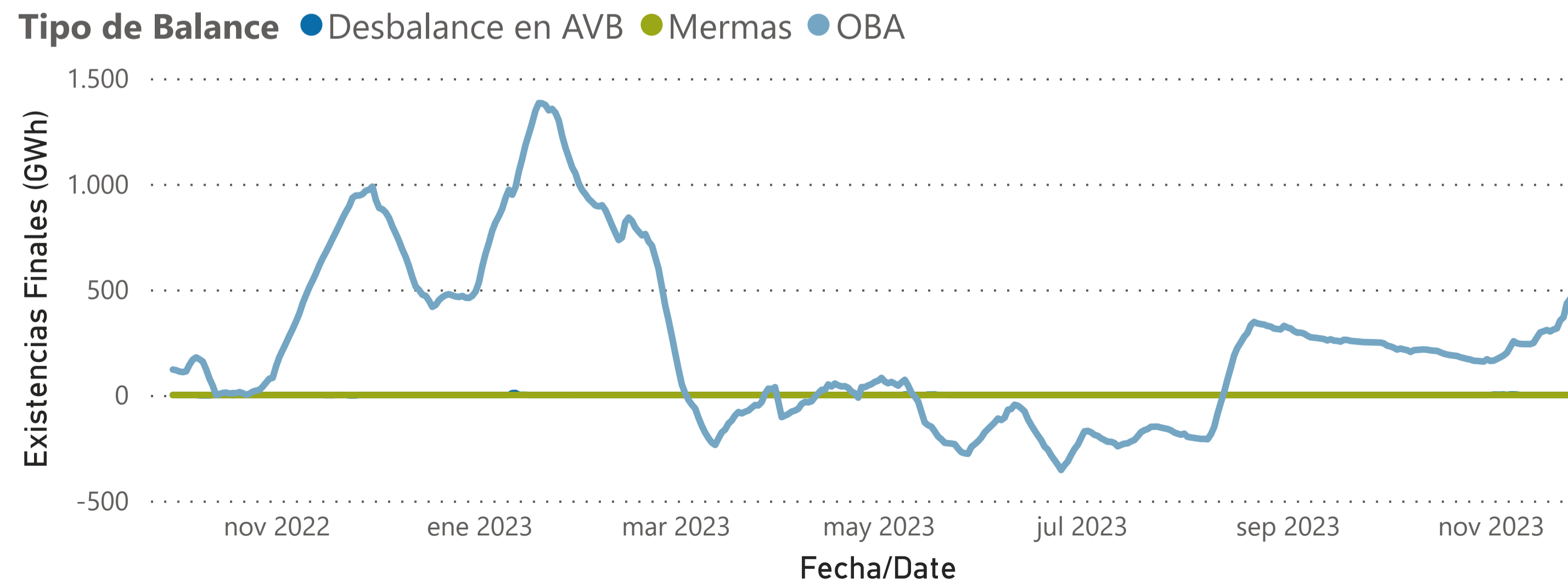
# Evolución Cuentas GTS en AVB 2023. GTS Accounts evolution in AVB 2023



## Total existencias cuentas GTS diario provisional en AVB (GWh) / Total daily provisional stocks monitoring in AVB (GWh)



## Seguimiento provisional de existencias durante el periodo seleccionado (GWh) / Provisional stocks monitoring during the selected period (GWh)



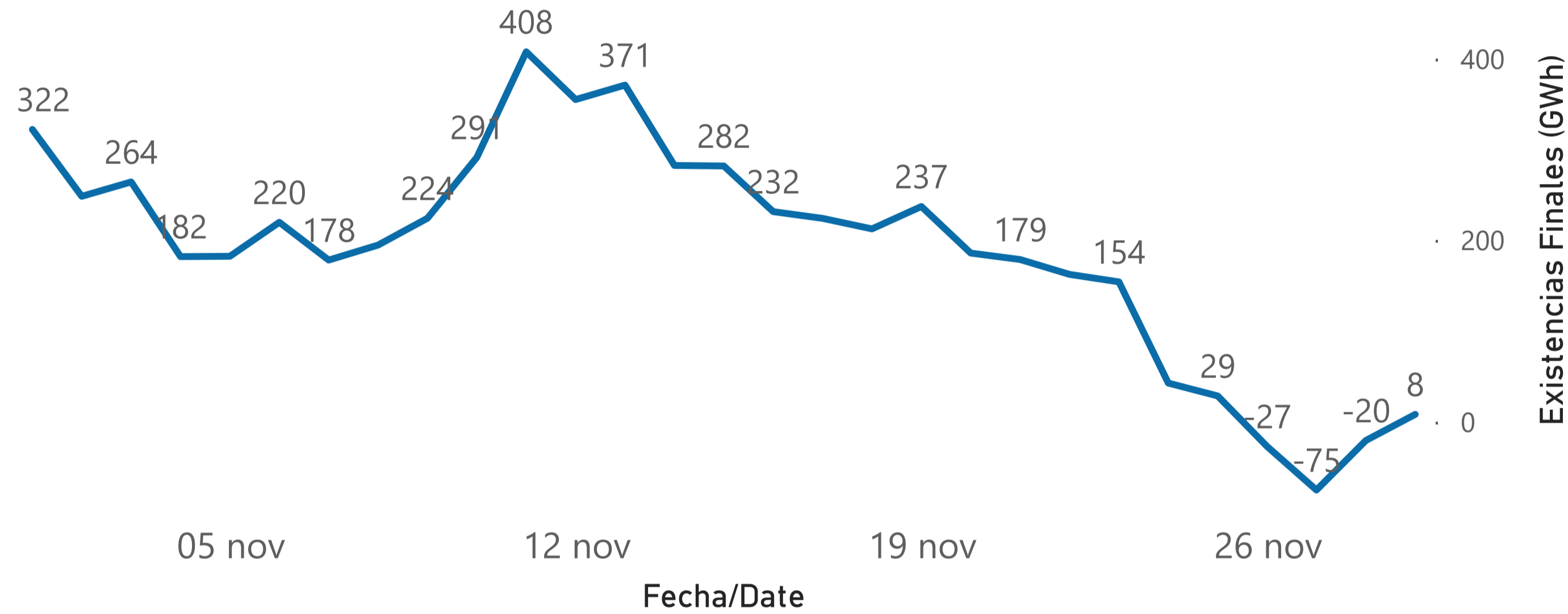
Fecha de Gas / Gas Date	Desbalance en AVB	Mermas	OBA	Total
01/11/2023	0	0	161	162
02/11/2023	2	0	163	165
03/11/2023	2	0	170	172
04/11/2023	2	0	179	180
05/11/2023	2	0	187	190
06/11/2023	1	0	200	201
07/11/2023	3	0	228	230
08/11/2023	3	0	255	257
09/11/2023	2	0	245	247
10/11/2023	0	0	242	242
11/11/2023	0	0	241	241
12/11/2023	0	0	241	241
13/11/2023	0	0	241	241
14/11/2023	0	0	247	247
15/11/2023	0	0	272	272
16/11/2023	0	0	296	296
17/11/2023	0	0	302	302
18/11/2023	0	0	308	308
19/11/2023	0	0	301	301
20/11/2023	1E-6	0	310	310
21/11/2023	1E-6	0	315	315
22/11/2023	0	0	353	353
23/11/2023	0	0	368	368
24/11/2023	0	0	434	434
25/11/2023	0	0	455	455
26/11/2023	0	0	473	473
27/11/2023	0	0	518	518
28/11/2023	0	0	512	512
29/11/2023	0	0	480	480



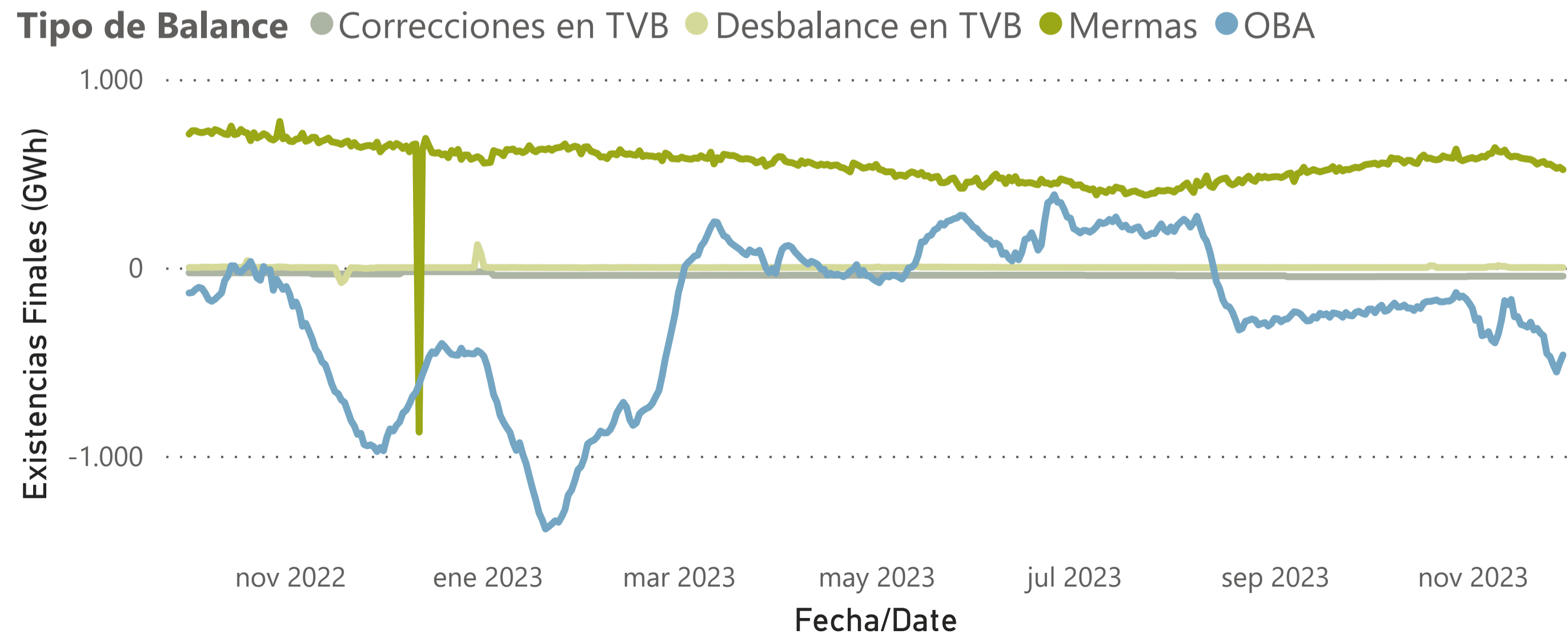
# Evolución Cuentas GTS en TVB 2023. GTS Accounts evolution in TVB 2023



## Total existencias cuentas GTS diario provisional en TVB (GWh) / Total daily provisional stocks monitoring in TVB (GWh)



## Seguimiento provisional de existencias durante el periodo seleccionado (GWh) / Provisional stocks monitoring during the selected period (GWh)

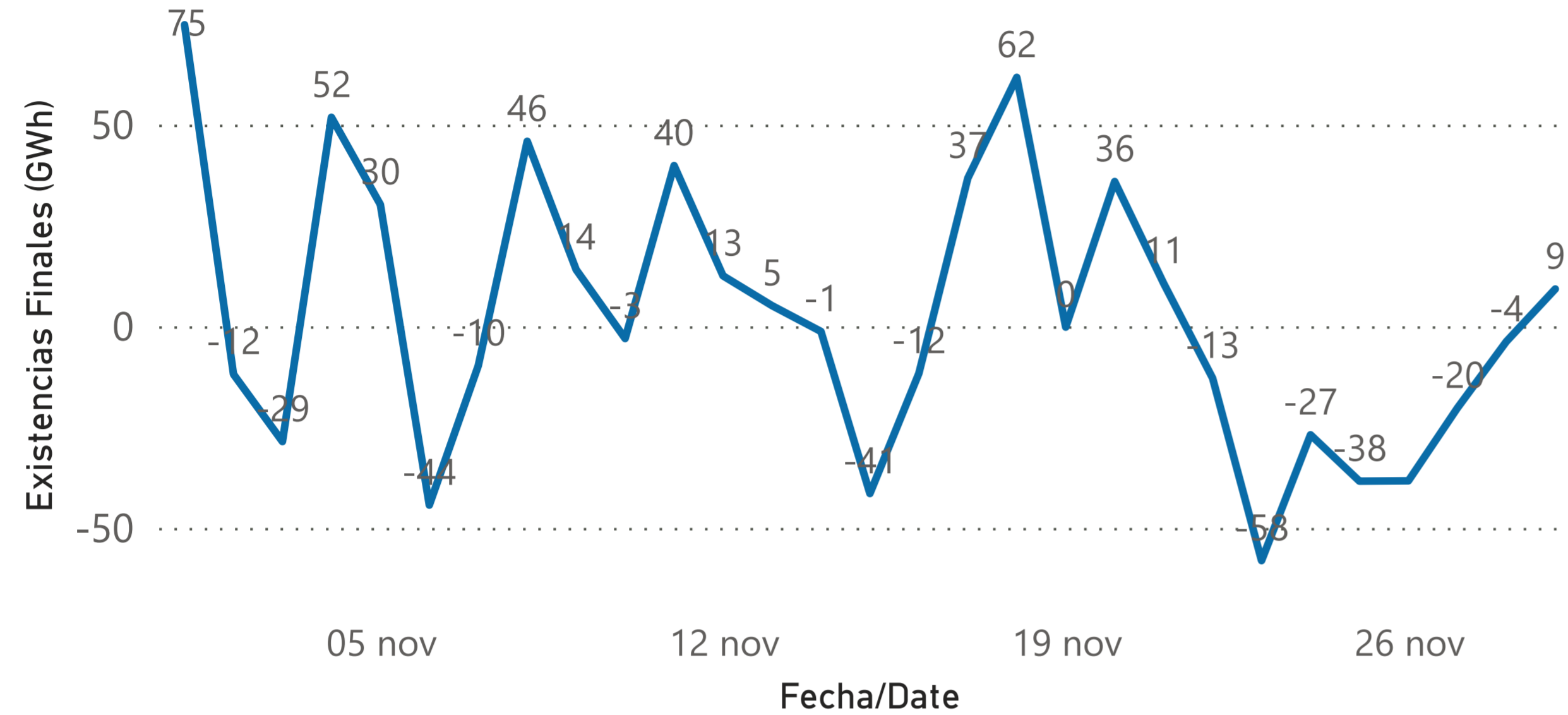


Fecha de Gas / Gas Date	Correcciones en TVB	Desbalance en TVB	Mermas	OBA	Total
01/11/2023	-46	0	584	-215	<b>322</b>
02/11/2023	-46	0	576	-281	<b>249</b>
03/11/2023	-46	0	581	-270	<b>264</b>
04/11/2023	-46	0	591	-362	<b>182</b>
05/11/2023	-46	0	586	-357	<b>183</b>
06/11/2023	-46	4	603	-341	<b>220</b>
07/11/2023	-46	5	606	-386	<b>178</b>
08/11/2023	-46	5	637	-400	<b>195</b>
09/11/2023	-46	10	615	-355	<b>224</b>
10/11/2023	-46	6	612	-280	<b>291</b>
11/11/2023	-46	6	624	-176	<b>408</b>
12/11/2023	-46	1	597	-197	<b>355</b>
13/11/2023	-46	0	587	-169	<b>371</b>
14/11/2023	-46	0	591	-262	<b>283</b>
15/11/2023	-46	0	589	-261	<b>282</b>
16/11/2023	-46	0	581	-303	<b>232</b>
17/11/2023	-46	0	578	-308	<b>224</b>
18/11/2023	-46	0	576	-317	<b>213</b>
19/11/2023	-46	0	574	-290	<b>237</b>
20/11/2023	-46	0	565	-332	<b>186</b>
21/11/2023	-46	0	549	-323	<b>179</b>
22/11/2023	-46	0	557	-348	<b>163</b>
23/11/2023	-46	0	563	-362	<b>154</b>
24/11/2023	-46	-1	547	-457	<b>43</b>
25/11/2023	-46	-1	549	-473	<b>29</b>
26/11/2023	-46	-1	538	-518	<b>-27</b>
27/11/2023	-46	0	526	-555	<b>-75</b>
28/11/2023	-46	0	532	-506	<b>-20</b>
29/11/2023	-46	0	520	-465	<b>8</b>

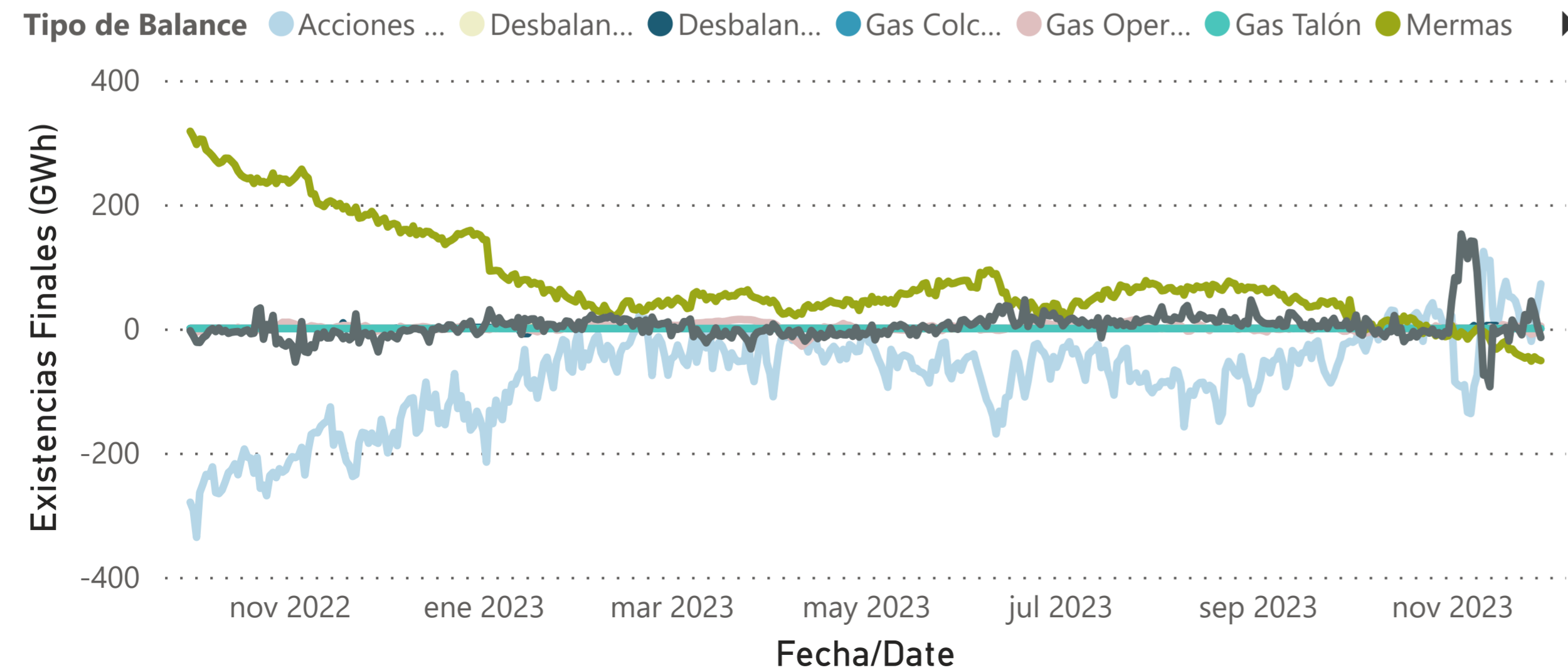


# Evolución Cuentas GTS en PVB 2023. GTS Accounts evolution in PVB 2023

## Total existencias cuentas GTS diario provisional en PVB (GWh) / Total daily provisional stocks monitoring in PVB (GWh)



## Seguimiento provisional de existencias durante el periodo seleccionado (GWh) / Provisional stocks monitoring during the selected period (GWh)



Fecha de Gas / Gas Date	Acciones de Balance	Desbalance AVB	Desbalance TVB	Gas Colchón	Gas Operación	Gas Talón	Mermas	OBA - PVB	Total
01/11/2023	21	0	0	0	5	0	5	44	<b>75</b>
02/11/2023	-86	0	0	0	3	0	-10	82	<b>-12</b>
03/11/2023	-91	0	0	0	-1	0	-13	77	<b>-29</b>
04/11/2023	-94	0	0	0	-1	0	-5	152	<b>52</b>
05/11/2023	-91	0	0	0	-2	0	-9	132	<b>30</b>
06/11/2023	-135	0	0	0	-5	0	-17	112	<b>-44</b>
07/11/2023	-137	0	0	0	-3	0	-10	141	<b>-10</b>
08/11/2023	-93	0	5	0	0	0	-5	140	<b>46</b>
09/11/2023	-75	0	0	0	-2	0	0	91	<b>14</b>
10/11/2023	-11	0	0	0	-4	0	-3	15	<b>-3</b>
11/11/2023	124	0	0	0	-4	0	-5	-75	<b>40</b>
12/11/2023	99	0	5	0	-8	0	-8	-75	<b>13</b>
13/11/2023	110	0	5	0	2	0	-18	-94	<b>5</b>
14/11/2023	21	0	5	0	1	0	-29	1	<b>-1</b>
15/11/2023	-5	0	5	0	0	0	-33	-8	<b>-41</b>
16/11/2023	23	0	0	0	0	0	-29	-5	<b>-12</b>
17/11/2023	57	0	0	0	6	0	-23	-3	<b>37</b>
18/11/2023	76	0	0	0	5	0	-21	2	<b>62</b>
19/11/2023	51	0	0	0	3	0	-34	-20	<b>0</b>
20/11/2023	50	0	0	0	5	0	-33	14	<b>36</b>
21/11/2023	44	0	0	0	3	0	-40	3	<b>11</b>
22/11/2023	28	0	0	0	3	0	-43	-1	<b>-13</b>
23/11/2023	-3	0	0	0	1	0	-45	-10	<b>-58</b>
24/11/2023	2	0	0	0	-4	0	-48	22	<b>-27</b>
25/11/2023	-1	0	0	0	-4	0	-45	13	<b>-38</b>
26/11/2023	-21	0	0	0	-9	0	-53	44	<b>-38</b>
27/11/2023	6	0	0	0	-8	0	-46	27	<b>-20</b>
28/11/2023	42	0	0	0	0	0	-50	3	<b>-4</b>
29/11/2023	72	0	0	0	4	0	-52	-15	<b>9</b>