

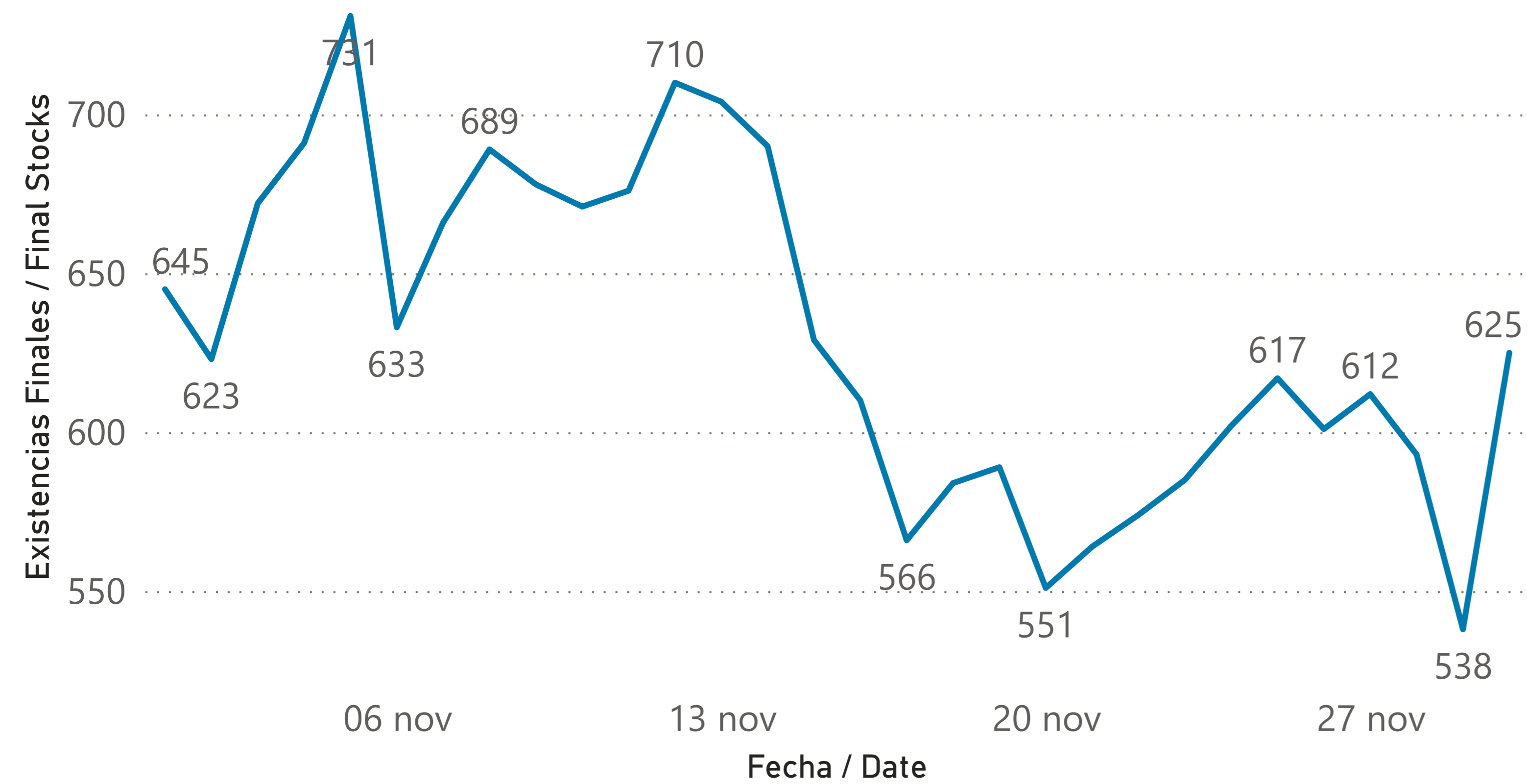


Informe de Seguimiento de cuentas GTS / GTS Accounts Tracking Report

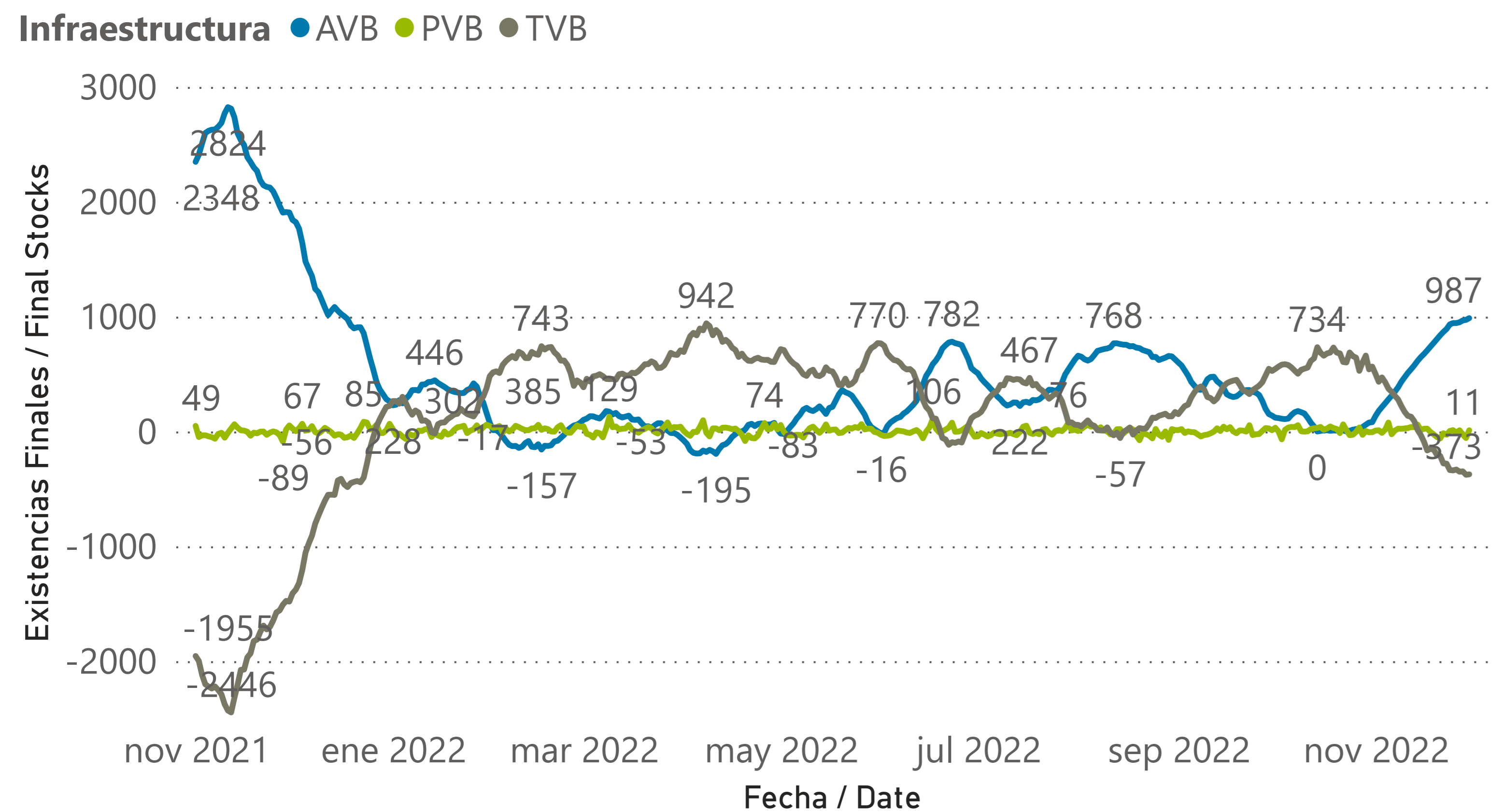
02/12/2022



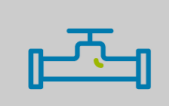
Total existencias cuentas GTS diario provisional / Total daily provisional stocks monitoring



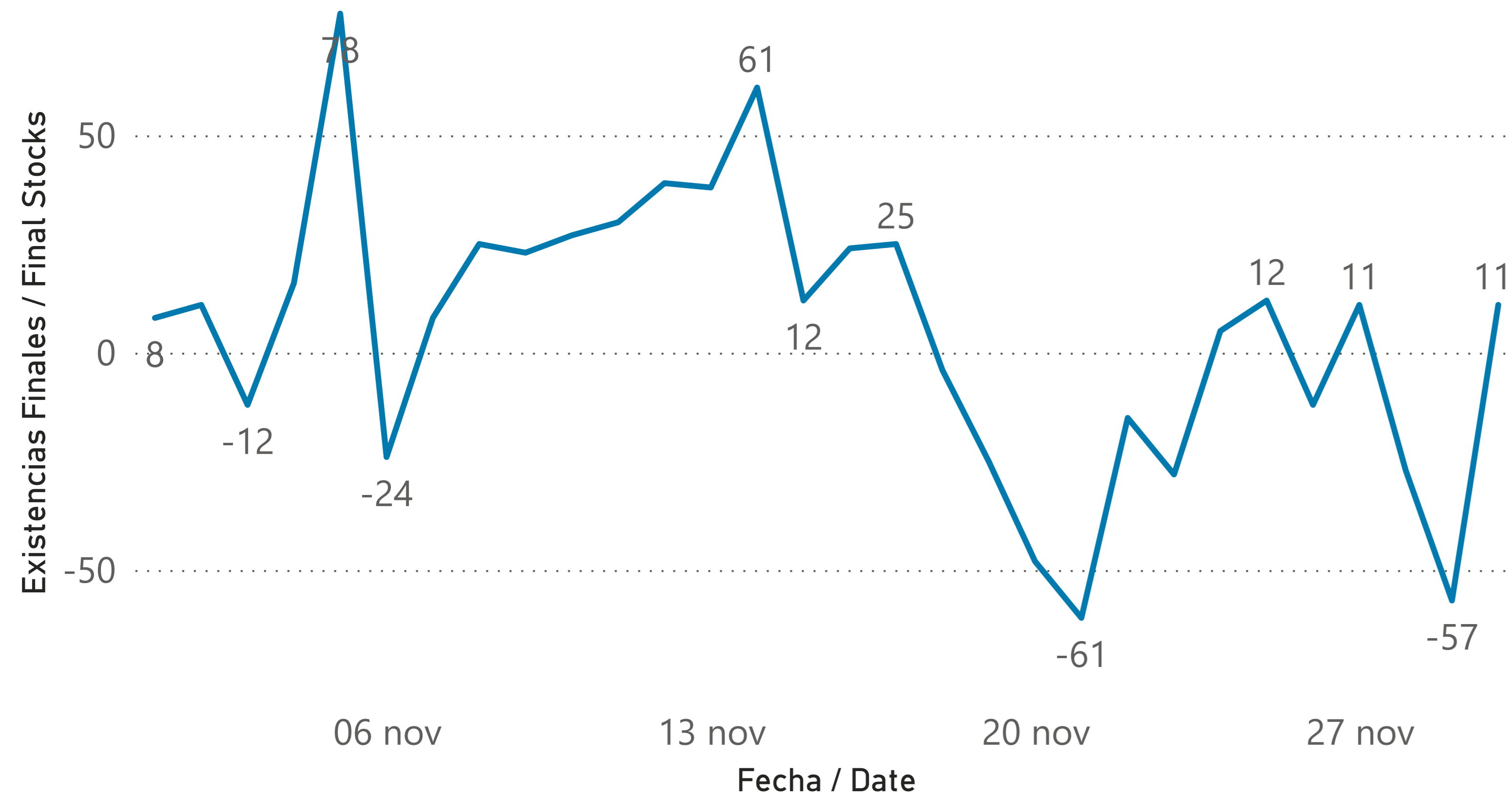
Seguimiento de existencias por infraestructura / Provisional stocks mooring by infrastructure



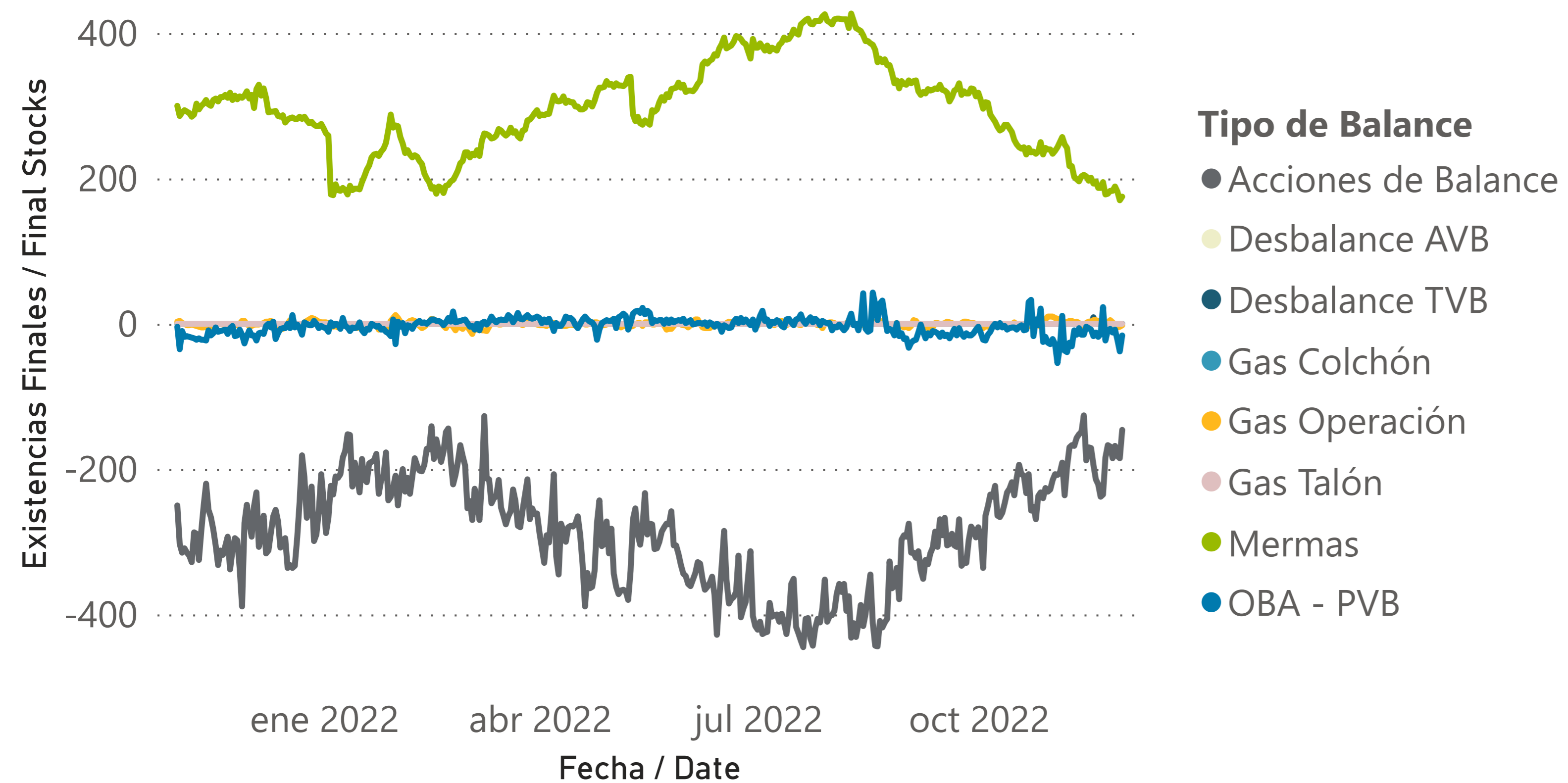
Fecha de Gas / Gas Date	AVB	PVB	TVB	Total
01/11/2022	135	8	502	645
02/11/2022	179	11	433	623
03/11/2022	213	-12	471	672
04/11/2022	246	16	429	691
05/11/2022	280	78	373	731
06/11/2022	312	-24	345	633
07/11/2022	347	8	311	666
08/11/2022	385	25	279	689
09/11/2022	433	23	222	678
10/11/2022	472	27	172	671
11/11/2022	510	30	136	676
12/11/2022	542	39	129	710
13/11/2022	576	38	90	704
14/11/2022	614	61	15	690
15/11/2022	647	12	-30	629
16/11/2022	675	24	-89	610
17/11/2022	706	25	-165	566
18/11/2022	739	-4	-151	584
19/11/2022	771	-25	-157	589
20/11/2022	804	-48	-205	551
21/11/2022	837	-61	-212	564
22/11/2022	867	-15	-278	574
23/11/2022	893	-28	-280	585
24/11/2022	933	5	-336	602
25/11/2022	944	12	-339	617
26/11/2022	944	-12	-331	601
27/11/2022	951	11	-350	612
28/11/2022	967	-27	-347	593
29/11/2022	972	-57	-377	538
30/11/2022	987	11	-373	625



Total existencias cuentas GTS diario provisional en PVB / Total daily provisional stocks monitoring in PVB



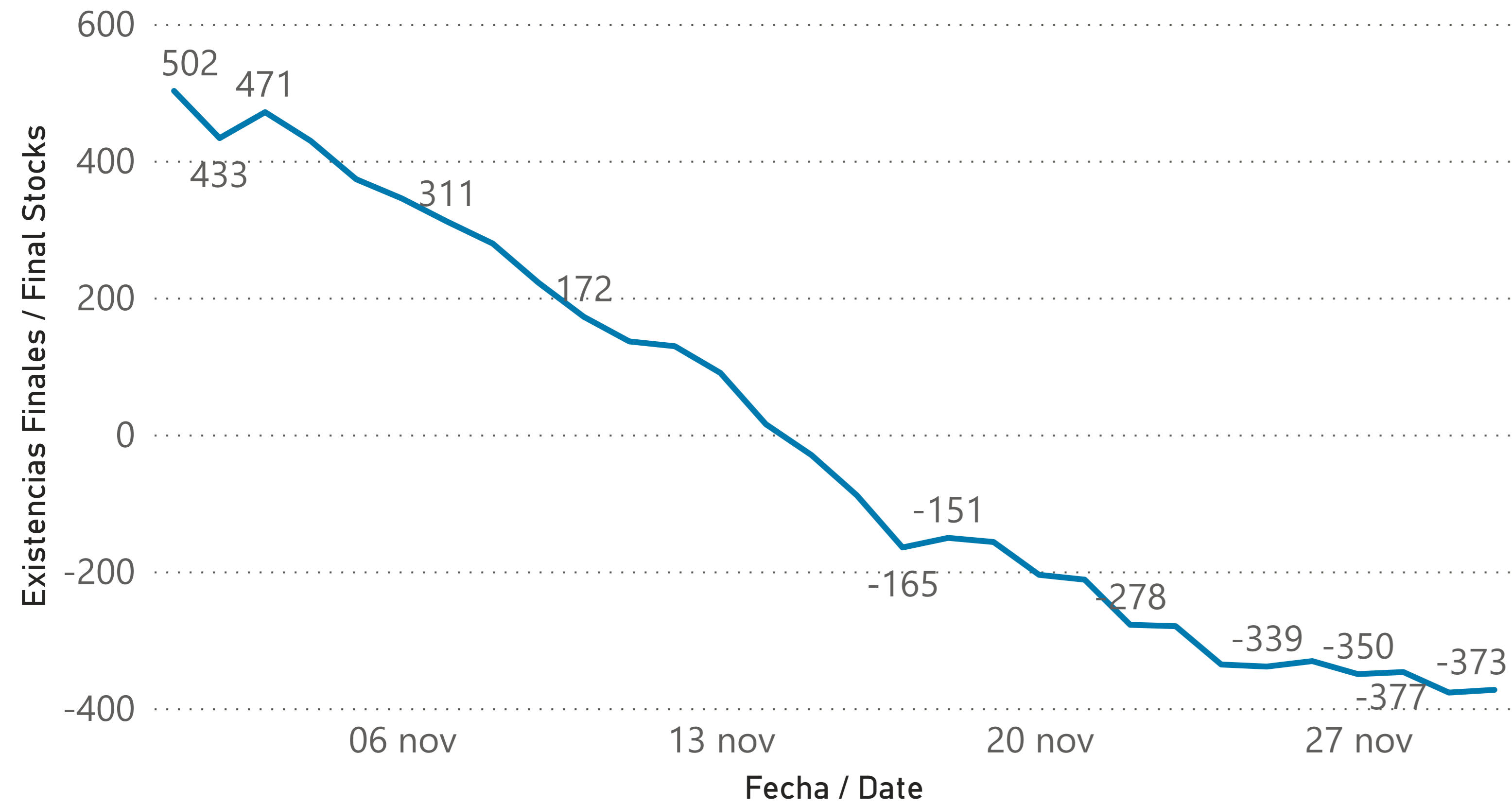
Seguimiento provisional de existencias / Provisional stocks monitoring



Fecha de Gas / Gas Date	Acciones de Balance	Desbalance AVB	Desbalance TVB	Gas Colchón	Gas Operación	Gas Talón	Mermas	OBA - PVB	Total
01/11/2022	-215	0	0	0	10	0	234	-21	8
02/11/2022	-207	0	0	0	8	0	238	-28	11
03/11/2022	-208	0	0	0	7	0	243	-54	-12
04/11/2022	-205	0	0	0	3	0	250	-32	16
05/11/2022	-191	0	0	0	1	0	257	11	78
06/11/2022	-236	0	0	0	2	0	247	-37	-24
07/11/2022	-197	0	0	0	2	0	242	-39	8
08/11/2022	-170	0	0	0	4	0	217	-26	25
09/11/2022	-167	0	0	0	4	0	217	-31	23
10/11/2022	-168	0	0	0	2	0	202	-9	27
11/11/2022	-157	0	0	0	3	0	199	-15	30
12/11/2022	-152	0	0	0	1	0	196	-6	39
13/11/2022	-149	0	0	0	-1	0	203	-15	38
14/11/2022	-126	0	0	0	-3	0	205	-15	61
15/11/2022	-188	0	0	0	1	0	203	-4	12
16/11/2022	-170	0	0	0	3	0	197	-6	24
17/11/2022	-171	0	0	0	3	0	201	-8	25
18/11/2022	-194	0	9	0	5	0	193	-17	-4
19/11/2022	-214	0	0	0	5	0	196	-12	-25
20/11/2022	-221	0	0	0	4	0	187	-18	-48
21/11/2022	-238	0	0	0	4	0	187	-14	-61
22/11/2022	-235	0	0	0	2	0	195	23	-15
23/11/2022	-184	0	0	0	1	0	178	-23	-28
24/11/2022	-167	0	0	0	2	0	179	-9	5
25/11/2022	-169	0	0	0	5	0	183	-7	12
26/11/2022	-185	0	0	0	2	0	183	-12	-12
27/11/2022	-168	0	0	0	-2	0	189	-8	11
28/11/2022	-182	0	0	0	-5	0	182	-22	-27
29/11/2022	-185	0	0	0	-4	0	170	-38	-57
30/11/2022	-146	0	0	0	-2	0	175	-16	11

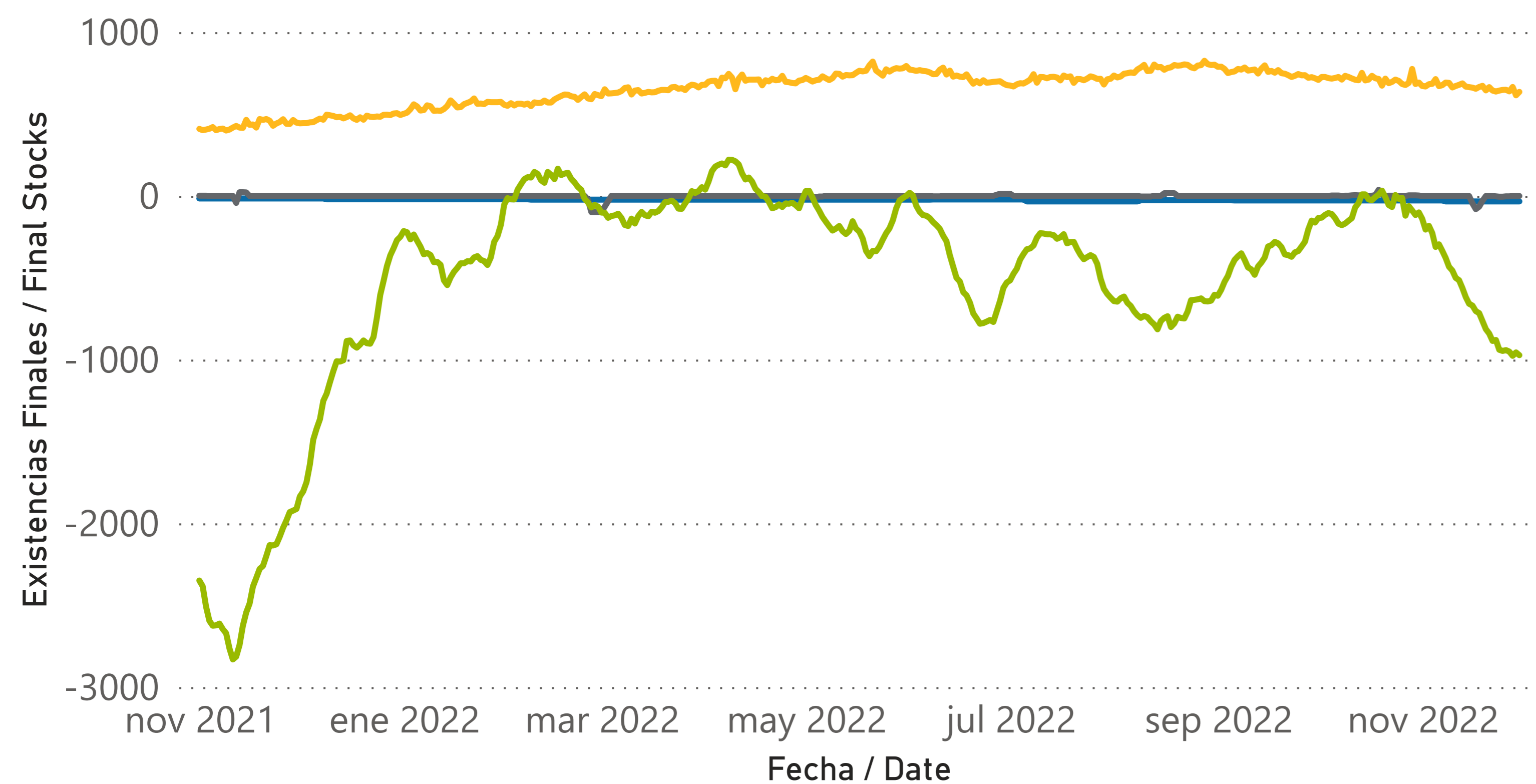


Total existencias cuentas GTS diario provisional en TVB / Total daily provisional stocks monitoring in TVB



Seguimiento provisional de existencias / Provisional stocks monitoring

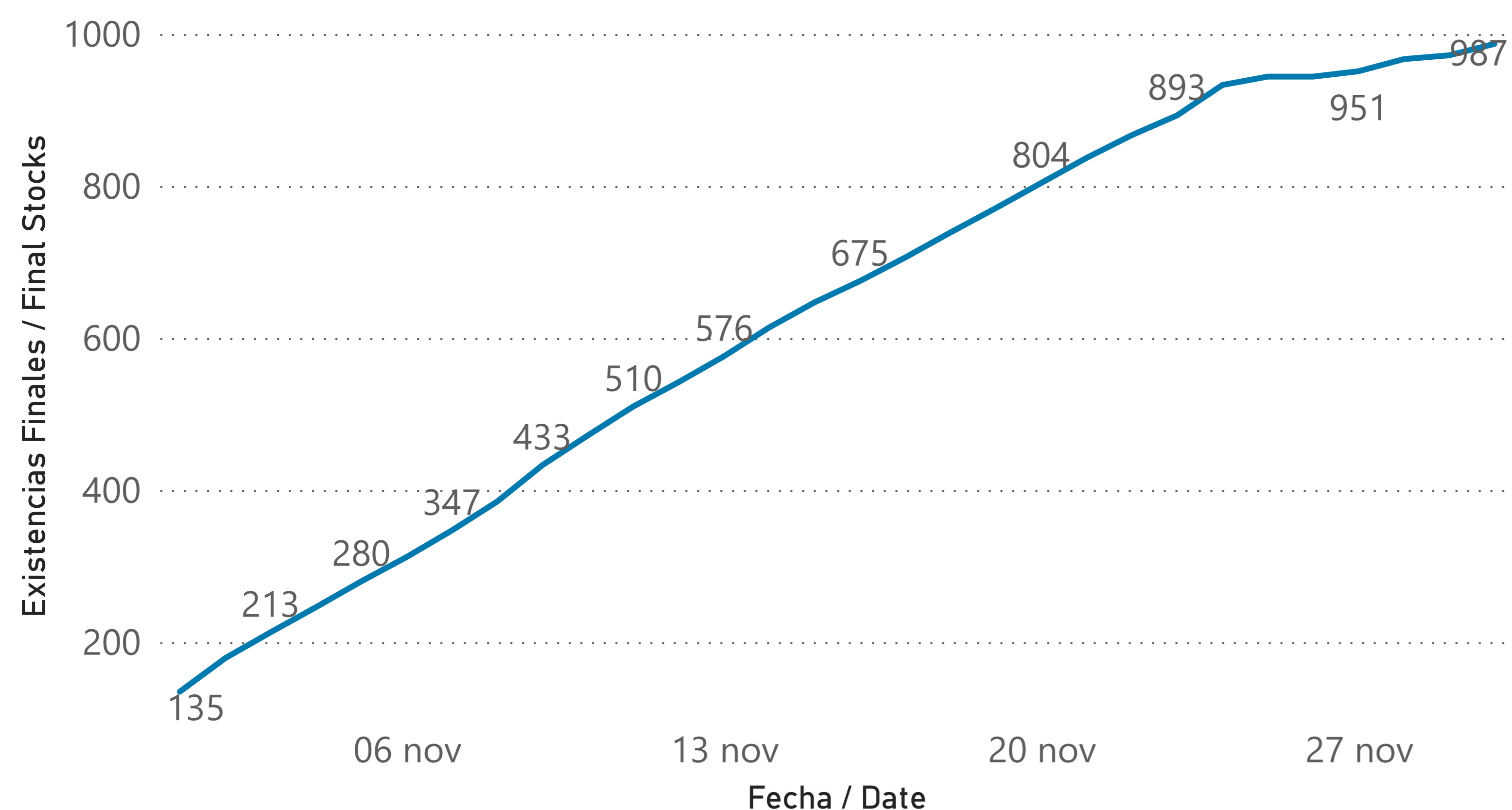
Tipo de Balance ● Correcciones en TVB ● Desbalance en TVB ● Mermas ● OBA



Fecha de Gas / Gas Date	Correcciones en TVB	Desbalance en TVB	Mermas	OBA	Total
01/11/2022	-28	-1	671	-140	502
02/11/2022	-28	-1	668	-206	433
03/11/2022	-28	0	682	-183	471
04/11/2022	-28	0	684	-227	429
05/11/2022	-28	0	713	-312	373
06/11/2022	-28	-1	670	-296	345
07/11/2022	-28	-1	676	-336	311
08/11/2022	-34	0	692	-379	279
09/11/2022	-34	-1	690	-433	222
10/11/2022	-34	0	662	-456	172
11/11/2022	-34	0	671	-501	136
12/11/2022	-34	0	678	-515	129
13/11/2022	-34	0	687	-563	90
14/11/2022	-34	0	667	-618	15
15/11/2022	-34	-1	664	-659	-30
16/11/2022	-34	-46	661	-670	-89
17/11/2022	-34	-81	654	-704	-165
18/11/2022	-34	-66	665	-716	-151
19/11/2022	-34	-30	672	-765	-157
20/11/2022	-34	-1	644	-814	-205
21/11/2022	-34	-1	664	-841	-212
22/11/2022	-34	-1	643	-886	-278
23/11/2022	-34	-3	637	-880	-280
24/11/2022	-34	-5	643	-940	-336
25/11/2022	-34	-5	647	-947	-339
26/11/2022	-34	-3	648	-942	-331
27/11/2022	-34	-3	638	-951	-350
28/11/2022	-34	-1	665	-977	-347
29/11/2022	-34	-1	614	-956	-377
30/11/2022	-34	-1	635	-973	-373

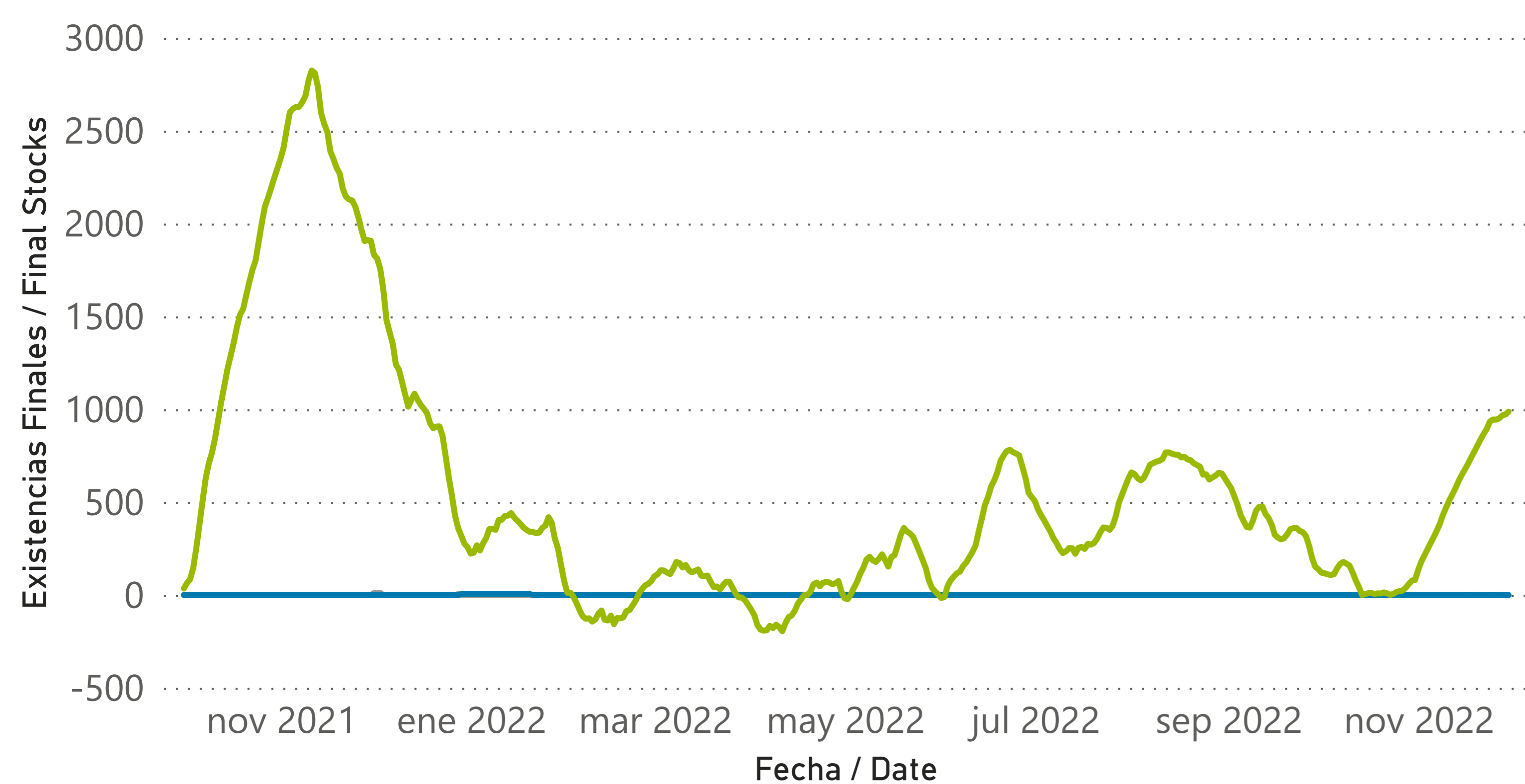


Total existencias cuentas GTS diario provisional en AVB / Total daily provisional stocks monitoring in AVB



Seguimiento provisional de existencias / Provisional stocks monitoring

Tipo de Balance ● Desbalance en AVB ● Mermas ● OBA



Fecha de Gas / Gas Date	Desbalance en AVB	Mermas	OBA	Total
01/11/2022	0	0	135	135
02/11/2022	0	0	179	179
03/11/2022	0	0	213	213
04/11/2022	0	0	246	246
05/11/2022	0	0	280	280
06/11/2022	0	0	312	312
07/11/2022	0	0	347	347
08/11/2022	0	0	385	385
09/11/2022	0	0	433	433
10/11/2022	0	0	472	472
11/11/2022	0	0	510	510
12/11/2022	0	0	542	542
13/11/2022	0	0	576	576
14/11/2022	0	0	614	614
15/11/2022	0	0	647	647
16/11/2022	-1	0	676	675
17/11/2022	-1	0	707	706
18/11/2022	-1	0	740	739
19/11/2022	0	0	771	771
20/11/2022	0	0	804	804
21/11/2022	0	0	837	837
22/11/2022	0	0	867	867
23/11/2022	-1	0	894	893
24/11/2022	-1	0	934	933
25/11/2022	-1	0	945	944
26/11/2022	0	0	944	944
27/11/2022	0	0	951	951
28/11/2022	0	0	967	967
29/11/2022	0	0	972	972
30/11/2022	0	0	987	987