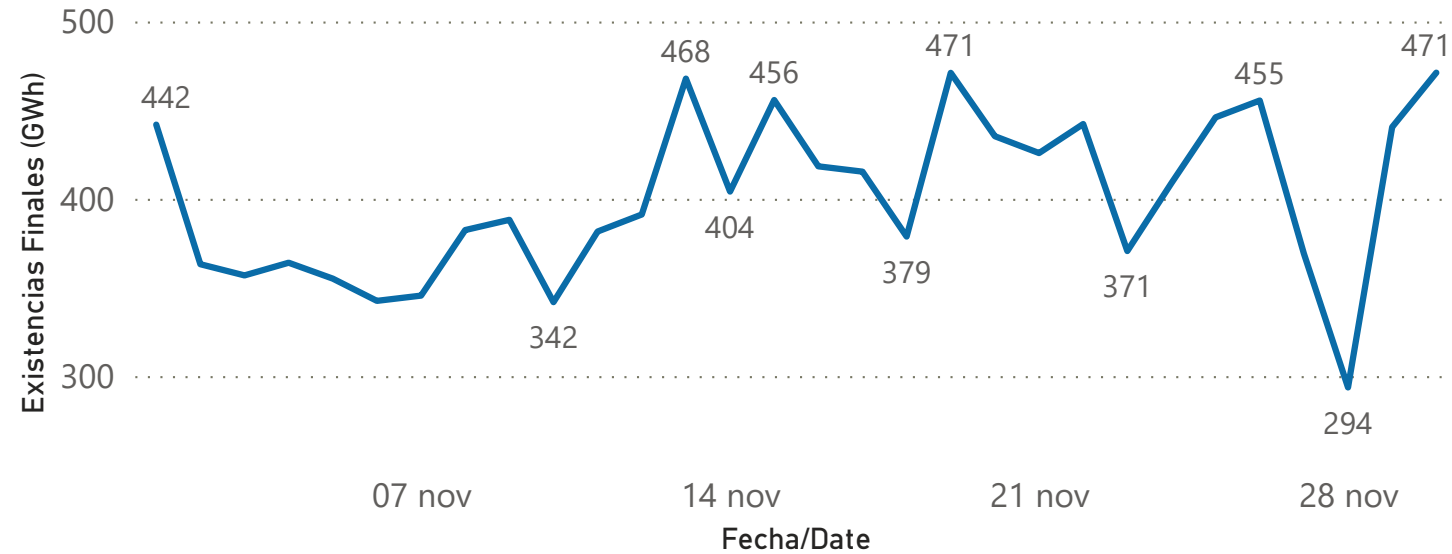




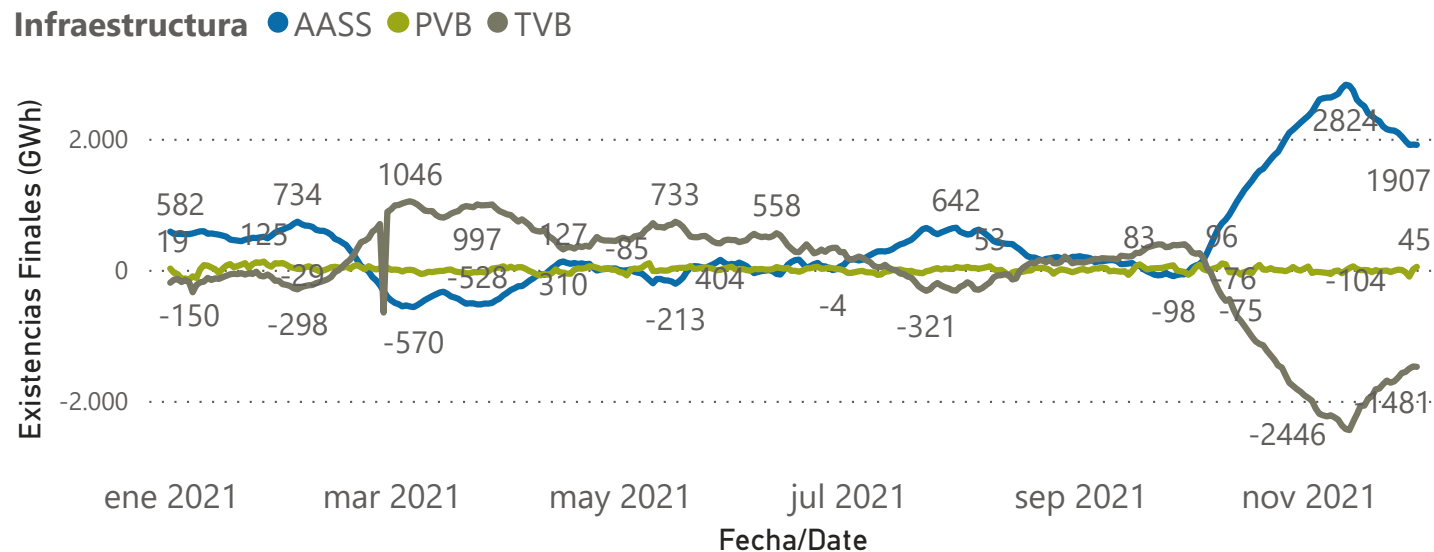
# Evolución Cuentas GTS 2021. GTS Accounts evolution 2021

**Total existencias cuentas GTS diario provisional (GWh) / Total daily provisional stocks monitoring (GWh)**



Fecha de Gas / Gas Date	AASS	PVB	TVB	Total
01/11/2021	2.348	49	-1.955	442
02/11/2021	2.410	-48	-1.998	363
03/11/2021	2.507	-32	-2.117	357
04/11/2021	2.599	-34	-2.201	364
05/11/2021	2.618	-41	-2.221	355
06/11/2021	2.628	-48	-2.238	342
07/11/2021	2.629	-63	-2.220	345
08/11/2021	2.654	-21	-2.251	382
09/11/2021	2.687	-11	-2.288	388
10/11/2021	2.771	-54	-2.376	342
11/11/2021	2.824	-11	-2.431	382
12/11/2021	2.811	26	-2.446	391
13/11/2021	2.736	52	-2.320	468
14/11/2021	2.596	13	-2.205	404
15/11/2021	2.537	-6	-2.075	456
16/11/2021	2.495	-3	-2.073	418
17/11/2021	2.389	-7	-1.967	415
18/11/2021	2.347	-37	-1.931	379
19/11/2021	2.300	-5	-1.825	471
20/11/2021	2.269	-21	-1.813	435
21/11/2021	2.187	-15	-1.746	426
22/11/2021	2.144	-11	-1.691	442
23/11/2021	2.130	-36	-1.723	371
24/11/2021	2.124	-13	-1.702	409
25/11/2021	2.091	2	-1.646	446
26/11/2021	2.033	-2	-1.575	455
27/11/2021	1.965	-37	-1.558	369
28/11/2021	1.906	-104	-1.508	294
29/11/2021	1.911	6	-1.476	440
30/11/2021	1.907	45	-1.481	471

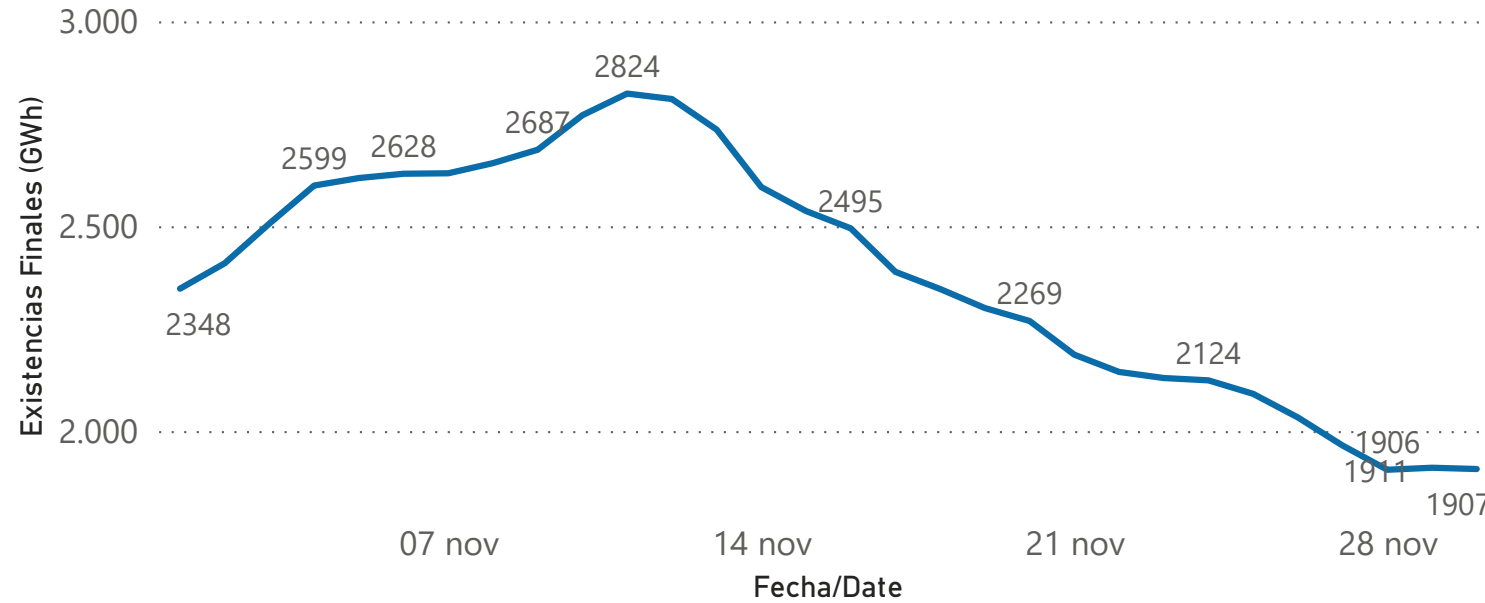
**Seguimiento de existencias por infraestructura durante el periodo seleccionado (GWh) / Provisional stocks monitoring by infrastructure during the selected period (GWh)**



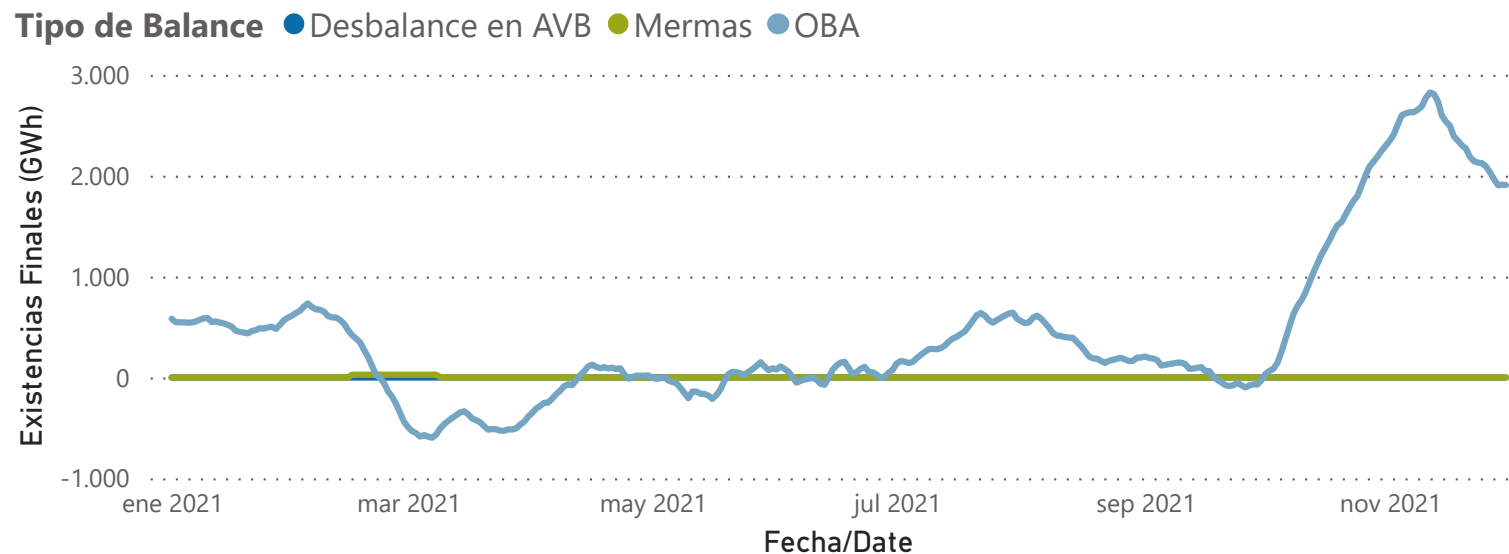


# Evolución Cuentas GTS en AVB 2021. GTS Accounts evolution in AVB 2021

**Total existencias cuentas GTS diario provisional en AASS (GWh) / Total daily provisional stocks monitoring in AASS (GWh)**



**Seguimiento provisional de existencias durante el periodo seleccionado (GWh) / Provisional stocks monitoring during the selected period (GWh)**

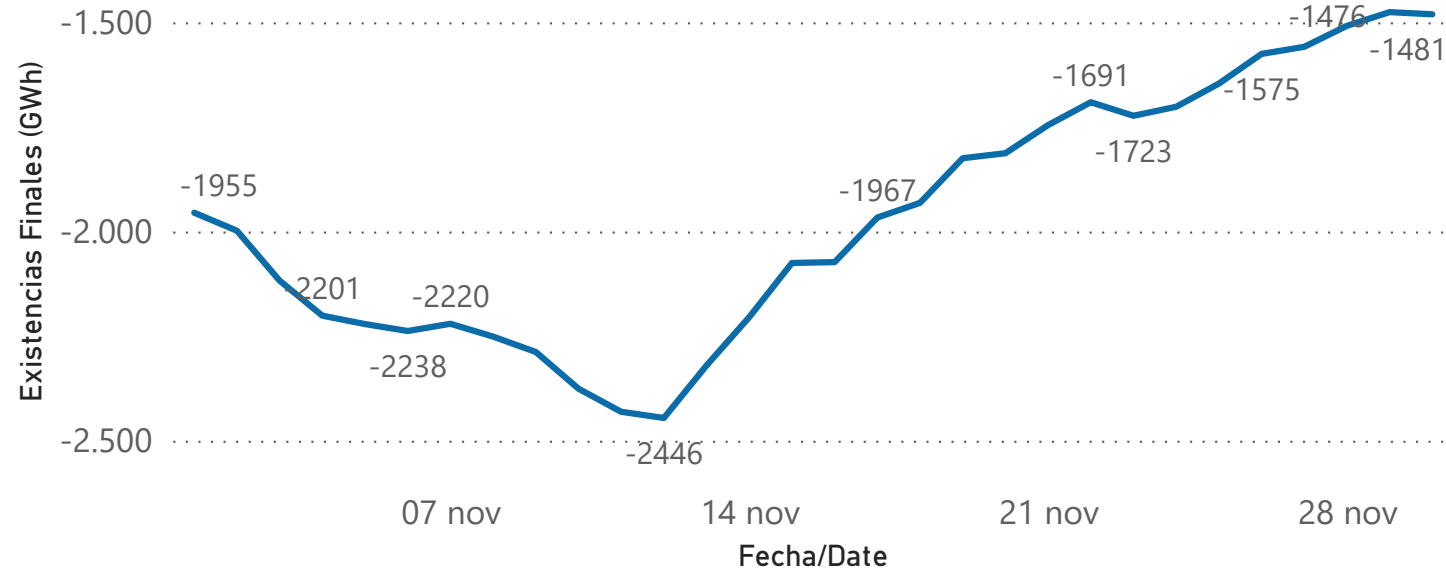


Fecha de Gas / Gas Date	Desbalance en AVB	Mermas	OBA	Total
01/11/2021	0	0	2.348	<b>2.348</b>
02/11/2021	0	0	2.410	<b>2.410</b>
03/11/2021	0	0	2.507	<b>2.507</b>
04/11/2021	0	0	2.599	<b>2.599</b>
05/11/2021	0	0	2.618	<b>2.618</b>
06/11/2021	0	0	2.628	<b>2.628</b>
07/11/2021	0	0	2.629	<b>2.629</b>
08/11/2021	0	0	2.654	<b>2.654</b>
09/11/2021	0	0	2.687	<b>2.687</b>
10/11/2021	0	0	2.771	<b>2.771</b>
11/11/2021	0	0	2.824	<b>2.824</b>
12/11/2021	0	0	2.811	<b>2.811</b>
13/11/2021	0	0	2.736	<b>2.736</b>
14/11/2021	0	0	2.596	<b>2.596</b>
15/11/2021	0	0	2.537	<b>2.537</b>
16/11/2021	0	0	2.495	<b>2.495</b>
17/11/2021	0	0	2.389	<b>2.389</b>
18/11/2021	0	0	2.347	<b>2.347</b>
19/11/2021	0	0	2.300	<b>2.300</b>
20/11/2021	0	0	2.269	<b>2.269</b>
21/11/2021	0	0	2.187	<b>2.187</b>
22/11/2021	0	0	2.144	<b>2.144</b>
23/11/2021	0	0	2.130	<b>2.130</b>
24/11/2021	0	0	2.124	<b>2.124</b>
25/11/2021	0	0	2.091	<b>2.091</b>
26/11/2021	0	0	2.033	<b>2.033</b>
27/11/2021	0	0	1.965	<b>1.965</b>
28/11/2021	0	0	1.906	<b>1.906</b>
29/11/2021	0	0	1.911	<b>1.911</b>
30/11/2021	0	0	1.907	<b>1.907</b>

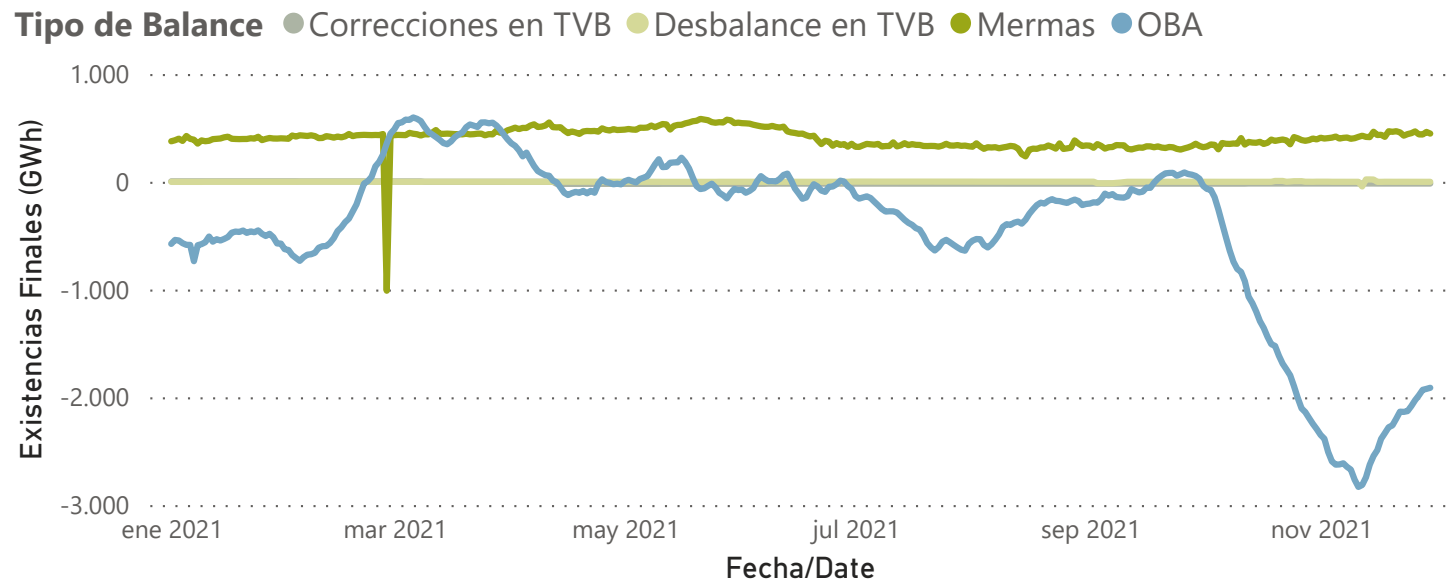


# Evolución Cuentas GTS en TVB 2021. GTS Accounts evolution in TVB 2021

## Total existencias cuentas GTS diario provisional en PVB (GWh) / Total daily provisional stocks monitoring in TVB (GWh)



## Seguimiento provisional de existencias durante el periodo seleccionado (GWh) / Provisional stocks monitoring during the selected period (GWh)

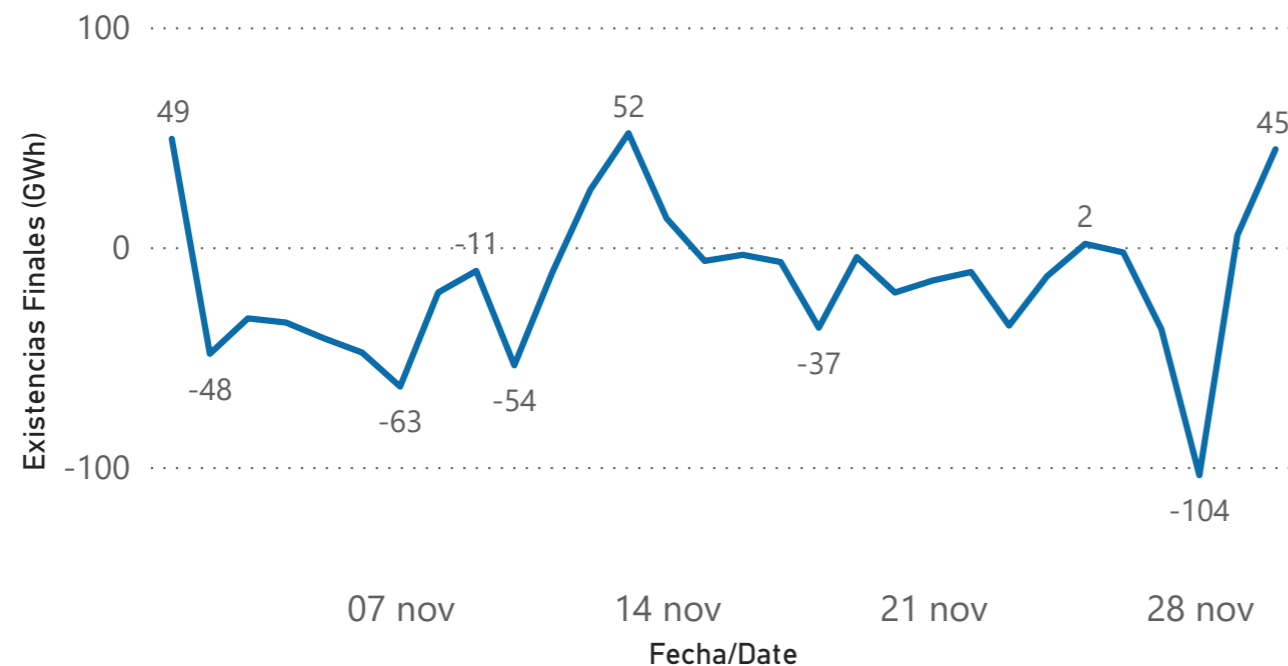


Fecha de Gas / Gas Date	Correcciones en TVB	Desbalance en TVB	Mermas	OBA	Total
01/11/2021	-16	1	409	-2.349	<b>-1.955</b>
02/11/2021	-16	1	401	-2.384	<b>-1.998</b>
03/11/2021	-16	1	405	-2.508	<b>-2.117</b>
04/11/2021	-16	0	410	-2.595	<b>-2.201</b>
05/11/2021	-16	0	420	-2.625	<b>-2.221</b>
06/11/2021	-16	0	401	-2.623	<b>-2.238</b>
07/11/2021	-16	0	408	-2.612	<b>-2.220</b>
08/11/2021	-16	0	411	-2.646	<b>-2.251</b>
09/11/2021	-16	0	399	-2.671	<b>-2.288</b>
10/11/2021	-16	0	405	-2.764	<b>-2.376</b>
11/11/2021	-16	0	417	-2.831	<b>-2.431</b>
12/11/2021	-16	-43	427	-2.814	<b>-2.446</b>
13/11/2021	-16	22	417	-2.743	<b>-2.320</b>
14/11/2021	-16	22	415	-2.625	<b>-2.205</b>
15/11/2021	-16	21	464	-2.544	<b>-2.075</b>
16/11/2021	-16	-1	434	-2.490	<b>-2.073</b>
17/11/2021	-16	-1	436	-2.386	<b>-1.967</b>
18/11/2021	-16	0	417	-2.333	<b>-1.931</b>
19/11/2021	-16	0	469	-2.278	<b>-1.825</b>
20/11/2021	-16	0	464	-2.260	<b>-1.813</b>
21/11/2021	-16	0	469	-2.199	<b>-1.746</b>
22/11/2021	-16	0	459	-2.133	<b>-1.691</b>
23/11/2021	-16	0	428	-2.135	<b>-1.723</b>
24/11/2021	-16	0	442	-2.128	<b>-1.702</b>
25/11/2021	-16	0	451	-2.081	<b>-1.646</b>
26/11/2021	-16	0	468	-2.027	<b>-1.575</b>
27/11/2021	-16	0	440	-1.982	<b>-1.558</b>
28/11/2021	-16	0	439	-1.931	<b>-1.508</b>
29/11/2021	-16	0	463	-1.922	<b>-1.476</b>
30/11/2021	-16	0	447	-1.912	<b>-1.481</b>



# Evolución Cuentas GTS en PVB 2021. GTS Accounts evolution in PVB 2021

## Total existencias cuentas GTS diario provisional en PVB (GWh) / Total daily provisional stocks monitoring in PVB (GWh)



Fecha de Gas / Gas Date	Acciones de Balance	Desbalance AVB	Desbalance TVB	Gas Colchón	Gas Operación	Gas Talón	Mermas	OBA - PVB	Total
01/11/2021	-250	0	0	0	3	0	300	-4	<b>49</b>
02/11/2021	-303	0	0	0	4	0	286	-35	<b>-48</b>
03/11/2021	-315	0	0	0	1	0	291	-10	<b>-32</b>
04/11/2021	-309	0	0	0	0	0	294	-18	<b>-34</b>
05/11/2021	-315	0	0	0	-2	0	292	-17	<b>-41</b>
06/11/2021	-319	0	0	0	-2	0	290	-18	<b>-48</b>
07/11/2021	-328	0	0	0	-1	0	285	-19	<b>-63</b>
08/11/2021	-287	0	0	0	-2	0	288	-20	<b>-21</b>
09/11/2021	-289	0	0	0	-3	0	303	-22	<b>-11</b>
10/11/2021	-325	0	0	0	-4	0	295	-20	<b>-54</b>
11/11/2021	-285	0	0	0	-5	0	300	-22	<b>-12</b>
12/11/2021	-250	0	0	0	-5	0	303	-22	<b>26</b>
13/11/2021	-220	0	0	0	-2	0	308	-23	<b>62</b>
14/11/2021	-256	0	0	0	-4	0	302	-9	<b>33</b>
15/11/2021	-266	0	0	0	-8	0	300	-16	<b>9</b>
16/11/2021	-283	0	0	0	-4	0	308	-13	<b>7</b>
17/11/2021	-305	0	0	0	-2	0	310	-5	<b>-1</b>
18/11/2021	-332	0	0	0	0	0	306	-11	<b>-36</b>
19/11/2021	-312	0	0	0	0	0	312	-10	<b>-9</b>
20/11/2021	-318	0	0	0	-1	0	312	-9	<b>-16</b>
21/11/2021	-306	0	0	0	-2	0	315	-8	<b>0</b>
22/11/2021	-293	0	0	0	-4	0	311	-14	<b>0</b>
23/11/2021	-338	0	0	0	-3	0	318	-6	<b>-29</b>
24/11/2021	-312	0	0	0	-3	0	308	-3	<b>-10</b>
25/11/2021	-295	0	0	0	-1	0	314	-17	<b>1</b>
26/11/2021	-298	0	0	0	-2	0	309	-16	<b>-6</b>
27/11/2021	-336	0	0	0	0	0	313	-8	<b>-31</b>
28/11/2021	-389	0	0	0	4	0	311	-15	<b>-88</b>
29/11/2021	-274	0	0	0	4	0	314	-27	<b>17</b>
30/11/2021	-249	0	0	0	-1	0	320	-17	<b>53</b>

## Seguimiento provisional de existencias durante el periodo seleccionado (GWh) / Provisional stocks monitoring during the selected period (GWh)

