



**Informe de Seguimiento de
cuentas GTS / GTS Accounts
Tracking Report**

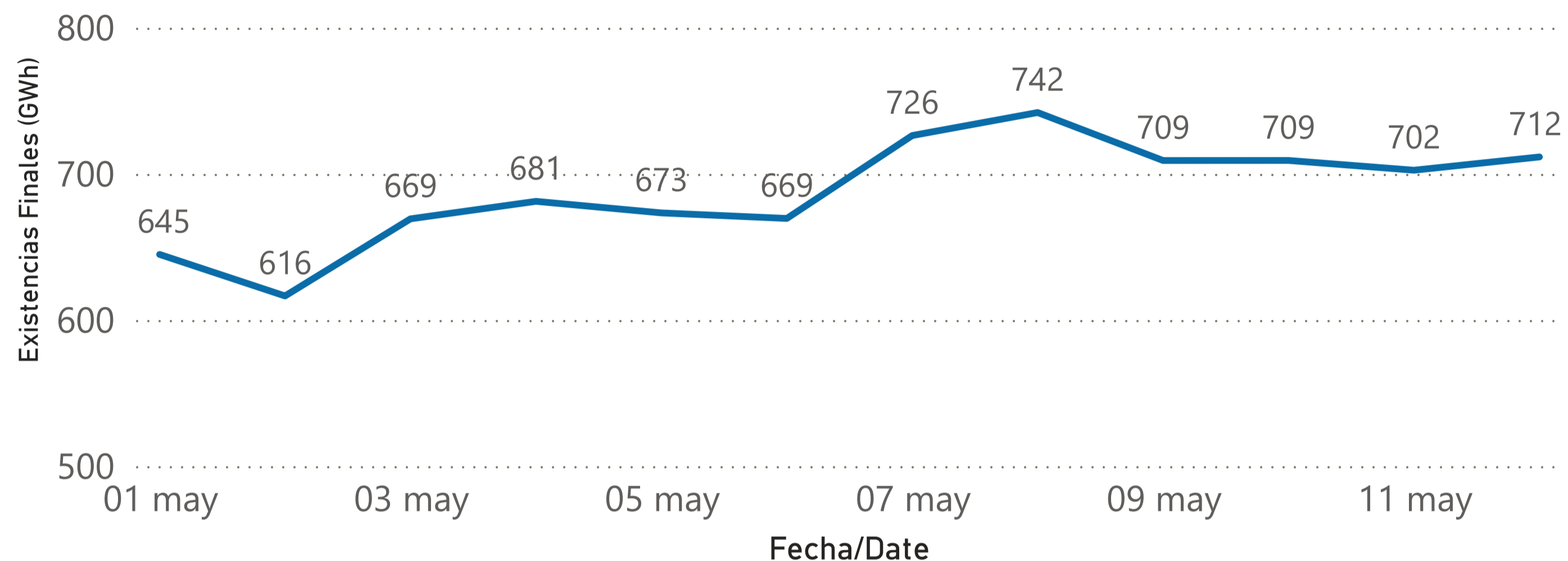
14/05/2024





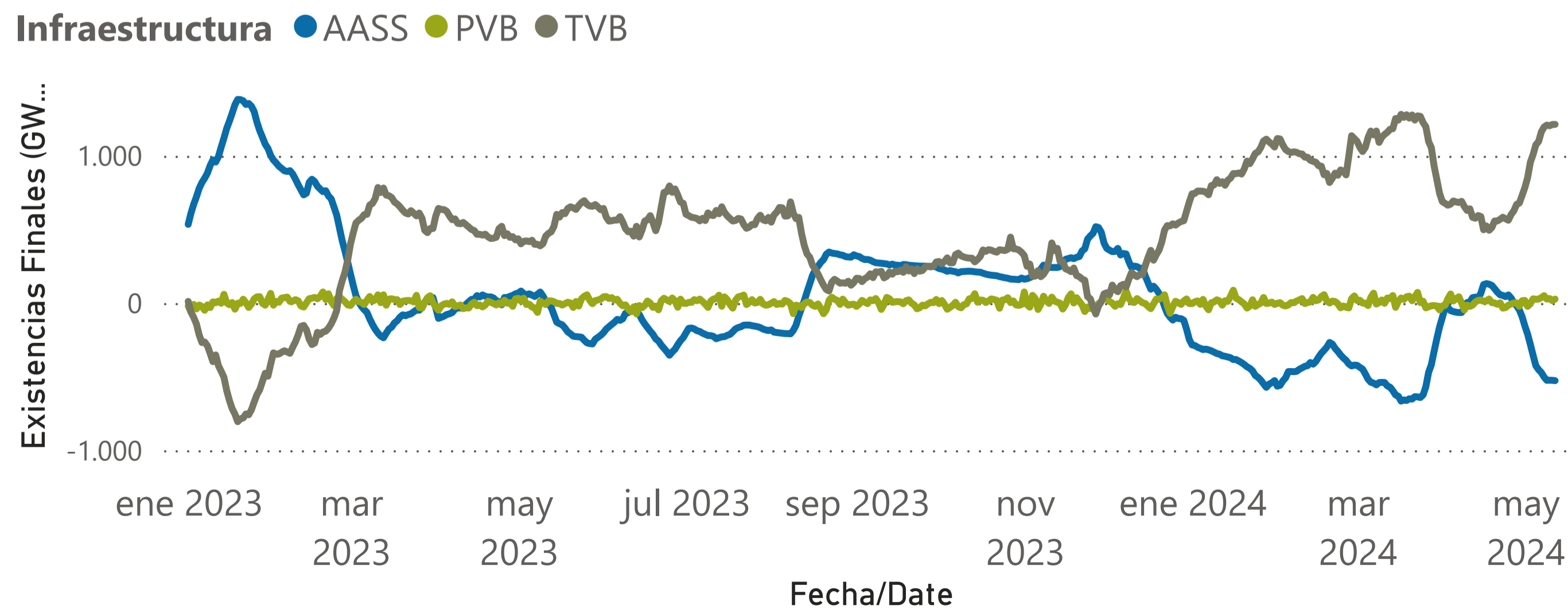
Evolución Cuentas GTS 2024. GTS Accounts evolution 2024

Total existencias cuentas GTS diario provisional (GWh) / Total daily provisional stocks monitoring (GWh)



| Fecha de Gas / Gas Date | AASS | PVB | TVB | Total |
|-------------------------|------|-----|-------|------------|
| 01/05/2024 | -156 | 17 | 783 | 645 |
| 02/05/2024 | -211 | -23 | 851 | 616 |
| 03/05/2024 | -281 | -5 | 956 | 669 |
| 04/05/2024 | -355 | 28 | 1.008 | 681 |
| 05/05/2024 | -426 | 25 | 1.074 | 673 |
| 06/05/2024 | -453 | 26 | 1.096 | 669 |
| 07/05/2024 | -473 | 36 | 1.162 | 726 |
| 08/05/2024 | -503 | 50 | 1.195 | 742 |
| 09/05/2024 | -526 | 27 | 1.208 | 709 |
| 10/05/2024 | -525 | 30 | 1.204 | 709 |
| 11/05/2024 | -525 | 16 | 1.212 | 702 |
| 12/05/2024 | -528 | 26 | 1.213 | 712 |

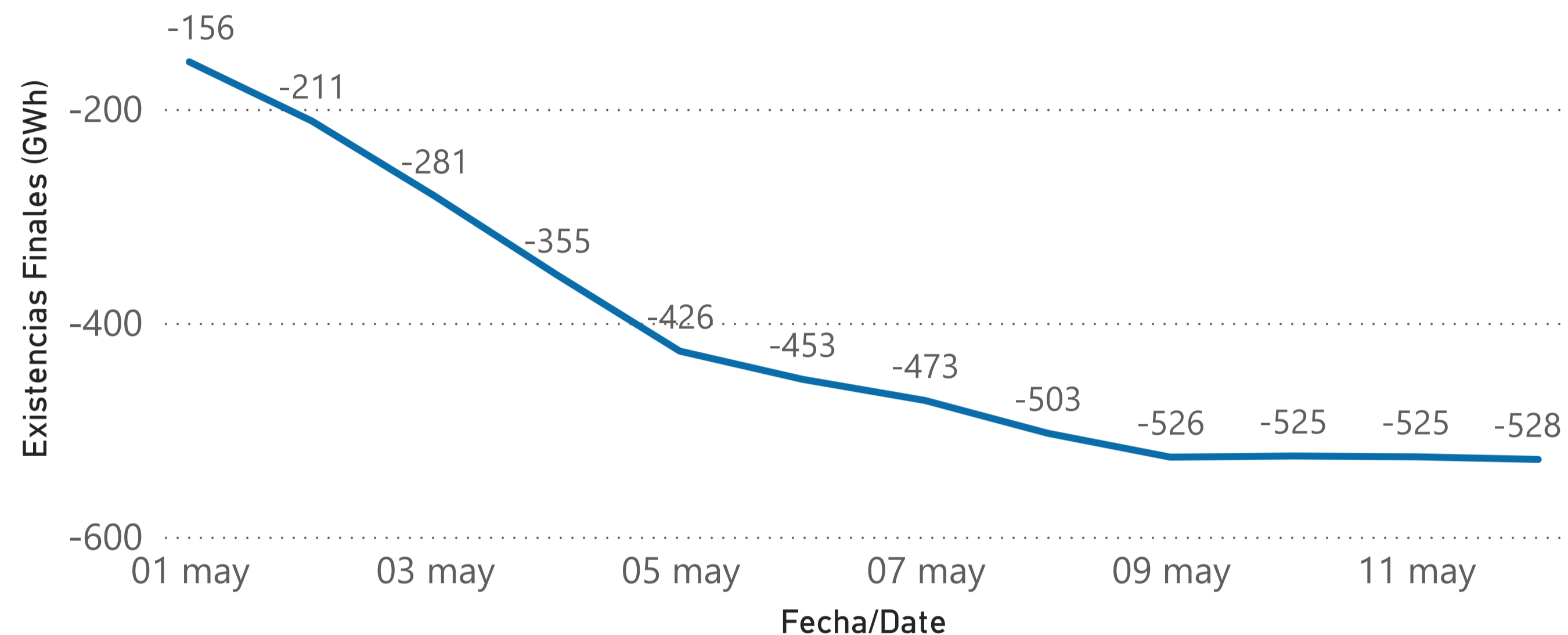
Seguimiento de existencias por infraestructura durante el periodo seleccionado (GWh) / Provisional stocks monitoring by infrastructure during the selected period (GWh)



Evolución Cuentas GTS en AVB 2024. GTS Accounts evolution in AVB 2024



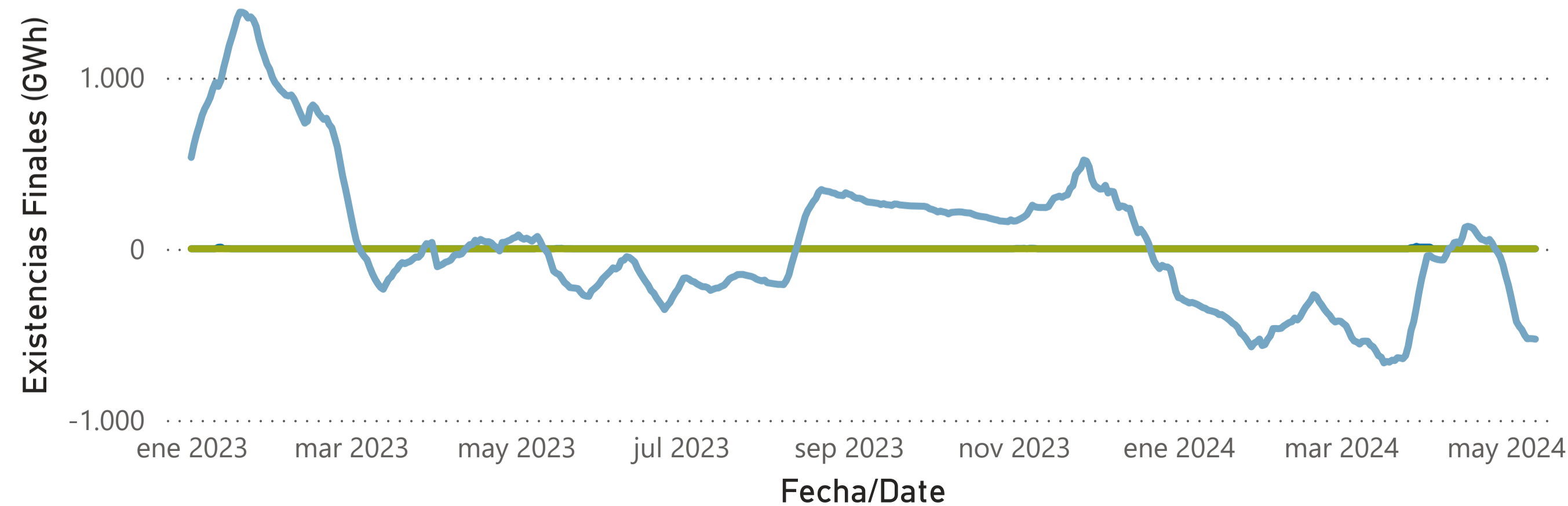
Total existencias cuentas GTS diario provisional en AVB (GWh) / Total daily provisional stocks monitoring in AVB (GWh)



| Fecha de Gas / Gas Date | Desbalance en AVB | Mermas | OBA | Total |
|-------------------------|-------------------|--------|------|-------------|
| 01/05/2024 | 0 | 0 | -156 | -156 |
| 02/05/2024 | 0 | 0 | -211 | -211 |
| 03/05/2024 | 0 | 0 | -281 | -281 |
| 04/05/2024 | 0 | 0 | -355 | -355 |
| 05/05/2024 | 0 | 0 | -426 | -426 |
| 06/05/2024 | 0 | 0 | -453 | -453 |
| 07/05/2024 | 0 | 0 | -473 | -473 |
| 08/05/2024 | 0 | 0 | -503 | -503 |
| 09/05/2024 | 0 | 0 | -526 | -526 |
| 10/05/2024 | 0 | 0 | -525 | -525 |
| 11/05/2024 | 0 | 0 | -525 | -525 |
| 12/05/2024 | 0 | 0 | -528 | -528 |

Seguimiento provisional de existencias durante el periodo seleccionado (GWh) / Provisional stocks monitoring during the selected period (GWh)

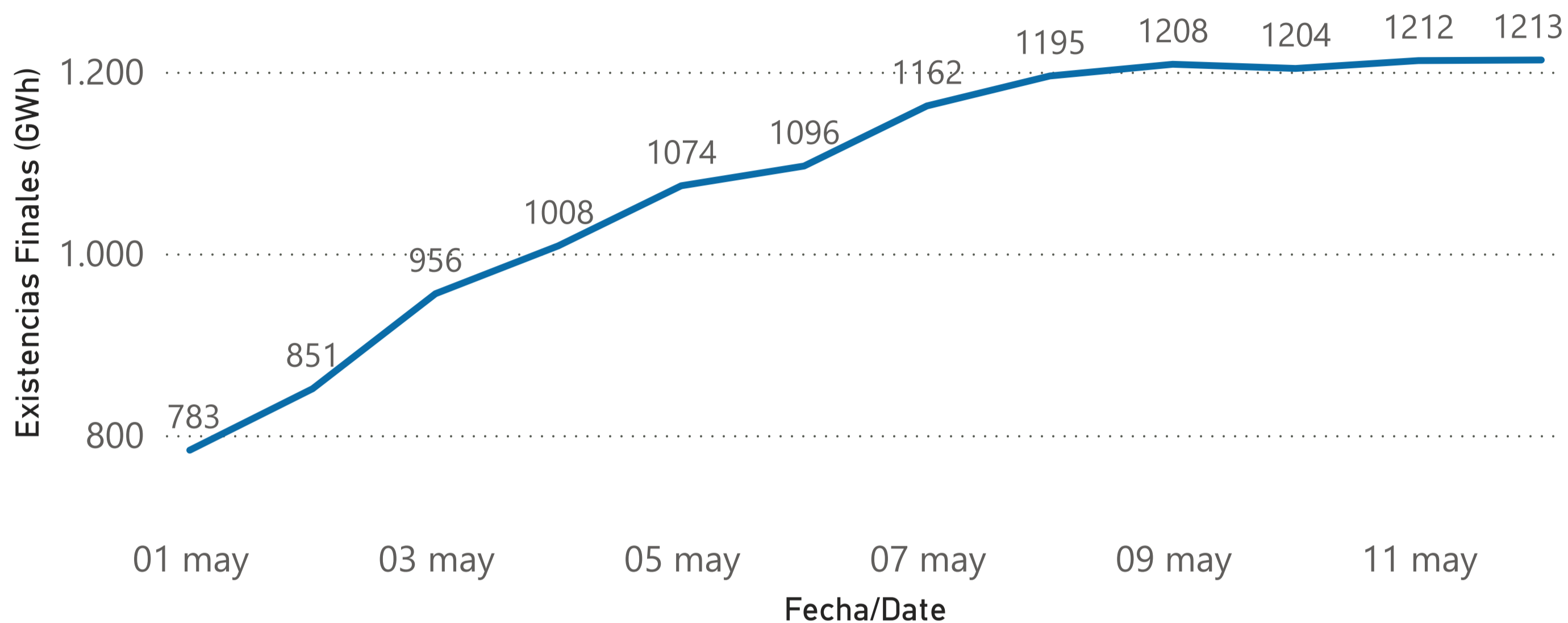
Tipo de Balance ● Desbalance en AVB ● Mermas ● OBA



Evolución Cuentas GTS en TVB 2024. GTS Accounts evolution in TVB 2024



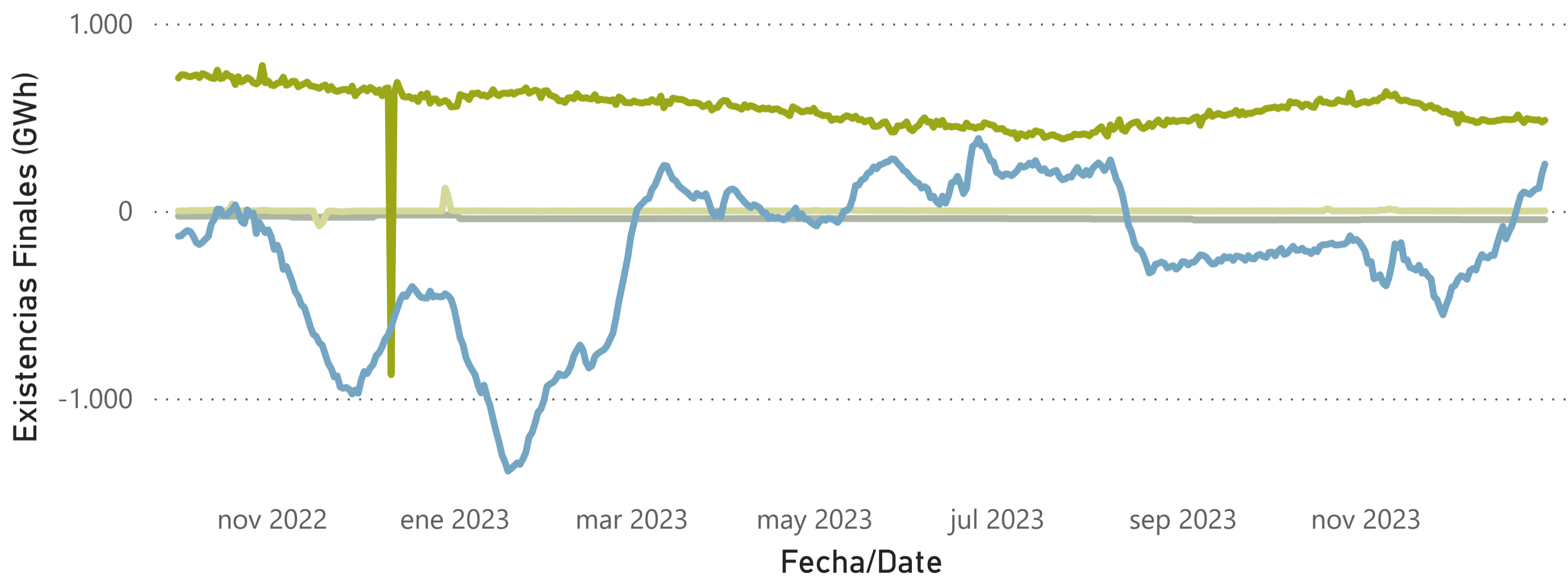
Total existencias cuentas GTS diario provisional en TVB (GWh) / Total daily provisional stocks monitoring in TVB (GWh)



| Fecha de Gas / Gas Date | Correcciones en TVB | Desbalance en TVB | Mermas | OBA | Total |
|-------------------------|---------------------|-------------------|--------|-----|--------------|
| 01/05/2024 | -55 | -1 | 718 | 121 | 783 |
| 02/05/2024 | -55 | -1 | 701 | 206 | 851 |
| 03/05/2024 | -55 | -1 | 717 | 294 | 956 |
| 04/05/2024 | -55 | 0 | 712 | 352 | 1.008 |
| 05/05/2024 | -55 | -1 | 706 | 423 | 1.074 |
| 06/05/2024 | -55 | -1 | 709 | 443 | 1.096 |
| 07/05/2024 | -55 | 0 | 729 | 488 | 1.162 |
| 08/05/2024 | -55 | 0 | 732 | 518 | 1.195 |
| 09/05/2024 | -55 | -1 | 728 | 535 | 1.208 |
| 10/05/2024 | -55 | -1 | 736 | 523 | 1.204 |
| 11/05/2024 | -55 | -1 | 739 | 529 | 1.212 |
| 12/05/2024 | -55 | -1 | 734 | 534 | 1.213 |

Seguimiento provisional de existencias durante el periodo seleccionado (GWh) / Provisional stocks monitoring during the selected period (GWh)

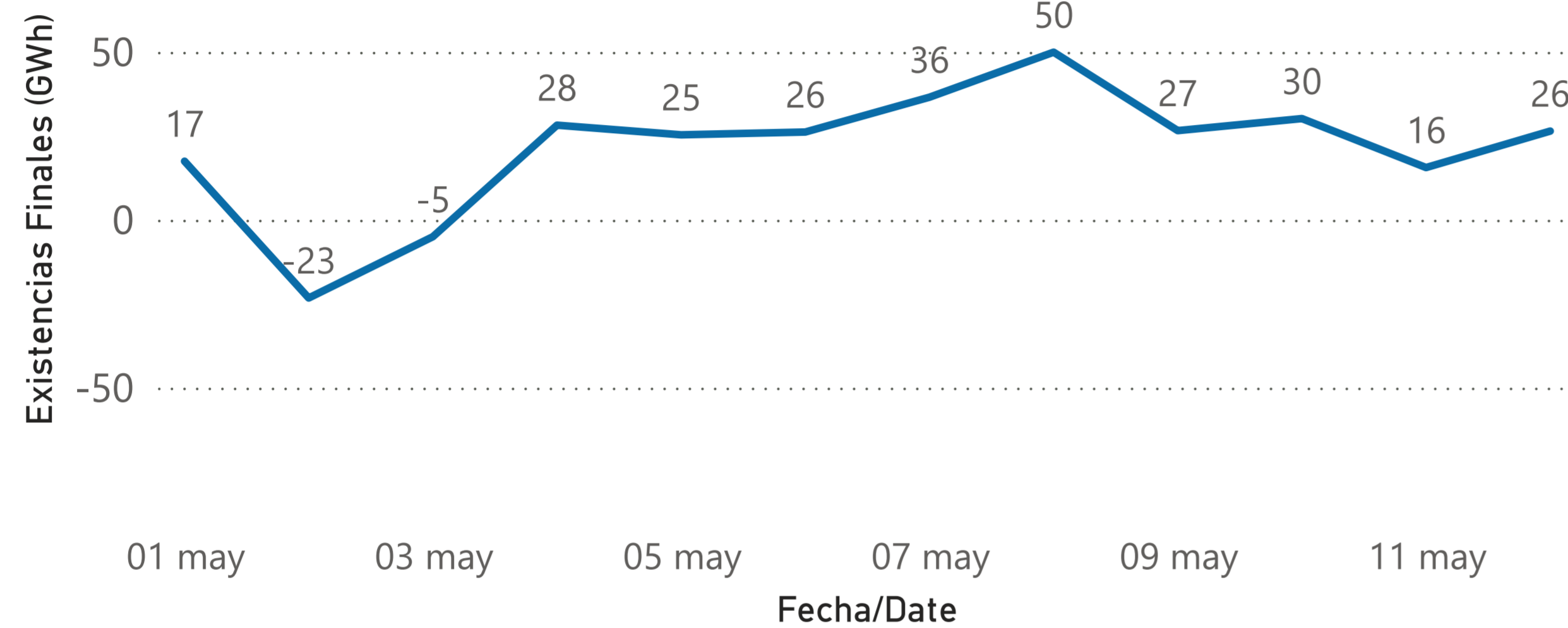
Tipo de Balance ● Correcciones en TVB ● Desbalance en TVB ● Mermas ● OBA





Evolución Cuentas GTS en PVB 2024. GTS Accounts evolution in PVB 2024

Total existencias cuentas GTS diario provisional en PVB (GWh) / Total daily provisional stocks monitoring in PVB (GWh)



| Fecha de Gas / Gas Date | Acciones de Balance | Desbalance AVB | Desbalance TVB | Gas Colchón | Gas Operación | Gas Talón | Mermas | OBA - PVB | Total |
|-------------------------|---------------------|----------------|----------------|-------------|---------------|-----------|--------|-----------|-------|
| 01/05/2024 | -23 | 0 | 0 | 0 | 3 | 0 | 0 | 38 | 17 |
| 02/05/2024 | -42 | 0 | 0 | 0 | 1 | 0 | -2 | 20 | -23 |
| 03/05/2024 | -19 | 0 | 0 | 0 | 1 | 0 | -1 | 14 | -5 |
| 04/05/2024 | -5 | 0 | 0 | 0 | 2 | 0 | 5 | 26 | 28 |
| 05/05/2024 | -7 | 0 | 0 | 0 | 4 | 0 | 4 | 24 | 25 |
| 06/05/2024 | -10 | 0 | 0 | 0 | 4 | 0 | 7 | 25 | 26 |
| 07/05/2024 | -39 | 0 | 0 | 0 | -1 | 0 | 72 | 4 | 36 |
| 08/05/2024 | -27 | 0 | 0 | 0 | -1 | 0 | 77 | 2 | 50 |
| 09/05/2024 | -57 | 0 | 0 | 0 | -2 | 0 | 79 | 8 | 27 |
| 10/05/2024 | -67 | 0 | 0 | 0 | -3 | 0 | 80 | 20 | 30 |
| 11/05/2024 | -70 | 0 | 0 | 0 | -1 | 0 | 76 | 11 | 16 |
| 12/05/2024 | -65 | 0 | 0 | 0 | 2 | 0 | 74 | 16 | 26 |

Seguimiento provisional de existencias durante el periodo seleccionado (GWh) / Provisional stocks monitoring during the selected period (GWh)

