



**Informe de Seguimiento de  
cuentas GTS / GTS Accounts  
Tracking Report**

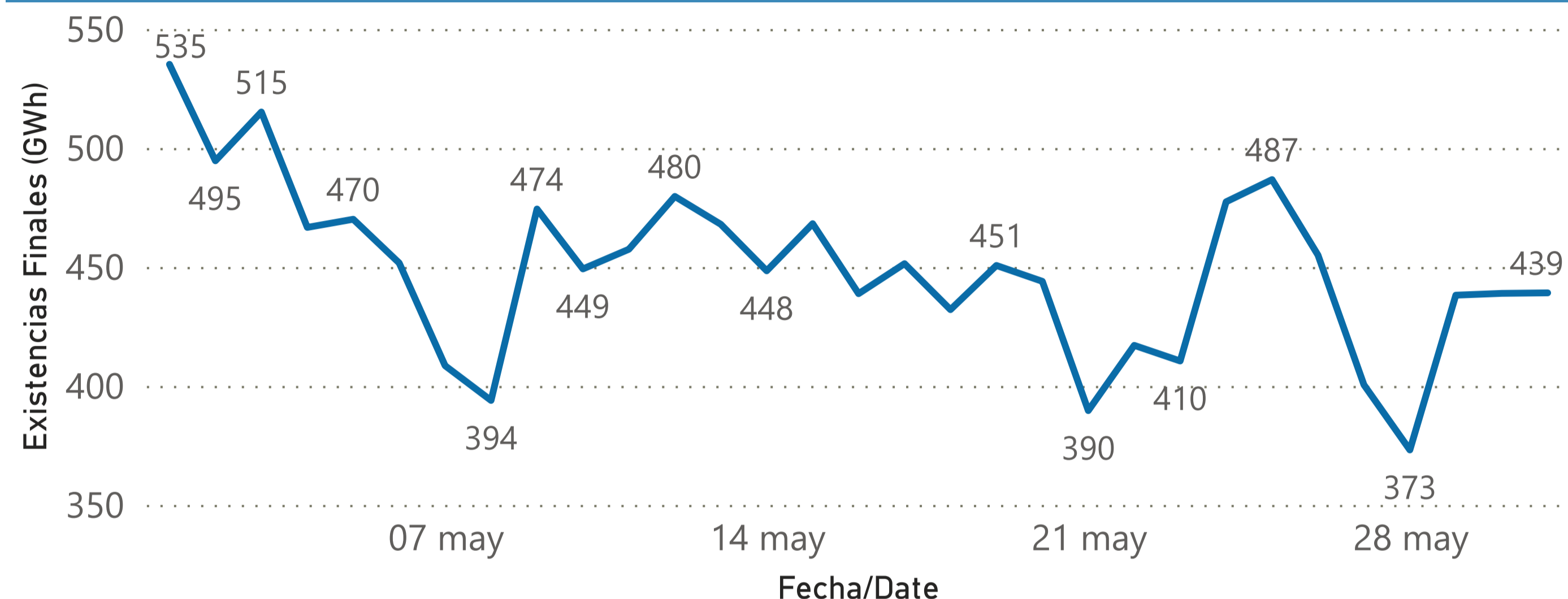
06/06/2023



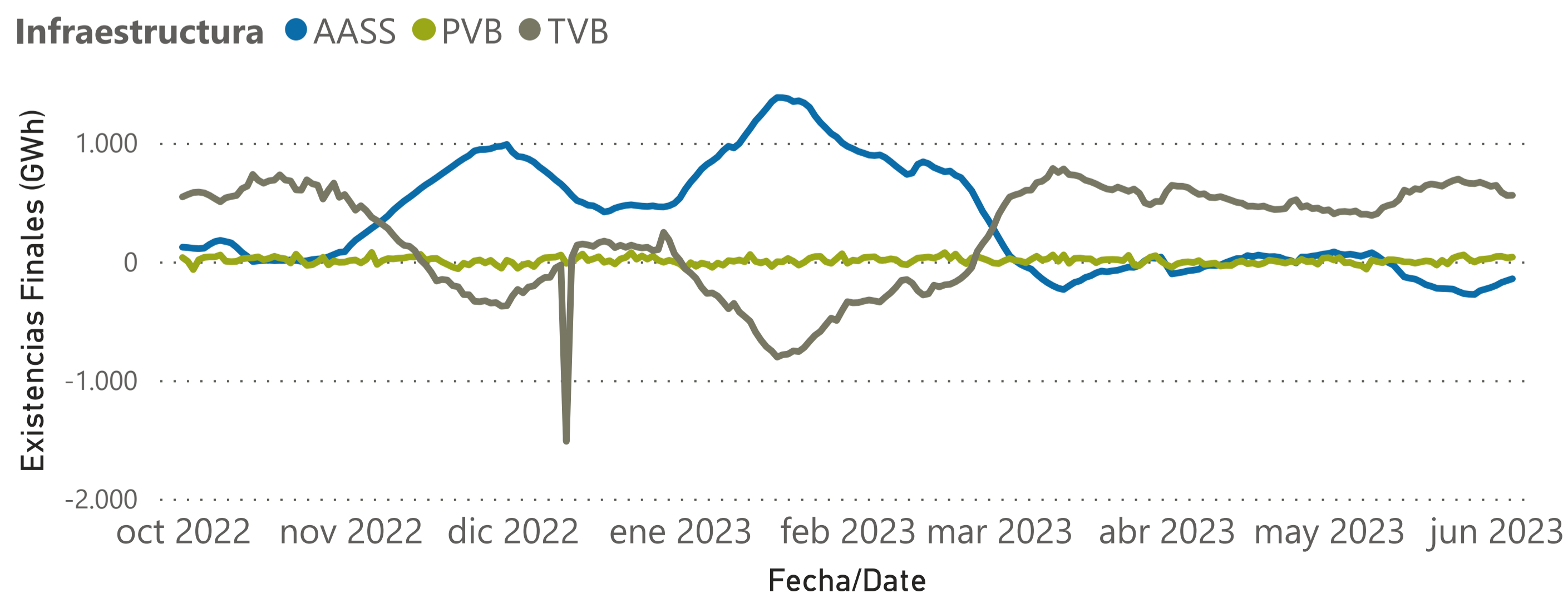


# Evolución Cuentas GTS 2023. GTS Accounts evolution 2023

## Total existencias cuentas GTS diario provisional (GWh) / Total daily provisional stocks monitoring (GWh)



## Seguimiento de existencias por infraestructura durante el periodo seleccionado (GWh) / Provisional stocks monitoring by infrastructure during the selected period (GWh)

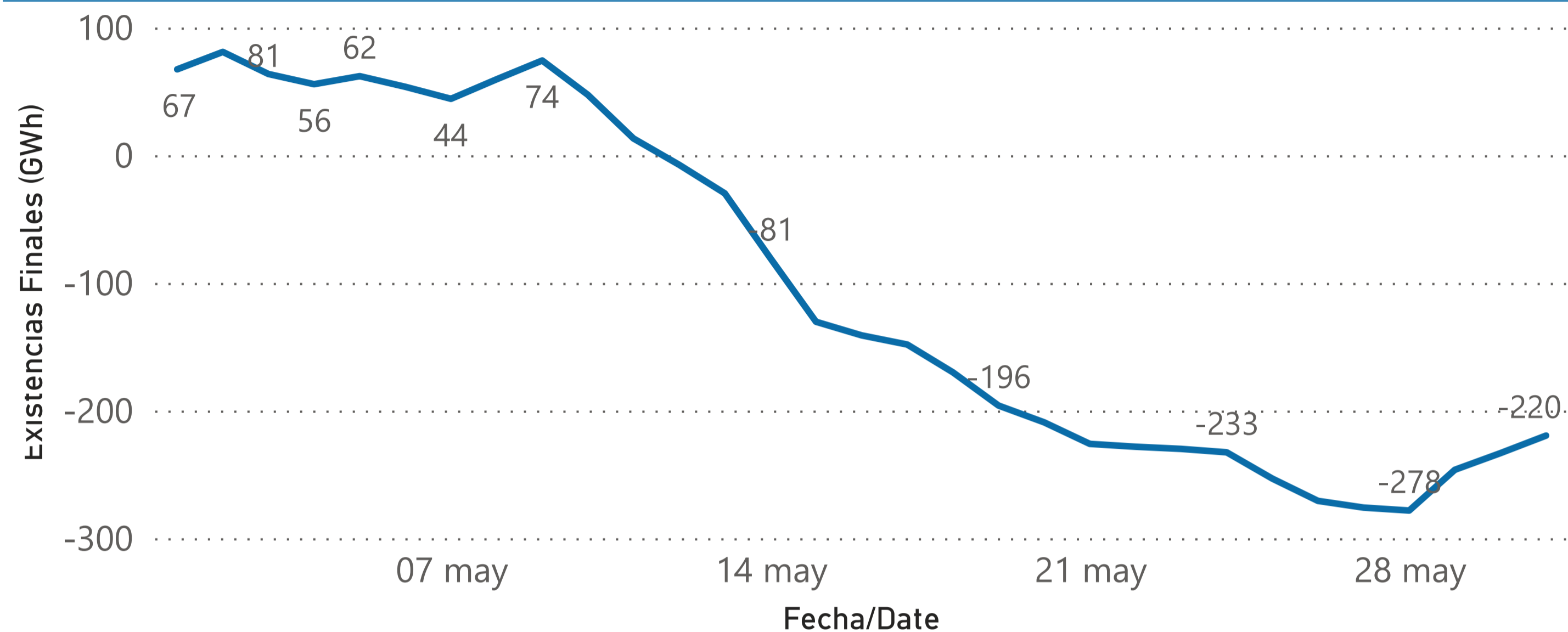


Fecha de Gas / Gas Date	AASS	PVB	TVB	Total
01/05/2023	67	32	436	<b>535</b>
02/05/2023	81	12	402	<b>495</b>
03/05/2023	64	32	419	<b>515</b>
04/05/2023	56	-11	422	<b>467</b>
05/05/2023	62	-8	416	<b>470</b>
06/05/2023	54	-28	426	<b>452</b>
07/05/2023	44	-34	398	<b>408</b>
08/05/2023	59	-64	399	<b>394</b>
09/05/2023	74	12	388	<b>474</b>
10/05/2023	47	-1	403	<b>449</b>
11/05/2023	13	-10	454	<b>457</b>
12/05/2023	-7	15	472	<b>480</b>
13/05/2023	-30	14	483	<b>468</b>
14/05/2023	-81	9	520	<b>448</b>
15/05/2023	-130	-3	602	<b>468</b>
16/05/2023	-141	-3	583	<b>439</b>
17/05/2023	-148	-14	614	<b>451</b>
18/05/2023	-170	-4	606	<b>432</b>
19/05/2023	-196	5	642	<b>451</b>
20/05/2023	-209	0	653	<b>444</b>
21/05/2023	-226	-30	646	<b>390</b>
22/05/2023	-228	10	635	<b>417</b>
23/05/2023	-230	-21	661	<b>410</b>
24/05/2023	-233	28	682	<b>477</b>
25/05/2023	-253	45	695	<b>487</b>
26/05/2023	-271	56	670	<b>455</b>
27/05/2023	-276	18	658	<b>400</b>
28/05/2023	-278	-5	656	<b>373</b>
29/05/2023	-246	16	668	<b>438</b>
30/05/2023	-233	20	652	<b>439</b>
31/05/2023	-220	26	633	<b>439</b>

# Evolución Cuentas GTS en AVB 2023. GTS Accounts evolution in AVB 2023

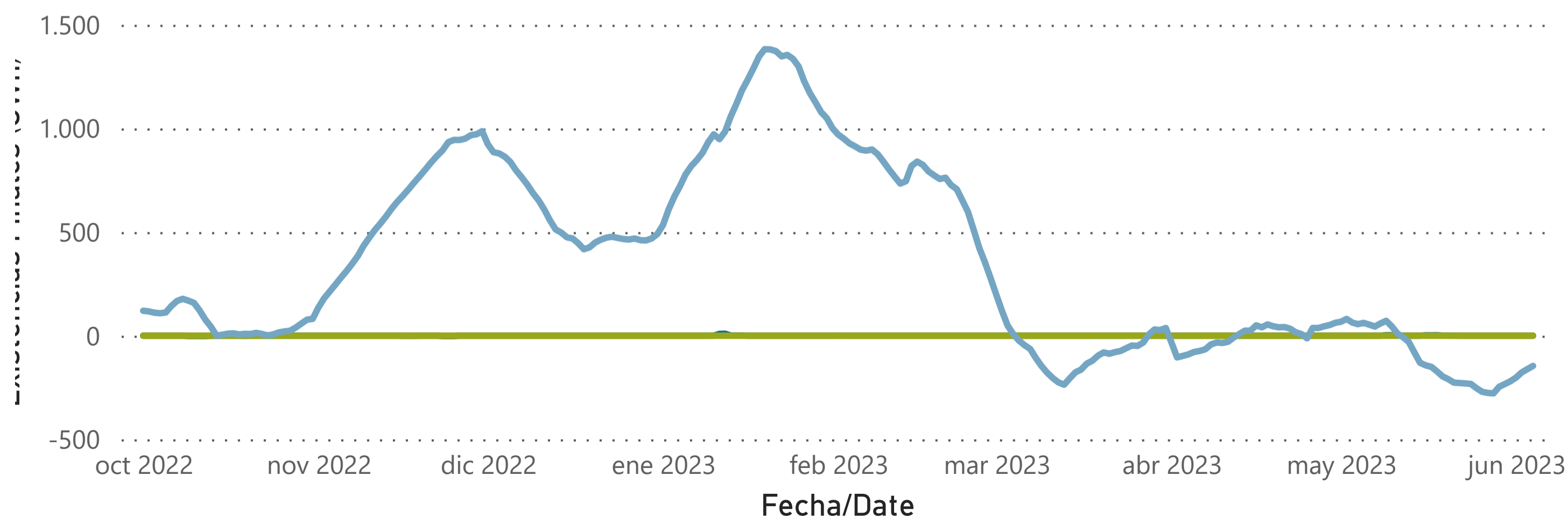


## Total existencias cuentas GTS diario provisional en AVB (GWh) / Total daily provisional stocks monitoring in AVB (GWh)



## Seguimiento provisional de existencias durante el periodo seleccionado (GWh) / Provisional stocks monitoring during the selected period (GWh)

tipo de Balance ● Desbalance en AVB ● Mermas ● OBA

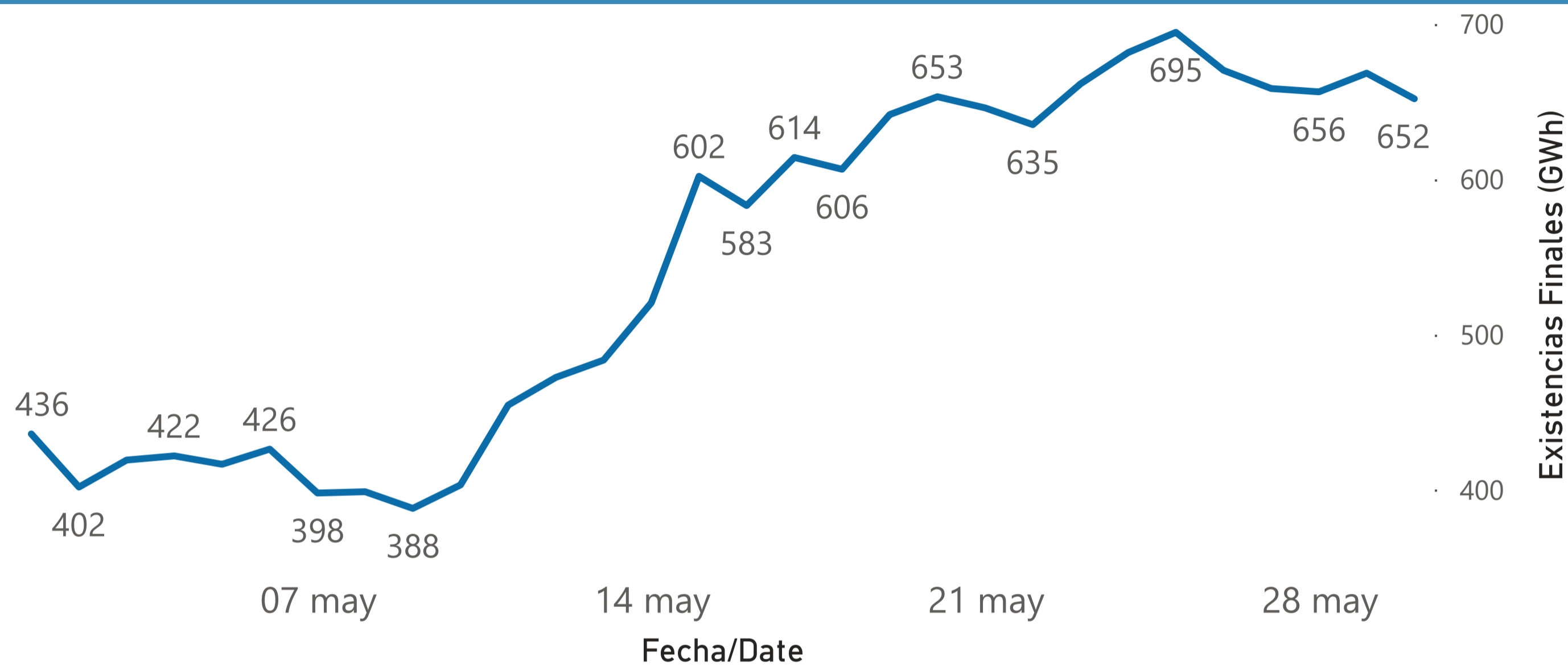


Fecha de Gas / Gas Date	Desbalance en AVB	Mermas	OBA	Total
01/05/2023	0	0	67	67
02/05/2023	0	0	81	81
03/05/2023	0	0	64	64
04/05/2023	0	0	56	56
05/05/2023	0	0	62	62
06/05/2023	0	0	54	54
07/05/2023	0	0	44	44
08/05/2023	0	0	59	59
09/05/2023	2	0	72	74
10/05/2023	2	0	45	47
11/05/2023	2	0	11	13
12/05/2023	0	0	-7	-7
13/05/2023	0	0	-30	-30
14/05/2023	0	0	-81	-81
15/05/2023	0	0	-130	-130
16/05/2023	2	0	-143	-141
17/05/2023	2	0	-150	-148
18/05/2023	2	0	-172	-170
19/05/2023	0	0	-196	-196
20/05/2023	0	0	-210	-209
21/05/2023	0	0	-226	-226
22/05/2023	0	0	-228	-228
23/05/2023	0	0	-230	-230
24/05/2023	0	0	-233	-233
25/05/2023	0	0	-253	-253
26/05/2023	0	0	-271	-271
27/05/2023	0	0	-276	-276
28/05/2023	0	0	-278	-278
29/05/2023	0	0	-246	-246
30/05/2023	0	0	-233	-233
31/05/2023	0	0	-220	-220

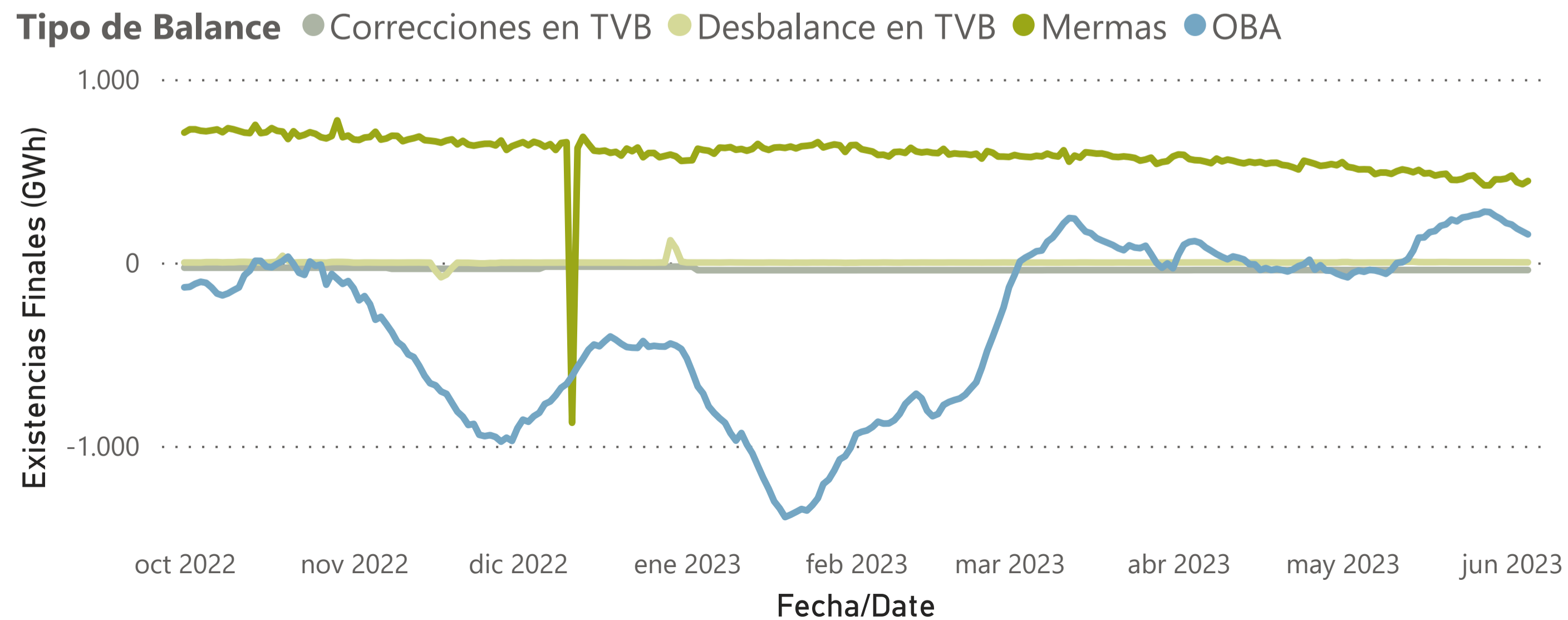
# Evolución Cuentas GTS en TVB 2023. GTS Accounts evolution in TVB 2023



## Total existencias cuentas GTS diario provisional en TVB (GWh) / Total daily provisional stocks monitoring in TVB (GWh)



## Seguimiento provisional de existencias durante el periodo seleccionado (GWh) / Provisional stocks monitoring during the selected period (GWh)

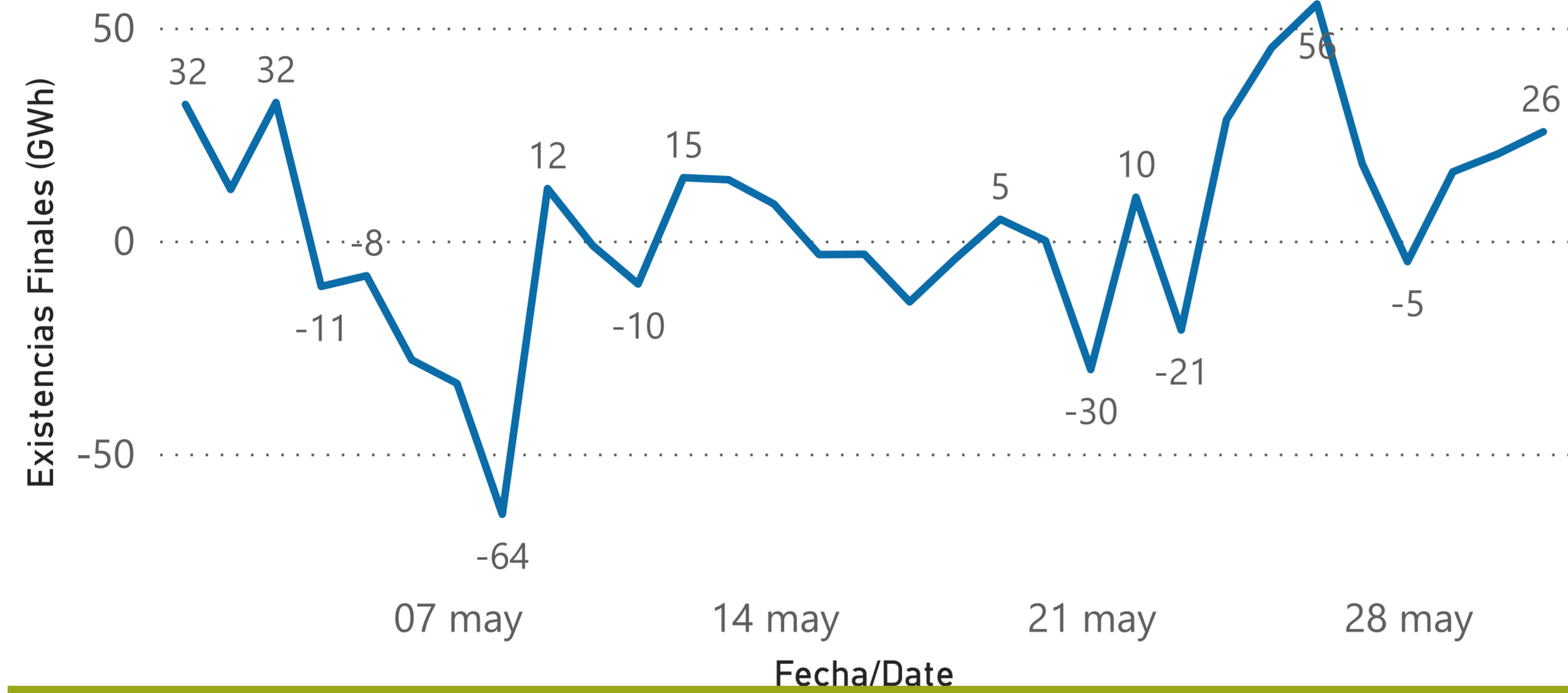


Fecha de Gas / Gas Date	Correcciones en TVB	Desbalance en TVB	Mermas	OBA	Total
01/05/2023	-41	2	547	-72	<b>436</b>
02/05/2023	-41	2	521	-81	<b>402</b>
03/05/2023	-41	0	517	-56	<b>419</b>
04/05/2023	-41	0	508	-44	<b>422</b>
05/05/2023	-41	0	508	-50	<b>416</b>
06/05/2023	-41	0	507	-40	<b>426</b>
07/05/2023	-41	0	482	-43	<b>398</b>
08/05/2023	-41	0	491	-51	<b>399</b>
09/05/2023	-41	0	490	-62	<b>388</b>
10/05/2023	-41	0	484	-39	<b>403</b>
11/05/2023	-41	0	498	-2	<b>454</b>
12/05/2023	-41	4	508	1	<b>472</b>
13/05/2023	-41	4	502	18	<b>483</b>
14/05/2023	-41	4	492	65	<b>520</b>
15/05/2023	-41	2	505	136	<b>602</b>
16/05/2023	-41	2	485	137	<b>583</b>
17/05/2023	-41	2	488	165	<b>614</b>
18/05/2023	-41	2	474	172	<b>606</b>
19/05/2023	-41	2	481	200	<b>642</b>
20/05/2023	-41	2	484	208	<b>653</b>
21/05/2023	-41	2	451	234	<b>646</b>
22/05/2023	-41	2	450	225	<b>635</b>
23/05/2023	-41	2	455	245	<b>661</b>
24/05/2023	-41	2	471	250	<b>682</b>
25/05/2023	-41	2	475	259	<b>695</b>
26/05/2023	-41	2	447	263	<b>670</b>
27/05/2023	-41	2	421	277	<b>658</b>
28/05/2023	-41	2	421	275	<b>656</b>
29/05/2023	-41	2	454	254	<b>668</b>
30/05/2023	-41	2	453	238	<b>652</b>
31/05/2023	-41	1	457	215	<b>633</b>

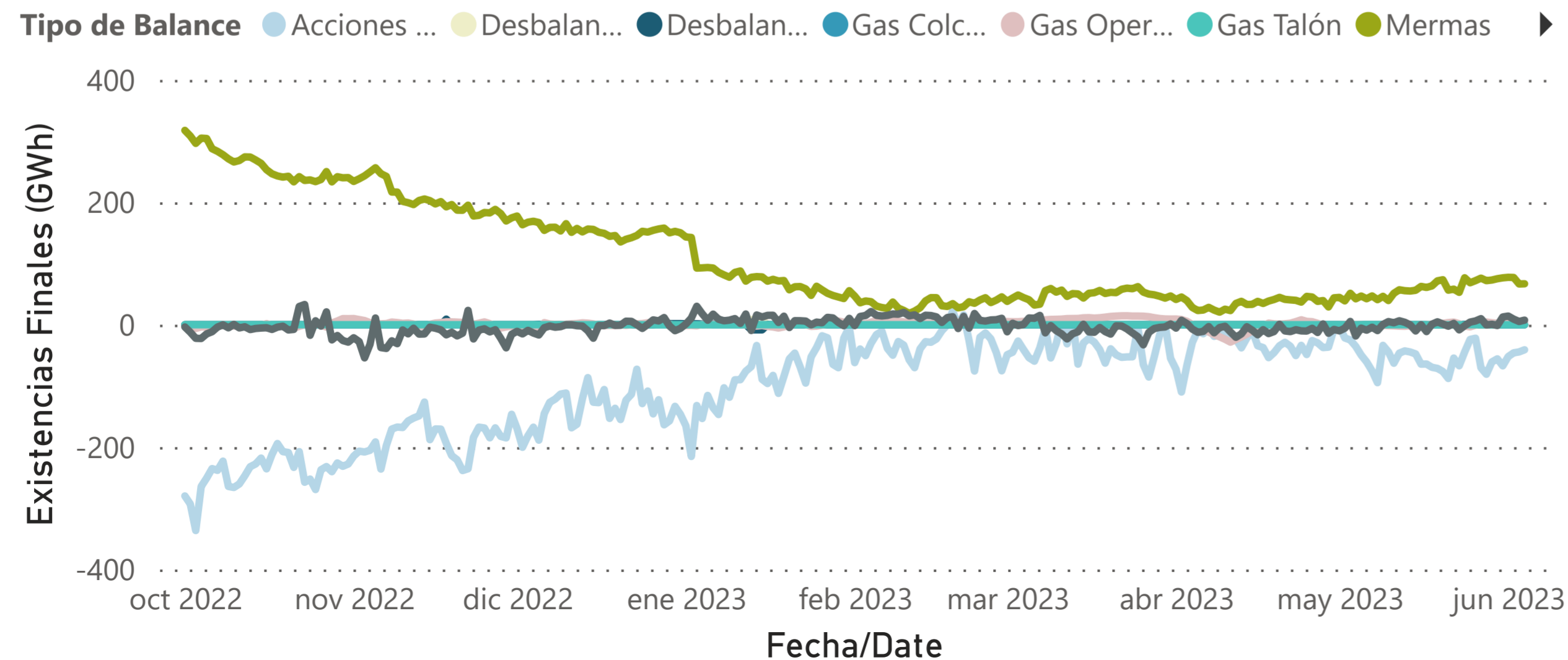


# Evolución Cuentas GTS en PVB 2023. GTS Accounts evolution in PVB 2023

## Total existencias cuentas GTS diario provisional en PVB (GWh) / Total daily provisional stocks monitoring in PVB (GWh)



## Seguimiento provisional de existencias durante el periodo seleccionado (GWh) / Provisional stocks monitoring during the selected period (GWh)



Fecha de Gas / Gas Date	Acciones de Balance	Desbalance AVB	Desbalance TVB	Gas Colchón	Gas Operación	Gas Talón	Mermas	OBA - PVB	Total
01/05/2023	-2	0	0	0	0	0	45	-10	32
02/05/2023	-22	0	0	0	0	0	39	-6	12
03/05/2023	-25	0	0	0	0	0	51	5	32
04/05/2023	-35	0	0	0	1	0	42	-18	-11
05/05/2023	-50	0	0	0	0	0	47	-6	-8
06/05/2023	-61	0	0	0	-1	0	42	-9	-28
07/05/2023	-75	0	0	0	-1	0	47	-4	-34
08/05/2023	-95	0	0	0	-1	0	41	-10	-64
09/05/2023	-34	0	0	0	-1	0	46	0	12
10/05/2023	-44	0	0	0	-2	0	40	5	-1
11/05/2023	-63	0	0	0	-2	0	51	3	-10
12/05/2023	-46	0	0	0	-2	0	57	6	15
13/05/2023	-43	0	0	0	-3	0	56	4	14
14/05/2023	-45	0	0	0	-2	0	55	0	9
15/05/2023	-48	0	0	0	-2	0	56	-10	-3
16/05/2023	-64	0	0	0	-1	0	63	0	-3
17/05/2023	-64	0	0	0	0	0	61	-11	-14
18/05/2023	-70	0	0	0	1	0	63	1	-4
19/05/2023	-71	-1	0	0	0	0	72	5	5
20/05/2023	-76	-1	0	0	2	0	74	1	0
21/05/2023	-88	-1	1	0	4	0	56	-2	-30
22/05/2023	-54	-1	1	0	4	0	58	2	10
23/05/2023	-67	-1	1	0	2	0	53	-8	-21
24/05/2023	-45	-1	1	0	-2	0	77	-2	28
25/05/2023	-24	-1	1	0	-3	0	69	4	45
26/05/2023	-22	-1	1	0	-1	0	72	6	50
27/05/2023	-70	-1	1	0	2	0	76	10	18
28/05/2023	-81	-1	1	0	4	0	72	0	-5
29/05/2023	-61	-1	1	0	3	0	73	1	10
30/05/2023	-56	0	0	0	2	0	75	-1	20
31/05/2023	-67	0	0	0	3	0	77	13	20