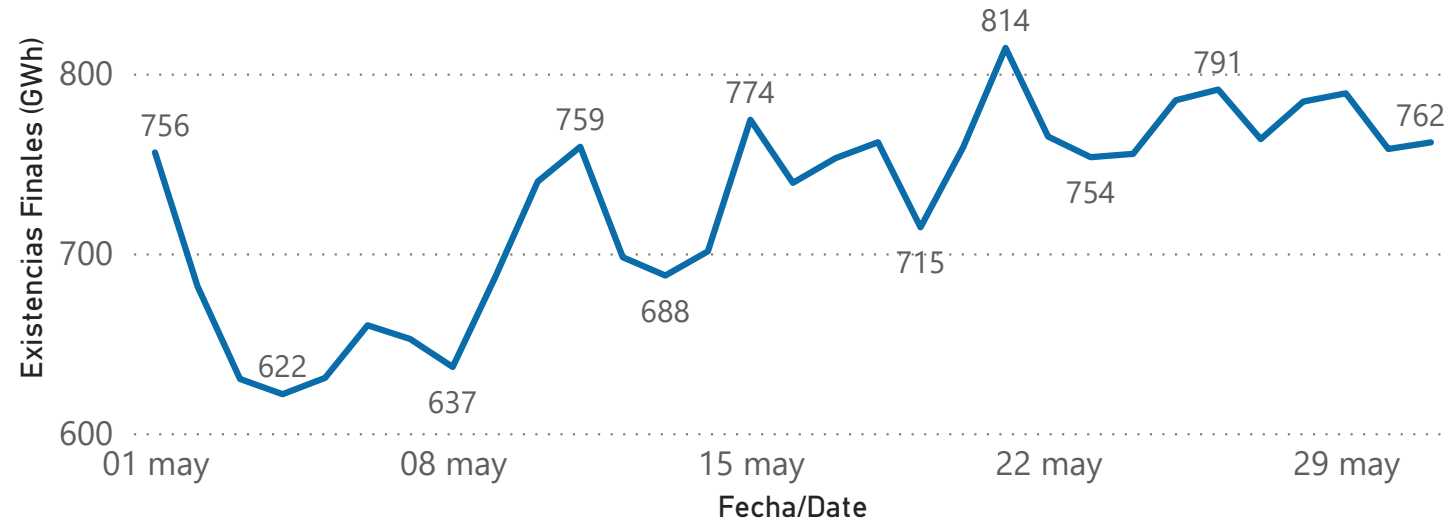


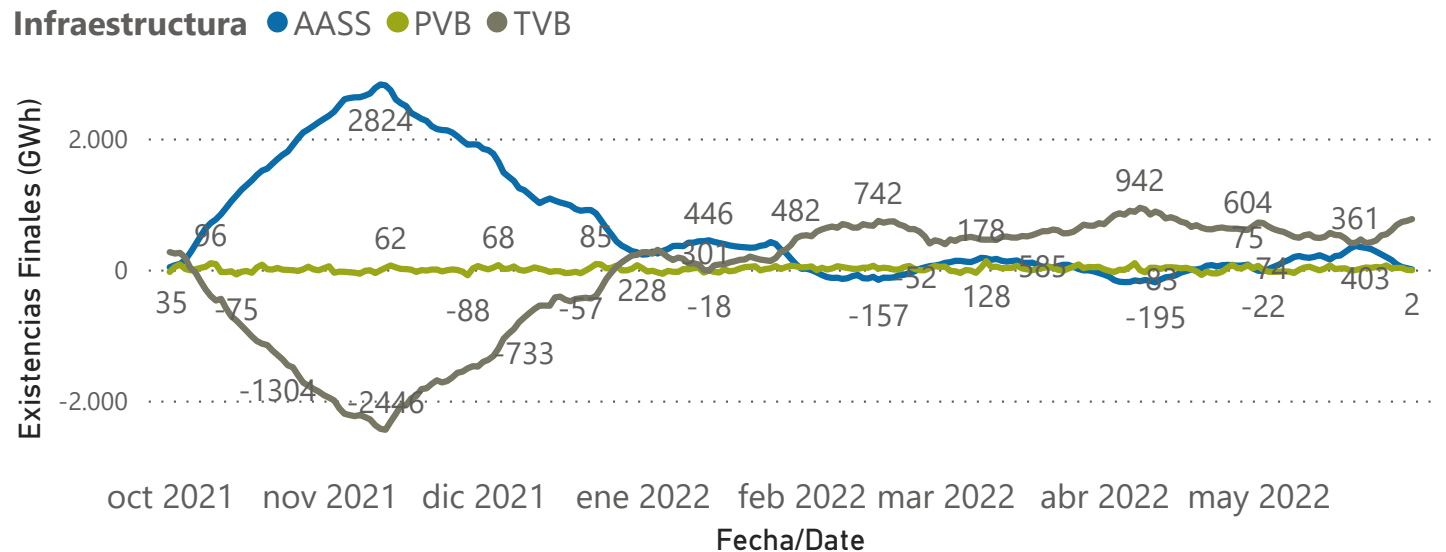


Evolución Cuentas GTS 2022. GTS Accounts evolution 2022

Total existencias cuentas GTS diario provisional (GWh) / Total daily provisional stocks monitoring (GWh)



Seguimiento de existencias por infraestructura durante el periodo seleccionado (GWh) / Provisional stocks monitoring by infrastructure during the selected period (GWh)

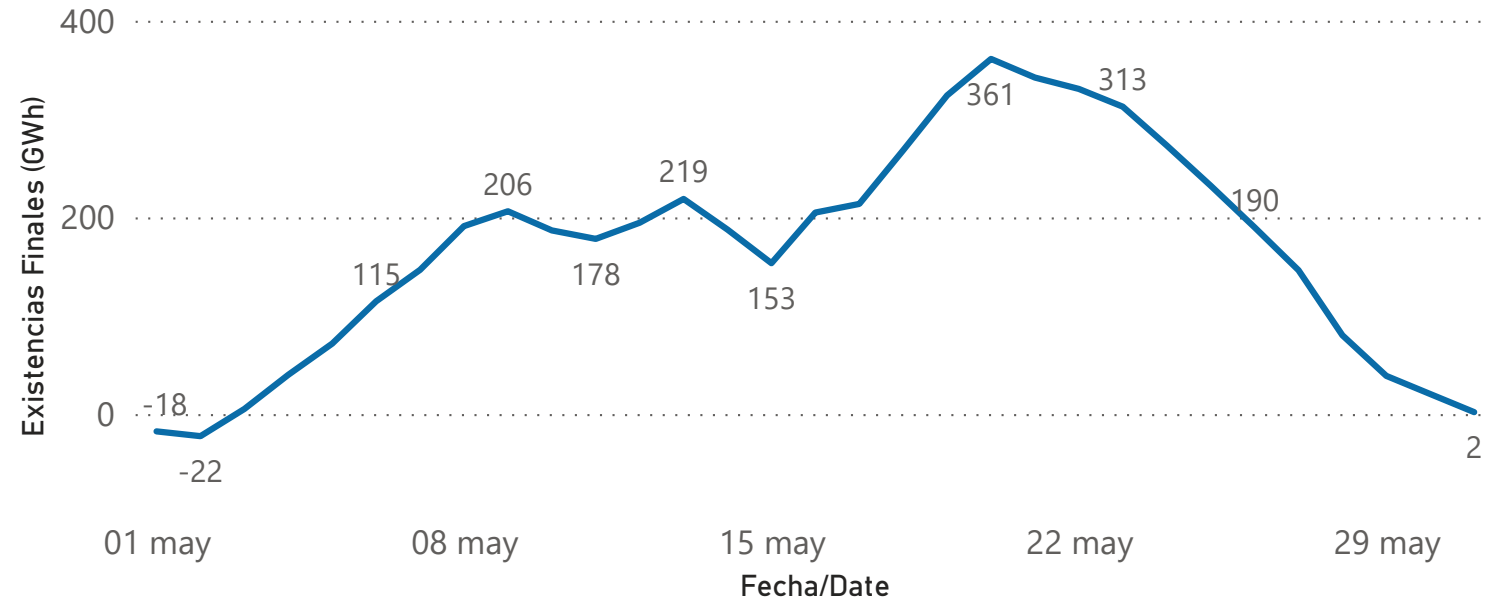


Fecha de Gas / Gas Date	AASS	PVB	TVB	Total
01/05/2022	-18	57	717	756
02/05/2022	-22	-5	709	682
03/05/2022	5	-33	658	630
04/05/2022	40	-36	618	622
05/05/2022	72	-33	592	631
06/05/2022	115	-28	574	660
07/05/2022	147	-31	536	652
08/05/2022	191	-53	499	637
09/05/2022	206	-4	484	687
10/05/2022	187	30	524	740
11/05/2022	178	43	538	759
12/05/2022	195	14	489	698
13/05/2022	219	-13	482	688
14/05/2022	188	15	499	701
15/05/2022	153	62	559	774
16/05/2022	205	6	528	739
17/05/2022	214	16	523	753
18/05/2022	268	18	475	762
19/05/2022	324	-14	405	715
20/05/2022	361	-9	406	759
21/05/2022	342	12	460	814
22/05/2022	331	31	403	765
23/05/2022	313	25	416	754
24/05/2022	273	39	443	755
25/05/2022	232	31	522	785
26/05/2022	190	63	538	791
27/05/2022	146	18	599	764
28/05/2022	80	25	680	784
29/05/2022	39	25	725	789
30/05/2022	20	-5	743	758
31/05/2022	2	-10	770	762

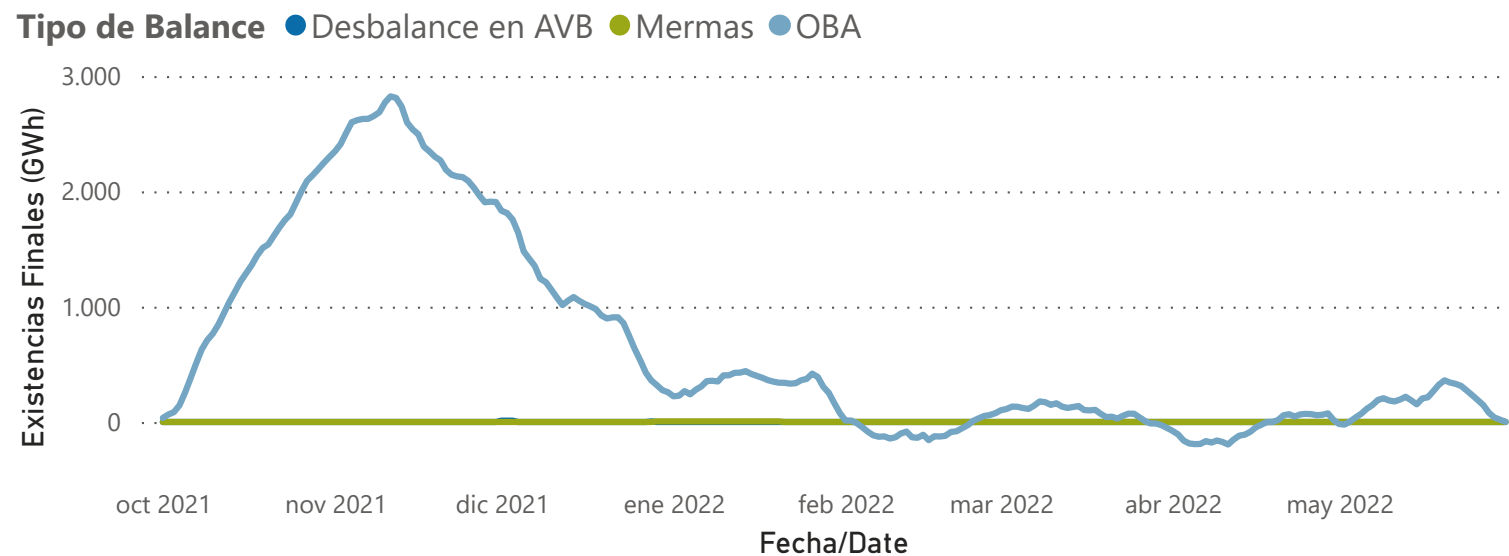


Evolución Cuentas GTS en AVB 2022. GTS Accounts evolution in AVB 2022

Total existencias cuentas GTS diario provisional en AASS (GWh) / Total daily provisional stocks monitoring in AASS (GWh)



Seguimiento provisional de existencias durante el periodo seleccionado (GWh) / Provisional stocks monitoring during the selected period (GWh)

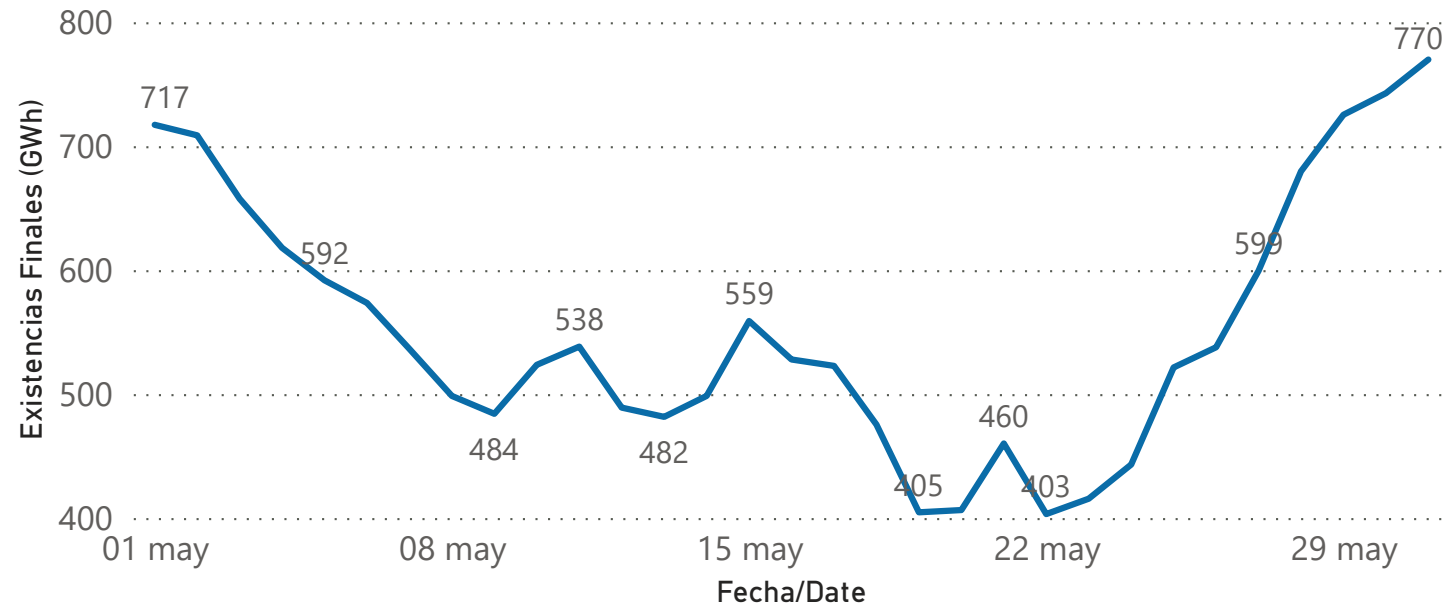


Fecha de Gas / Gas Date	Desbalance en AVB	Mermas	OBA	Total
01/05/2022	0	0	-18	-18
02/05/2022	0	0	-22	-22
03/05/2022	0	0	5	5
04/05/2022	0	0	40	40
05/05/2022	0	0	72	72
06/05/2022	0	0	115	115
07/05/2022	0	0	147	147
08/05/2022	0	0	191	191
09/05/2022	0	0	206	206
10/05/2022	0	0	187	187
11/05/2022	0	0	178	178
12/05/2022	0	0	195	195
13/05/2022	0	0	219	219
14/05/2022	0	0	188	188
15/05/2022	0	0	153	153
16/05/2022	0	0	205	205
17/05/2022	0	0	214	214
18/05/2022	0	0	268	268
19/05/2022	0	0	324	324
20/05/2022	0	0	361	361
21/05/2022	0	0	342	342
22/05/2022	0	0	331	331
23/05/2022	0	0	313	313
24/05/2022	0	0	273	273
25/05/2022	0	0	232	232
26/05/2022	0	0	190	190
27/05/2022	0	0	146	146
28/05/2022	0	0	80	80
29/05/2022	0	0	39	39
30/05/2022	0	0	20	20
31/05/2022	0	0	2	2

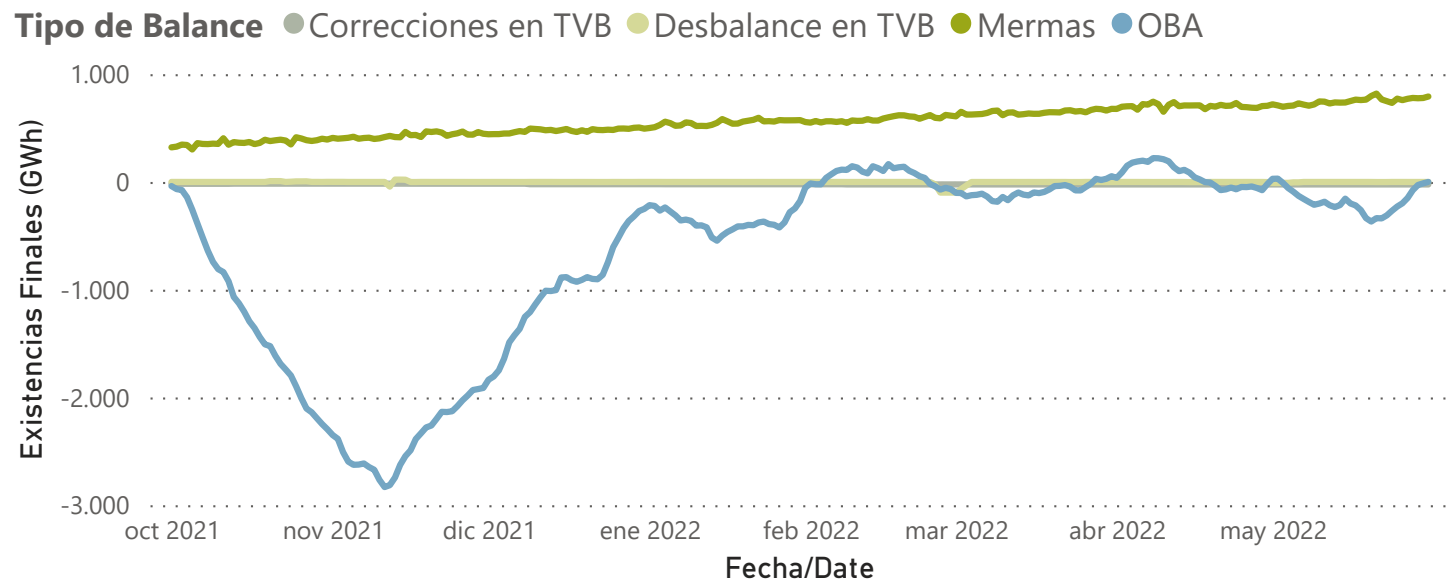


Evolución Cuentas GTS en TVB 2022. GTS Accounts evolution in TVB 2022

Total existencias cuentas GTS diario provisional en PVB (GWh) / Total daily provisional stocks monitoring in TVB (GWh)



Seguimiento provisional de existencias durante el periodo seleccionado (GWh) / Provisional stocks monitoring during the selected period (GWh)

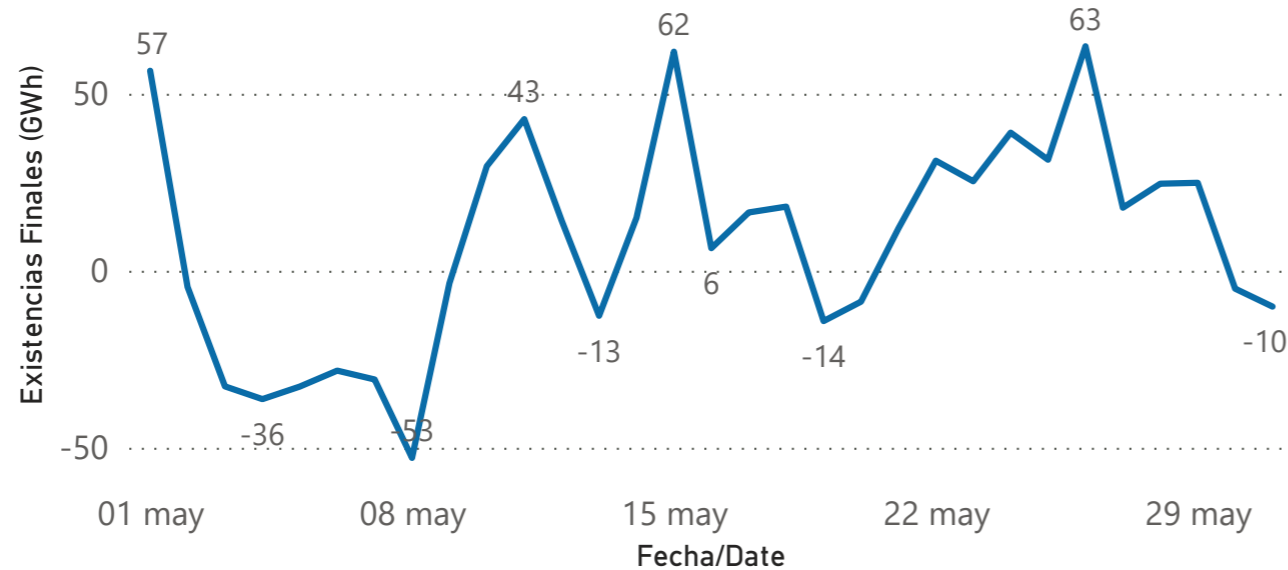


Fecha de Gas / Gas Date	Correcciones en TVB	Desbalance en TVB	Mermas	OBA	Total
01/05/2022	-23	-9	720	29	717
02/05/2022	-23	-9	710	31	709
03/05/2022	-23	-8	698	-9	658
04/05/2022	-23	-8	706	-56	618
05/05/2022	-23	-4	709	-90	592
06/05/2022	-23	-4	730	-129	574
07/05/2022	-23	0	718	-158	536
08/05/2022	-23	0	707	-186	499
09/05/2022	-23	0	719	-212	484
10/05/2022	-23	0	747	-200	524
11/05/2022	-23	0	745	-184	538
12/05/2022	-23	0	728	-216	489
13/05/2022	-23	0	738	-233	482
14/05/2022	-23	0	736	-214	499
15/05/2022	-23	0	737	-155	559
16/05/2022	-23	0	751	-200	528
17/05/2022	-23	0	764	-218	523
18/05/2022	-23	0	760	-261	475
19/05/2022	-23	0	764	-336	405
20/05/2022	-23	0	797	-368	406
21/05/2022	-23	-1	820	-336	460
22/05/2022	-23	-1	765	-338	403
23/05/2022	-23	-1	750	-310	416
24/05/2022	-23	0	734	-267	443
25/05/2022	-23	0	773	-228	522
26/05/2022	-23	0	759	-198	538
27/05/2022	-23	0	772	-149	599
28/05/2022	-23	0	780	-76	680
29/05/2022	-23	0	777	-28	725
30/05/2022	-23	0	779	-13	743
31/05/2022	-23	0	793	0	770

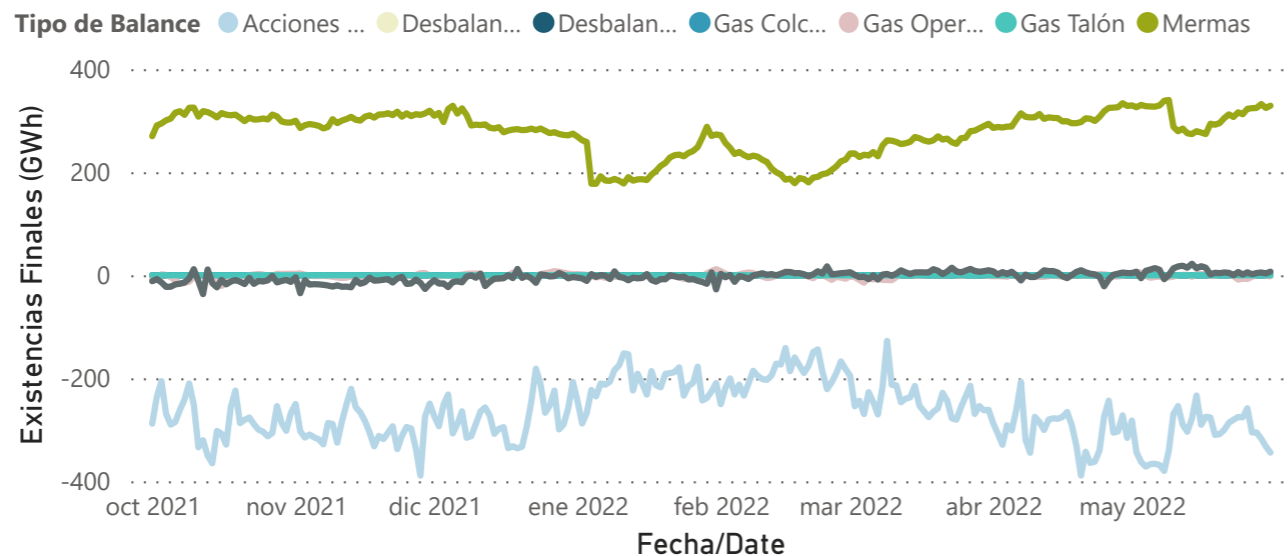


Evolución Cuentas GTS en PVB 2022. GTS Accounts evolution in PVB 2022

Total existencias cuentas GTS diario provisional en PVB (GWh) / Total daily provisional stocks monitoring in PVB (GWh)



Seguimiento provisional de existencias durante el periodo seleccionado (GWh) / Provisional stocks monitoring during the selected period (GWh)



Fecha de Gas / Gas Date	Acciones de Balance	Desbalance AVB	Desbalance TVB	Gas Colchón	Gas Operación	Gas Talón	Mermas	OBA - PVB	Total
01/05/2022	-282	0	0	0	5	0	330	4	57
02/05/2022	-344	0	0	0	6	0	326	7	-5
03/05/2022	-362	0	0	0	5	0	331	-6	-33
04/05/2022	-372	0	0	0	-1	0	328	9	-36
05/05/2022	-367	0	0	0	-5	0	328	11	-33
06/05/2022	-366	0	0	0	-3	0	327	14	-28
07/05/2022	-368	0	0	0	-3	0	330	11	-31
08/05/2022	-380	0	0	0	-4	0	339	-8	-53
09/05/2022	-340	0	0	0	-4	0	340	1	-4
10/05/2022	-269	0	0	0	-3	0	288	14	30
11/05/2022	-254	0	0	0	0	0	279	17	43
12/05/2022	-290	0	0	0	1	0	285	18	14
13/05/2022	-304	0	0	0	1	0	276	15	-13
14/05/2022	-278	0	0	0	-3	0	274	22	15
15/05/2022	-233	0	0	0	2	0	280	13	62
16/05/2022	-290	0	0	0	2	0	277	18	6
17/05/2022	-275	0	0	0	2	0	274	15	16
18/05/2022	-276	0	0	0	-1	0	294	1	18
19/05/2022	-310	0	0	0	-1	0	292	5	-14
20/05/2022	-309	0	0	0	0	0	295	4	-9
21/05/2022	-300	0	0	0	2	0	305	5	12
22/05/2022	-286	0	0	0	0	0	312	5	31
23/05/2022	-280	0	0	0	-2	0	307	0	25
24/05/2022	-275	0	0	0	-8	0	316	6	39
25/05/2022	-276	0	0	0	-7	0	312	1	31
26/05/2022	-258	0	0	0	-7	0	323	6	63
27/05/2022	-305	0	0	0	-3	0	324	2	18
28/05/2022	-305	0	0	0	1	0	325	4	25
29/05/2022	-317	0	0	0	4	0	332	5	25
30/05/2022	-332	0	0	0	-1	0	325	4	-5
31/05/2022	-344	0	0	0	-2	0	329	7	-10