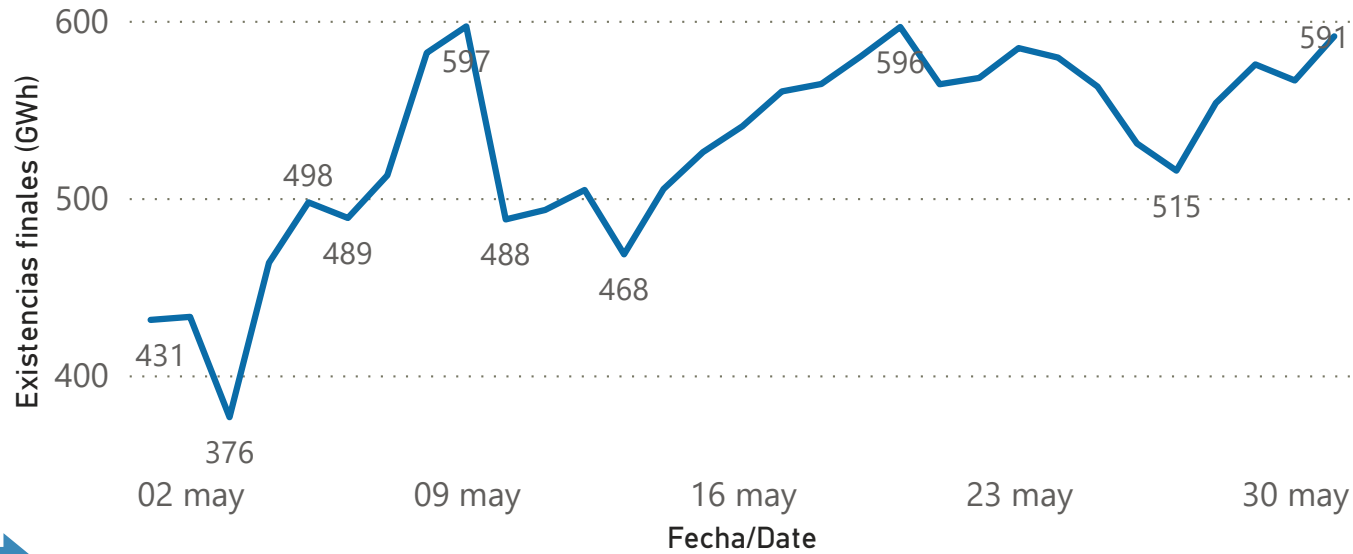




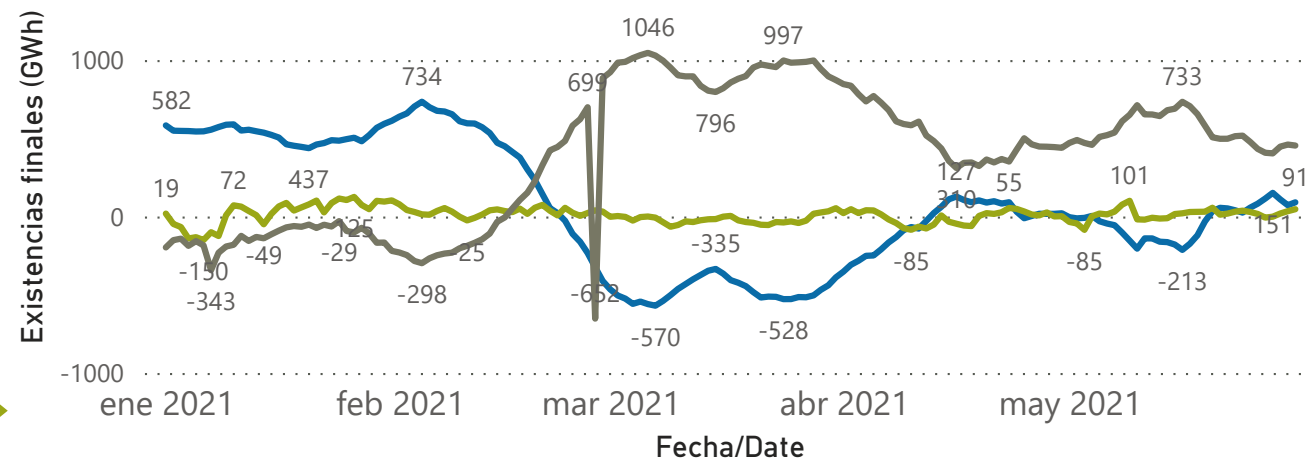
Evolución Cuentas GTS 2021. GTS Accounts evolution 2021

Total existencias cuentas GTS diario provisional (GWh) / Total daily provisional stocks monitoring (GWh)



Seguimiento de existencias por infraestructura durante el periodo seleccionado (GWh) / Provisional stocks monitoring by infrastructure during the selected period (GWh)

Infraestructura ● AASS ● PVB ● TVB

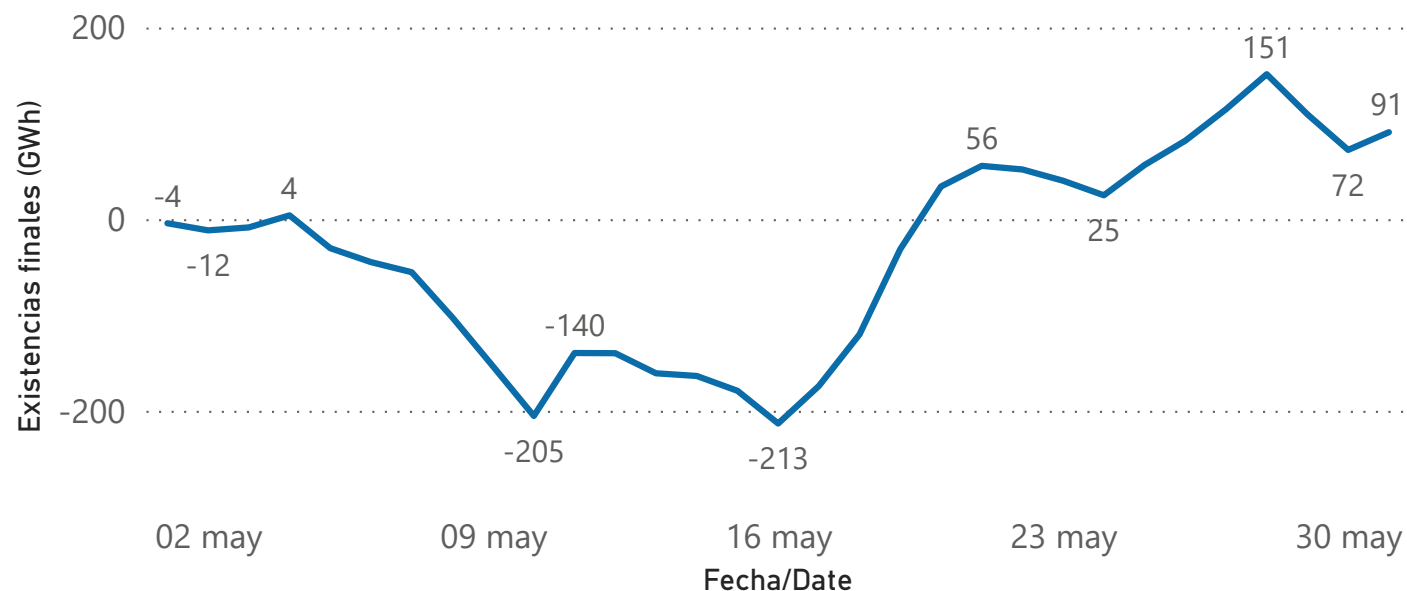


Fecha de Gas / Gas Date	AASS	PVB	TVB	Total
01/05/2021	-4	-35	470	431
02/05/2021	-12	-44	489	433
03/05/2021	-9	-85	470	376
04/05/2021	4	2	458	464
05/05/2021	-30	19	509	498
06/05/2021	-45	14	520	489
07/05/2021	-55	31	537	513
08/05/2021	-103	76	609	582
09/05/2021	-154	101	650	597
10/05/2021	-205	-18	712	488
11/05/2021	-140	-20	653	493
12/05/2021	-140	-8	652	505
13/05/2021	-161	-13	642	468
14/05/2021	-164	-11	680	505
15/05/2021	-179	16	689	526
16/05/2021	-213	21	733	541
17/05/2021	-174	29	705	560
18/05/2021	-120	30	655	564
19/05/2021	-31	31	580	580
20/05/2021	34	56	506	596
21/05/2021	56	12	497	564
22/05/2021	52	19	497	568
23/05/2021	40	31	513	585
24/05/2021	25	37	517	579
25/05/2021	57	29	477	563
26/05/2021	82	17	432	531
27/05/2021	115	-7	407	515
28/05/2021	151	-1	404	554
29/05/2021	109	19	447	575
30/05/2021	72	34	460	566
31/05/2021	91	47	454	591



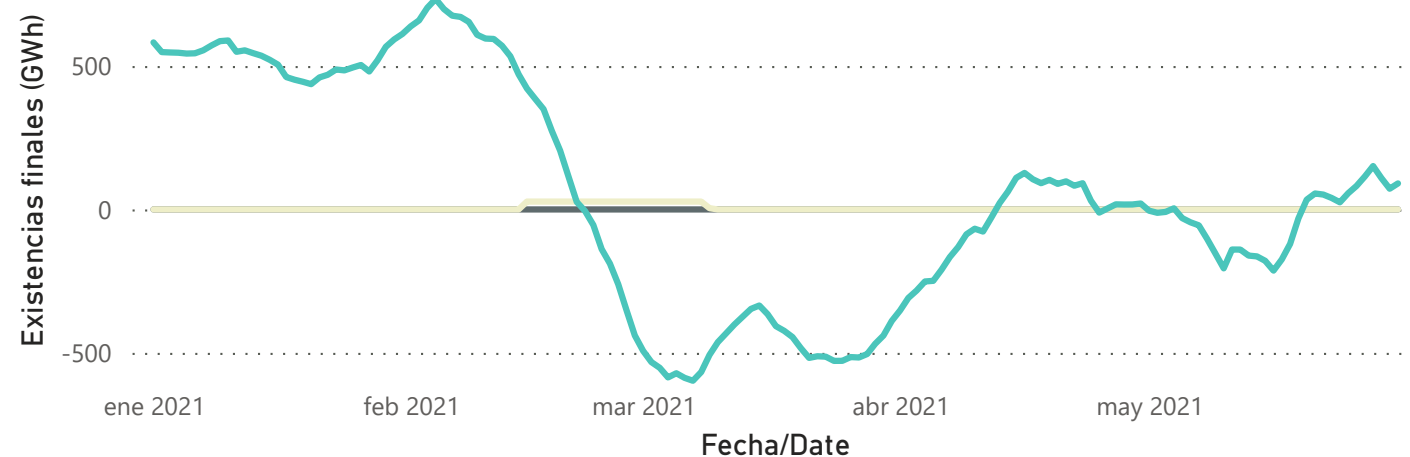
Evolución Cuentas GTS en AVB 2021. GTS Accounts evolution in AVB 2021

Total existencias cuentas GTS diario provisional en AASS (GWh) / Total daily provisional stocks monitoring in AASS (GWh)



Seguimiento provisional de existencias durante el periodo seleccionado (GWh) / Provisional stocks monitoring during the selected period (GWh)

Tipo de Balance ● Desbalance en AVB ● Mermas ● OBA

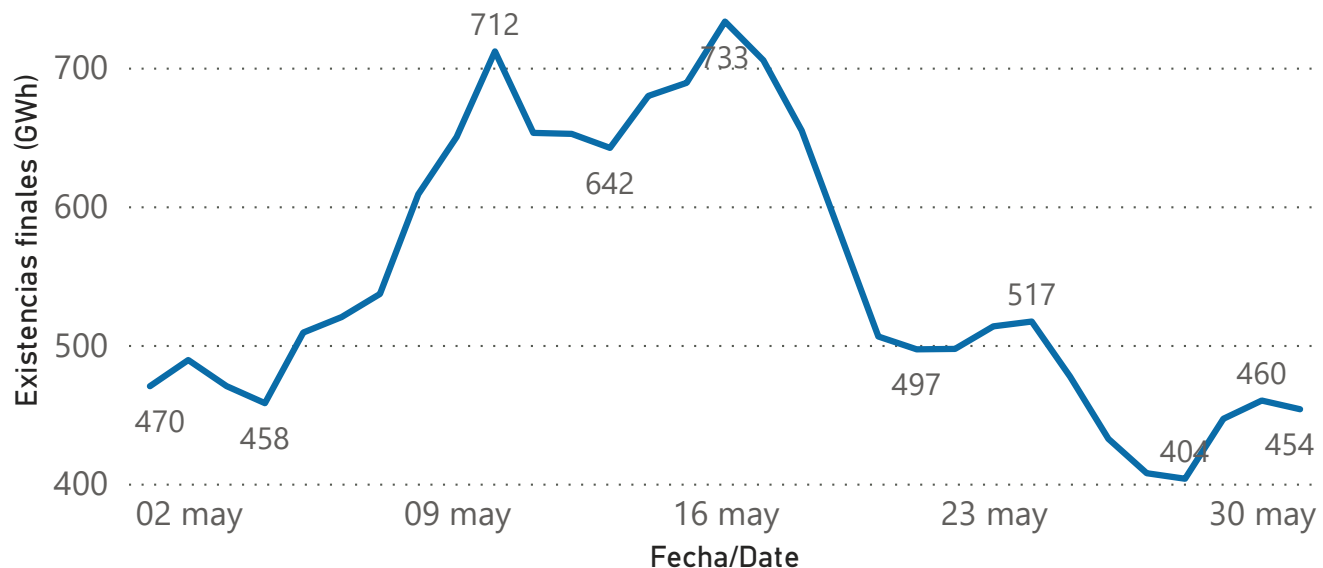


Fecha de Gas / Gas Date	Desbalance en AVB	Mermas	OBA	Total
01/05/2021	0	0	-4	-4
02/05/2021	0	0	-12	-12
03/05/2021	0	0	-9	-9
04/05/2021	0	0	4	4
05/05/2021	0	0	-30	-30
06/05/2021	0	0	-45	-45
07/05/2021	0	0	-55	-55
08/05/2021	0	0	-103	-103
09/05/2021	0	0	-154	-154
10/05/2021	0	0	-205	-205
11/05/2021	0	0	-140	-140
12/05/2021	0	0	-140	-140
13/05/2021	0	0	-161	-161
14/05/2021	0	0	-164	-164
15/05/2021	0	0	-179	-179
16/05/2021	0	0	-213	-213
17/05/2021	0	0	-174	-174
18/05/2021	0	0	-120	-120
19/05/2021	0	0	-31	-31
20/05/2021	0	0	34	34
21/05/2021	0	0	56	56
22/05/2021	0	0	52	52
23/05/2021	0	0	40	40
24/05/2021	0	0	25	25
25/05/2021	0	0	57	57
26/05/2021	0	0	82	82
27/05/2021	0	0	115	115
28/05/2021	0	0	151	151
29/05/2021	0	0	109	109
30/05/2021	0	0	72	72
31/05/2021	0	0	91	91



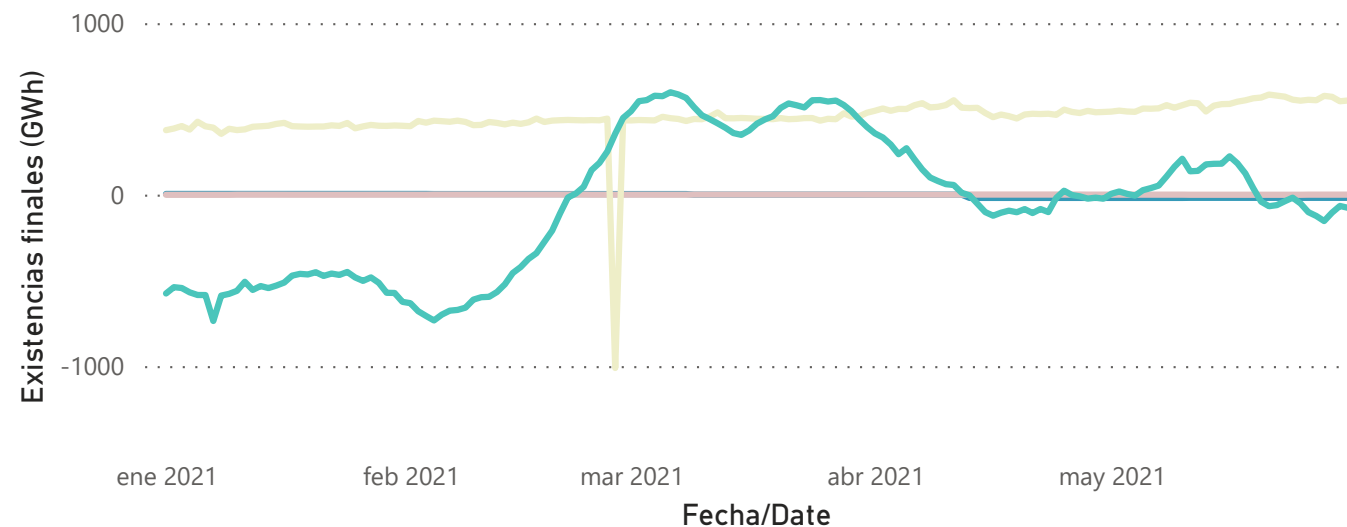
Evolución Cuentas GTS en TVB 2021. GTS Accounts evolution in TVB 2021

Total existencias cuentas GTS diario provisional en PVB (GWh) / Total daily provisional stocks monitoring in TVB (GWh)



Seguimiento provisional de existencias durante el periodo seleccionado (GWh) / Provisional stocks monitoring during the selected period (GWh)

Tipo de Balance ● Correcciones en TVB ● Desbalance en TVB ● Mermas ● OBA

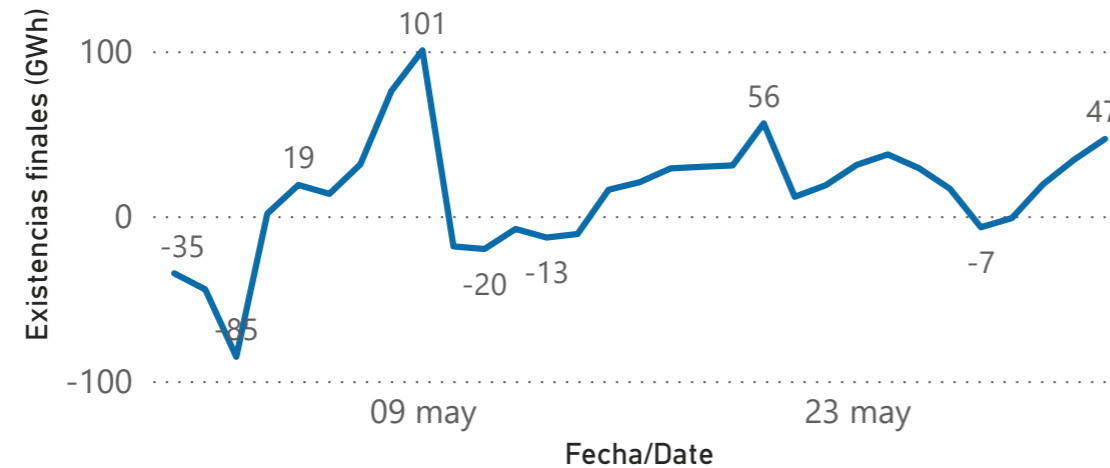


Fecha de Gas / Gas Date	Correcciones en TVB	Desbalance en TVB	Mermas	OBA	Total
01/05/2021	-19	0	484	5	470
02/05/2021	-19	0	490	18	489
03/05/2021	-19	0	485	5	470
04/05/2021	-19	0	483	-6	458
05/05/2021	-19	0	502	26	509
06/05/2021	-19	0	501	38	520
07/05/2021	-19	0	503	53	537
08/05/2021	-19	0	522	106	609
09/05/2021	-19	0	507	163	650
10/05/2021	-19	0	521	209	712
11/05/2021	-18	-1	536	136	653
12/05/2021	-18	-1	533	139	652
13/05/2021	-18	-1	485	176	642
14/05/2021	-18	-1	519	180	680
15/05/2021	-18	-1	528	180	689
16/05/2021	-18	-1	529	223	733
17/05/2021	-18	-1	542	182	705
18/05/2021	-18	-1	550	124	655
19/05/2021	-18	-1	562	38	580
20/05/2021	-18	-1	566	-41	506
21/05/2021	-18	-1	584	-68	497
22/05/2021	-18	-1	577	-61	497
23/05/2021	-18	-1	571	-39	513
24/05/2021	-18	-1	554	-18	517
25/05/2021	-18	-1	548	-51	477
26/05/2021	-18	0	553	-102	432
27/05/2021	-18	0	550	-124	407
28/05/2021	-18	0	576	-154	404
29/05/2021	-18	0	570	-105	447
30/05/2021	-18	0	544	-66	460
31/05/2021	-18	0	549	-77	454

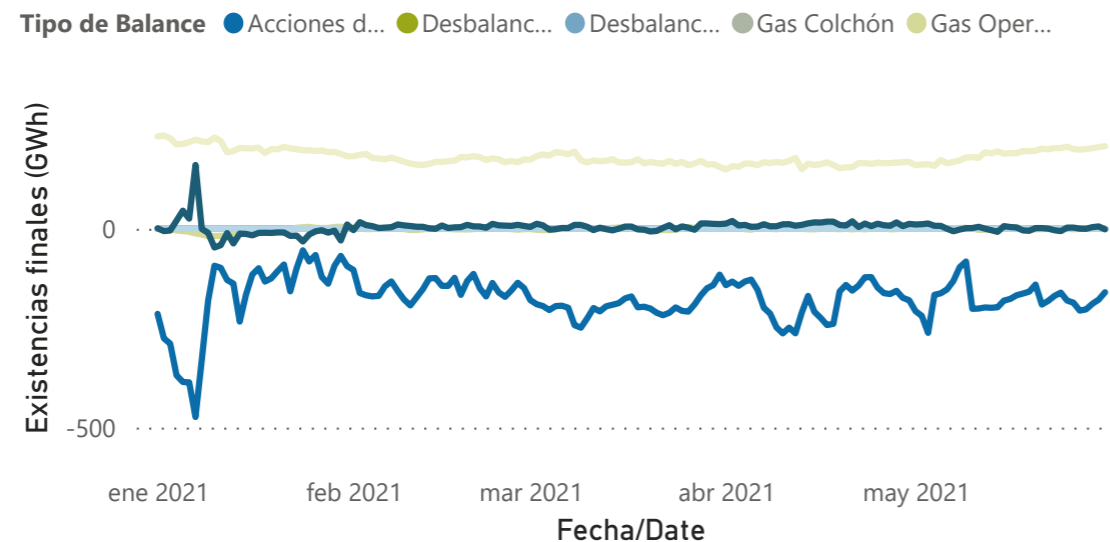


Evolución Cuentas GTS en PVB 2021. GTS Accounts evolution in PVB 2021

Total existencias cuentas GTS diario provisional en PVB (GWh) / Total daily provisional stocks monitoring in PVB (GWh)



Seguimiento provisional de existencias durante el periodo seleccionado (GWh) / Provisional stocks monitoring during the selected period (GWh)



Fecha de Gas / Gas Date	Acciones de Balance	Desbalance AVB	Desbalance TVB	Gas Colchón	Gas Operación	Gas Talón	Mermas	OBA - PVB	Total
01/05/2021	-207	0	0	0	2	0	160	11	-35
02/05/2021	-219	0	0	0	1	0	162	11	-44
03/05/2021	-262	0	0	0	1	0	162	13	-85
04/05/2021	-166	0	0	0	2	0	158	8	2
05/05/2021	-162	0	0	0	1	0	173	7	19
06/05/2021	-152	0	0	0	1	0	165	0	14
07/05/2021	-131	0	0	0	1	0	168	-6	31
08/05/2021	-97	0	0	0	2	0	172	-2	76
09/05/2021	-82	0	0	0	2	0	179	2	101
10/05/2021	-201	0	0	0	1	0	180	2	-18
11/05/2021	-201	0	0	0	-3	0	179	5	-20
12/05/2021	-198	0	0	0	-2	0	192	0	-8
13/05/2021	-199	0	0	0	0	0	190	-4	-13
14/05/2021	-197	0	0	0	0	0	195	-8	-11
15/05/2021	-181	0	0	0	1	0	189	7	16
16/05/2021	-176	0	0	0	2	0	190	4	21
17/05/2021	-167	0	0	0	3	0	190	3	29
18/05/2021	-163	0	0	0	1	0	196	-4	30
19/05/2021	-158	0	0	0	-1	0	195	-5	31
20/05/2021	-140	0	0	0	-1	0	196	2	56
21/05/2021	-191	0	0	0	-1	0	201	2	12
22/05/2021	-181	0	0	0	0	0	200	0	19
23/05/2021	-169	0	0	0	0	0	203	-4	31
24/05/2021	-161	0	0	0	1	0	203	-6	37
25/05/2021	-181	0	0	0	0	0	207	3	29
26/05/2021	-186	0	0	0	-1	0	201	3	17
27/05/2021	-206	0	0	0	0	0	199	0	-7
28/05/2021	-203	0	0	0	1	0	201	0	-1
29/05/2021	-189	0	0	0	1	0	202	4	19
30/05/2021	-178	0	0	0	1	0	205	6	34
31/05/2021	-160	0	0	0	0	0	208	-1	47