



**Informe de Seguimiento de  
cuentas GTS / GTS Accounts  
Tracking Report**

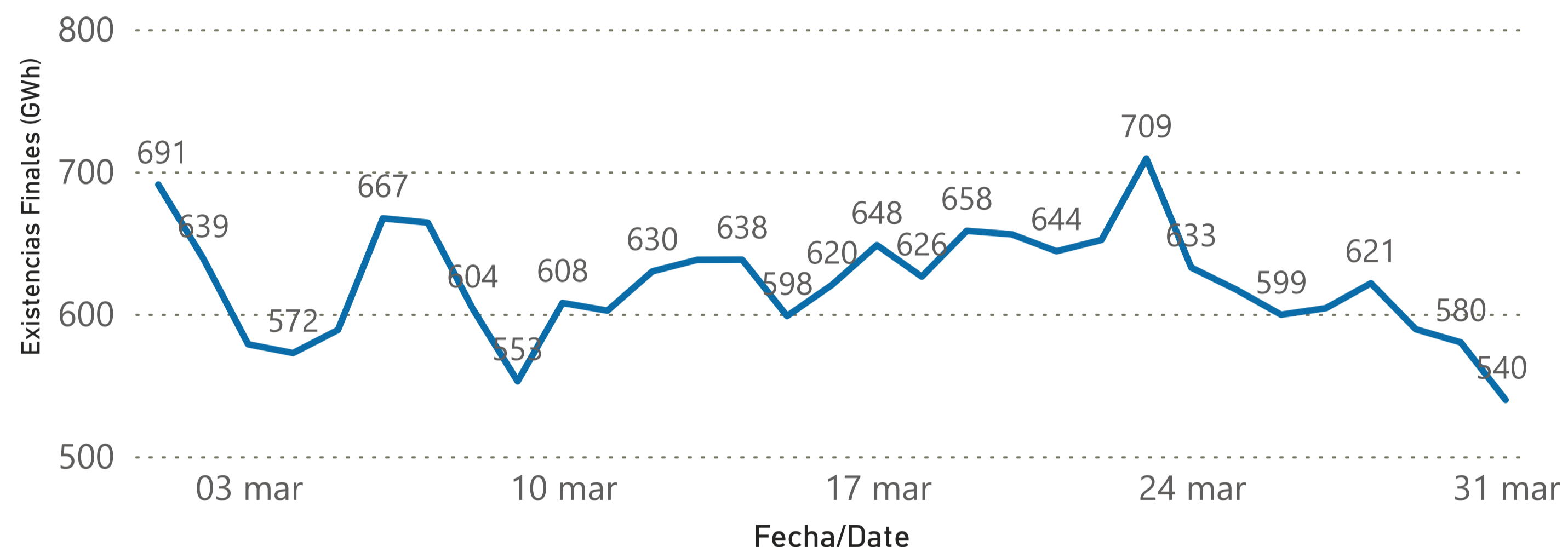
02/04/2024





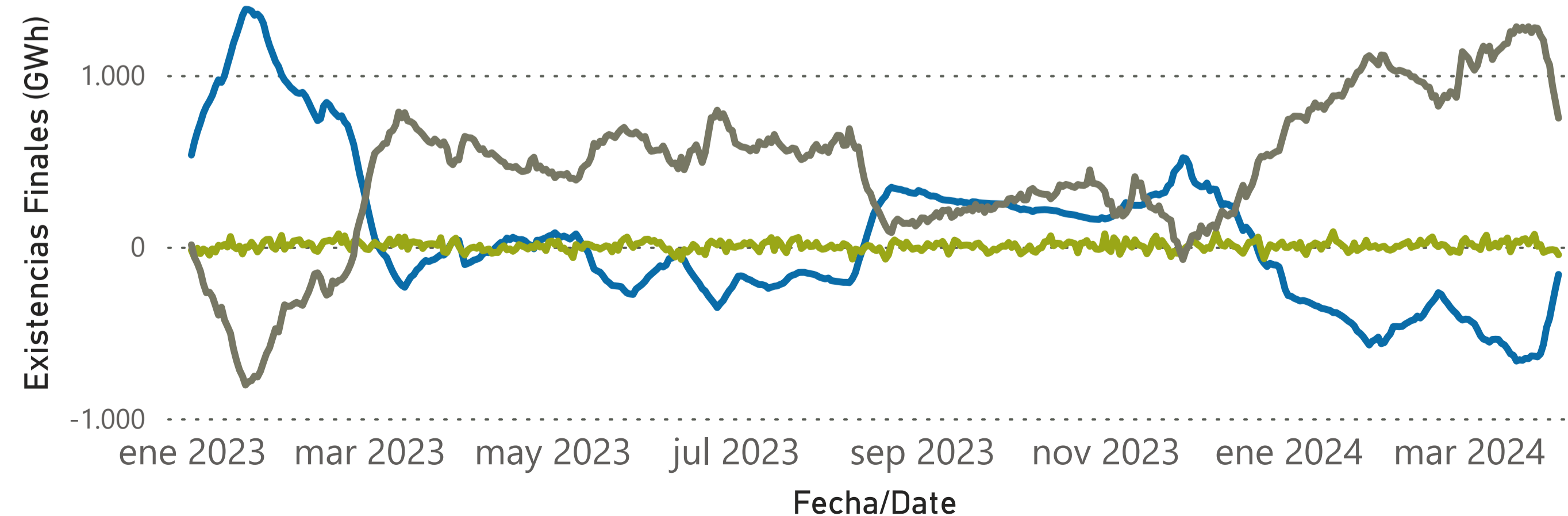
# Evolución Cuentas GTS 2023. GTS Accounts evolution 2023

## Total existencias cuentas GTS diario provisional (GWh) / Total daily provisional stocks monitoring (GWh)



## Seguimiento de existencias por infraestructura durante el periodo seleccionado (GWh) / Provisional stocks monitoring by infrastructure during the selected period (GWh)

Infraestructura ● AASS ● PVB ● TVB

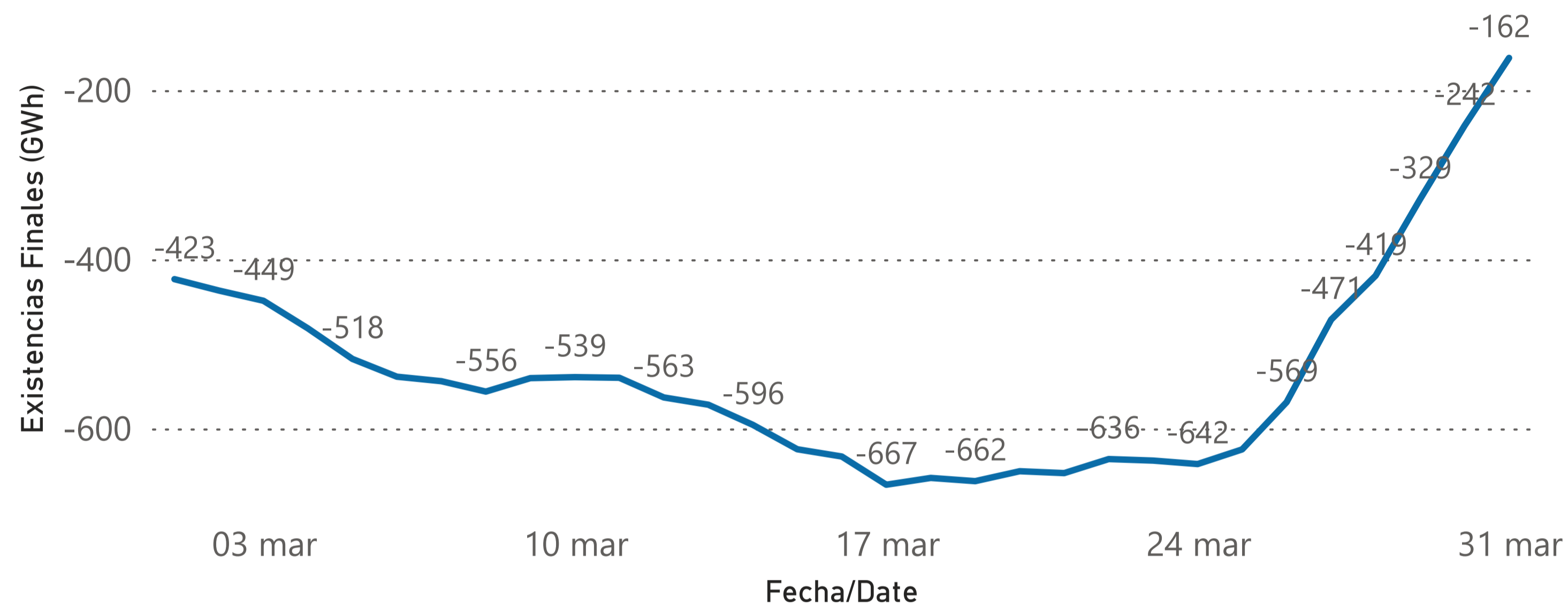


Fecha de Gas / Gas Date	AASS	PVB	TVB	Total
01/03/2024	-423	17	1.098	<b>691</b>
02/03/2024	-437	19	1.057	<b>639</b>
03/03/2024	-449	-1	1.028	<b>579</b>
04/03/2024	-482	-2	1.056	<b>572</b>
05/03/2024	-518	-17	1.124	<b>589</b>
06/03/2024	-539	38	1.168	<b>667</b>
07/03/2024	-544	67	1.141	<b>664</b>
08/03/2024	-556	-8	1.168	<b>604</b>
09/03/2024	-541	3	1.090	<b>553</b>
10/03/2024	-539	20	1.127	<b>608</b>
11/03/2024	-540	-2	1.145	<b>602</b>
12/03/2024	-563	34	1.159	<b>630</b>
13/03/2024	-572	30	1.180	<b>638</b>
14/03/2024	-596	51	1.183	<b>638</b>
15/03/2024	-625	-30	1.253	<b>598</b>
16/03/2024	-633	12	1.242	<b>620</b>
17/03/2024	-667	34	1.281	<b>648</b>
18/03/2024	-658	24	1.260	<b>626</b>
19/03/2024	-662	42	1.278	<b>658</b>
20/03/2024	-651	46	1.260	<b>656</b>
21/03/2024	-653	15	1.282	<b>644</b>
22/03/2024	-636	41	1.247	<b>652</b>
23/03/2024	-638	72	1.275	<b>709</b>
24/03/2024	-642	2	1.272	<b>633</b>
25/03/2024	-625	12	1.230	<b>617</b>
26/03/2024	-569	-34	1.202	<b>599</b>
27/03/2024	-471	-26	1.101	<b>604</b>
28/03/2024	-419	-19	1.060	<b>621</b>
29/03/2024	-329	-18	936	<b>589</b>
30/03/2024	-242	-21	843	<b>580</b>
31/03/2024	-162	-47	749	<b>540</b>

# Evolución Cuentas GTS en AVB 2023. GTS Accounts evolution in AVB 2023



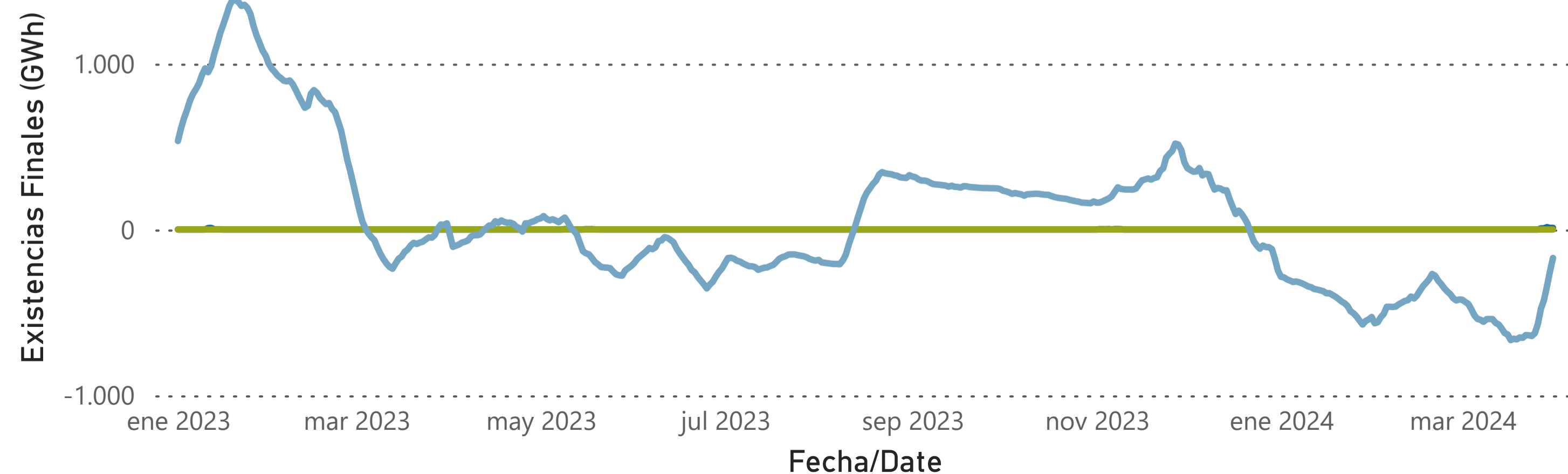
## Total existencias cuentas GTS diario provisional en AVB (GWh) / Total daily provisional stocks monitoring in AVB (GWh)



Fecha de Gas / Gas Date	Desbalance en AVB	Mermas	OBA	Total
01/03/2024	0	0	-423	-423
02/03/2024	0	0	-437	-437
03/03/2024	0	0	-449	-449
04/03/2024	0	0	-482	-482
05/03/2024	0	0	-518	-518
06/03/2024	0	0	-539	-539
07/03/2024	0	0	-544	-544
08/03/2024	0	0	-556	-556
09/03/2024	0	0	-541	-541
10/03/2024	0	0	-539	-539
11/03/2024	0	0	-540	-540
12/03/2024	0	0	-563	-563
13/03/2024	0	0	-572	-572
14/03/2024	0	0	-596	-596
15/03/2024	0	0	-625	-625
16/03/2024	0	0	-633	-633
17/03/2024	0	0	-667	-667
18/03/2024	0	0	-658	-658
19/03/2024	0	0	-662	-662
20/03/2024	0	0	-651	-651
21/03/2024	0	0	-653	-653
22/03/2024	0	0	-636	-636
23/03/2024	0	0	-638	-638
24/03/2024	0	0	-642	-642
25/03/2024	0	0	-625	-625
26/03/2024	0	0	-569	-569
27/03/2024	7	0	-478	-471
28/03/2024	7	0	-426	-419
29/03/2024	14	0	-343	-329
30/03/2024	10	0	-252	-242
31/03/2024	10	0	-172	-162

## Seguimiento provisional de existencias durante el periodo seleccionado (GWh) / Provisional stocks monitoring during the selected period (GWh)

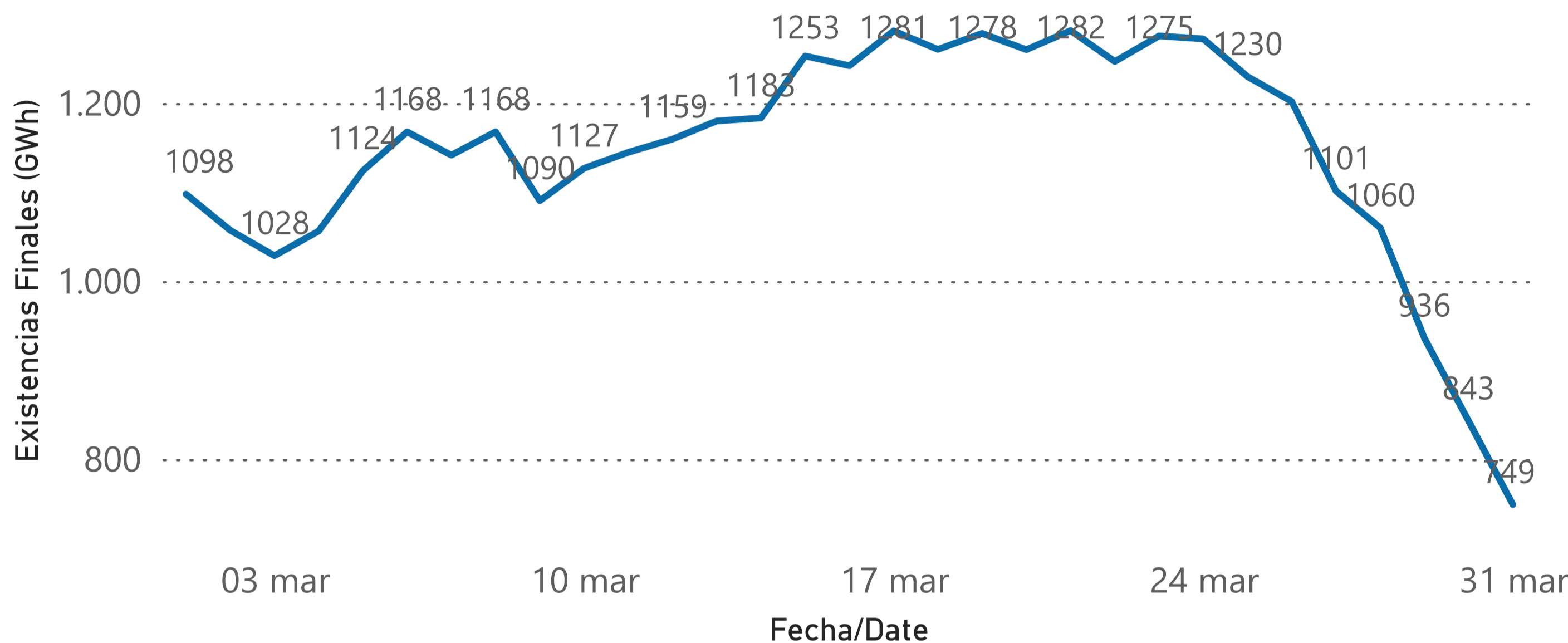
Tipo de Balance ● Desbalance en AVB ● Mermas ● OBA



# Evolución Cuentas GTS en TVB 2023. GTS Accounts evolution in TVB 2023

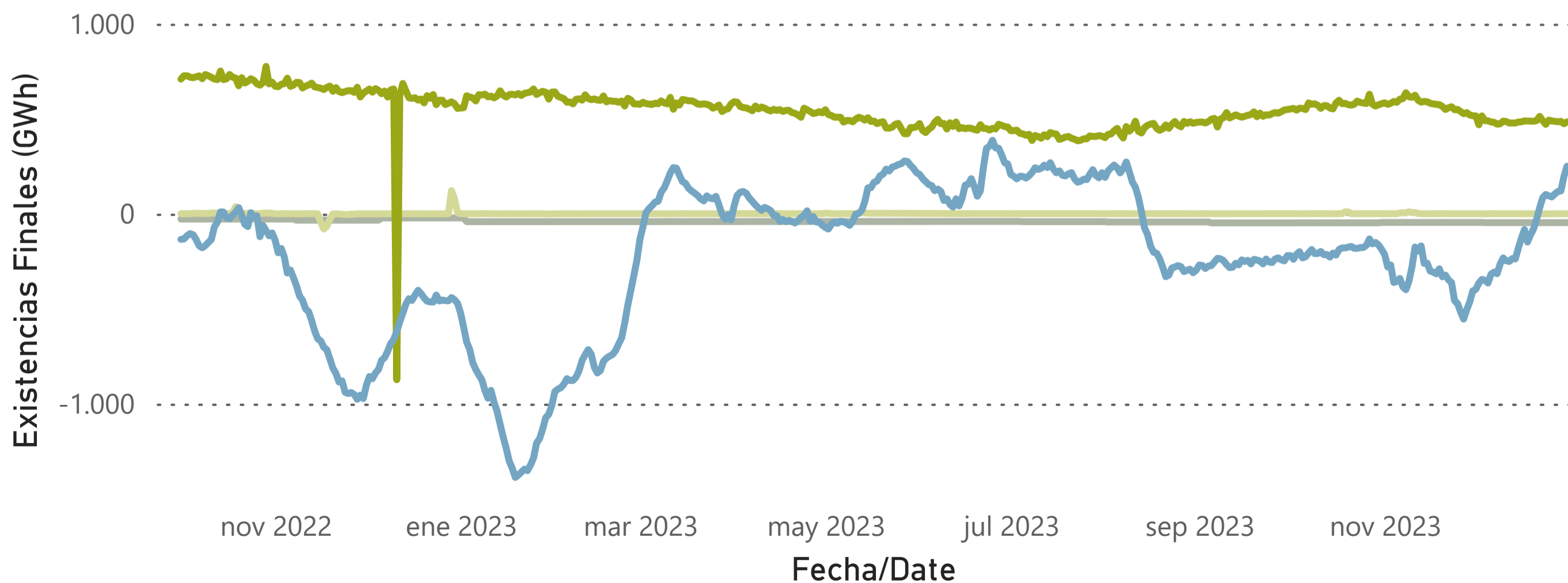


## Total existencias cuentas GTS diario provisional en TVB (GWh) / Total daily provisional stocks monitoring in TVB (GWh)



## Seguimiento provisional de existencias durante el periodo seleccionado (GWh) / Provisional stocks monitoring during the selected period (GWh)

Tipo de Balance ● Correcciones en TVB ● Desbalance en TVB ● Mermas ● OBA

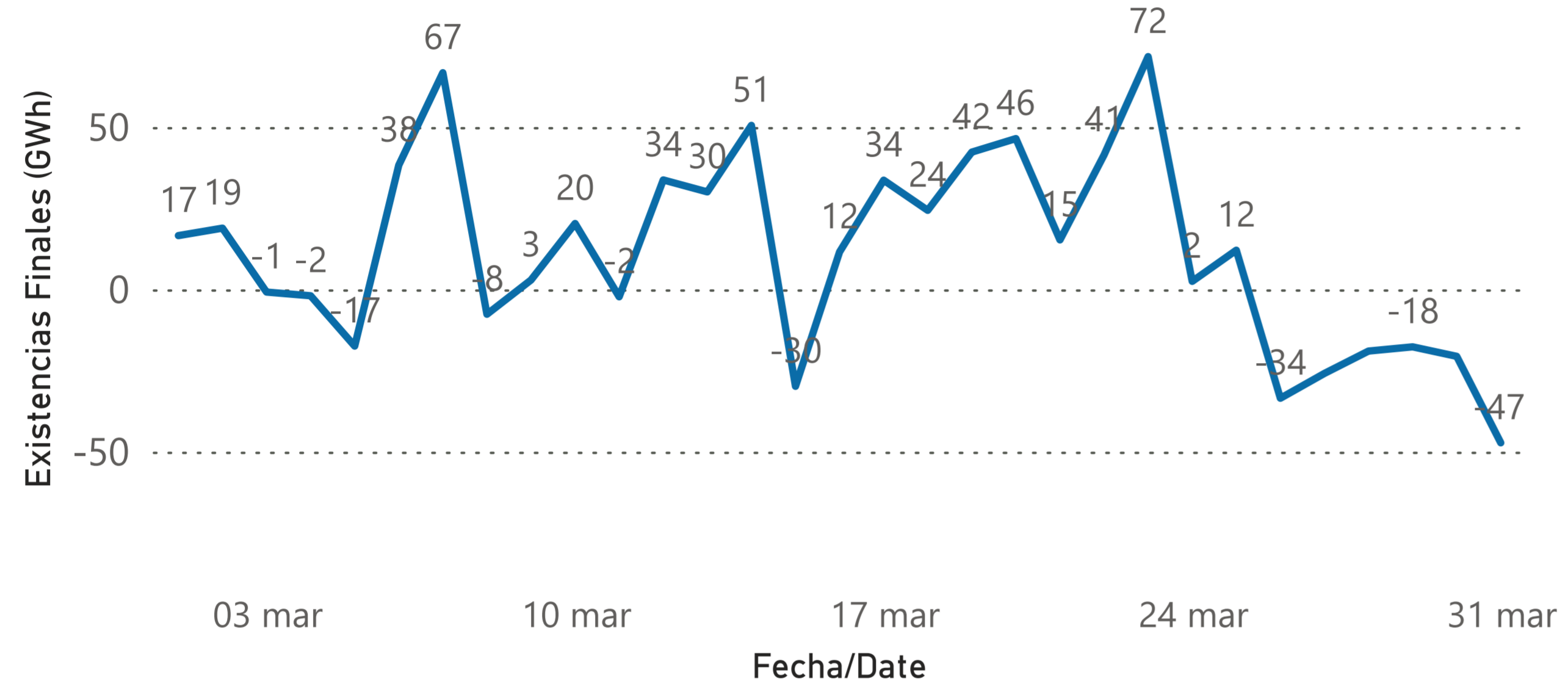


Fecha de Gas / Gas Date	Correcciones en TVB	Desbalance en TVB	Mermas	OBA	Total
01/03/2024	-48	-1	623	523	<b>1.098</b>
02/03/2024	-48	0	633	472	<b>1.057</b>
03/03/2024	-48	0	632	445	<b>1.028</b>
04/03/2024	-48	-1	632	473	<b>1.056</b>
05/03/2024	-51	0	643	533	<b>1.124</b>
06/03/2024	-51	-1	655	565	<b>1.168</b>
07/03/2024	-51	-1	632	561	<b>1.141</b>
08/03/2024	-51	-1	635	585	<b>1.168</b>
09/03/2024	-51	-1	594	548	<b>1.090</b>
10/03/2024	-51	-1	639	540	<b>1.127</b>
11/03/2024	-51	-1	644	553	<b>1.145</b>
12/03/2024	-51	0	643	568	<b>1.159</b>
13/03/2024	-51	0	650	581	<b>1.180</b>
14/03/2024	-51	0	640	594	<b>1.183</b>
15/03/2024	-51	0	660	644	<b>1.253</b>
16/03/2024	-51	0	657	636	<b>1.242</b>
17/03/2024	-51	0	658	674	<b>1.281</b>
18/03/2024	-51	0	657	655	<b>1.260</b>
19/03/2024	-51	0	655	675	<b>1.278</b>
20/03/2024	-51	0	663	648	<b>1.260</b>
21/03/2024	-51	0	659	674	<b>1.282</b>
22/03/2024	-51	0	659	639	<b>1.247</b>
23/03/2024	-51	0	677	649	<b>1.275</b>
24/03/2024	-51	0	658	665	<b>1.272</b>
25/03/2024	-51	0	665	616	<b>1.230</b>
26/03/2024	-51	0	668	585	<b>1.202</b>
27/03/2024	-51	0	670	483	<b>1.101</b>
28/03/2024	-51	0	662	450	<b>1.060</b>
29/03/2024	-51	-1	647	341	<b>936</b>
30/03/2024	-51	-1	658	237	<b>843</b>
31/03/2024	-51	-1	664	137	<b>749</b>

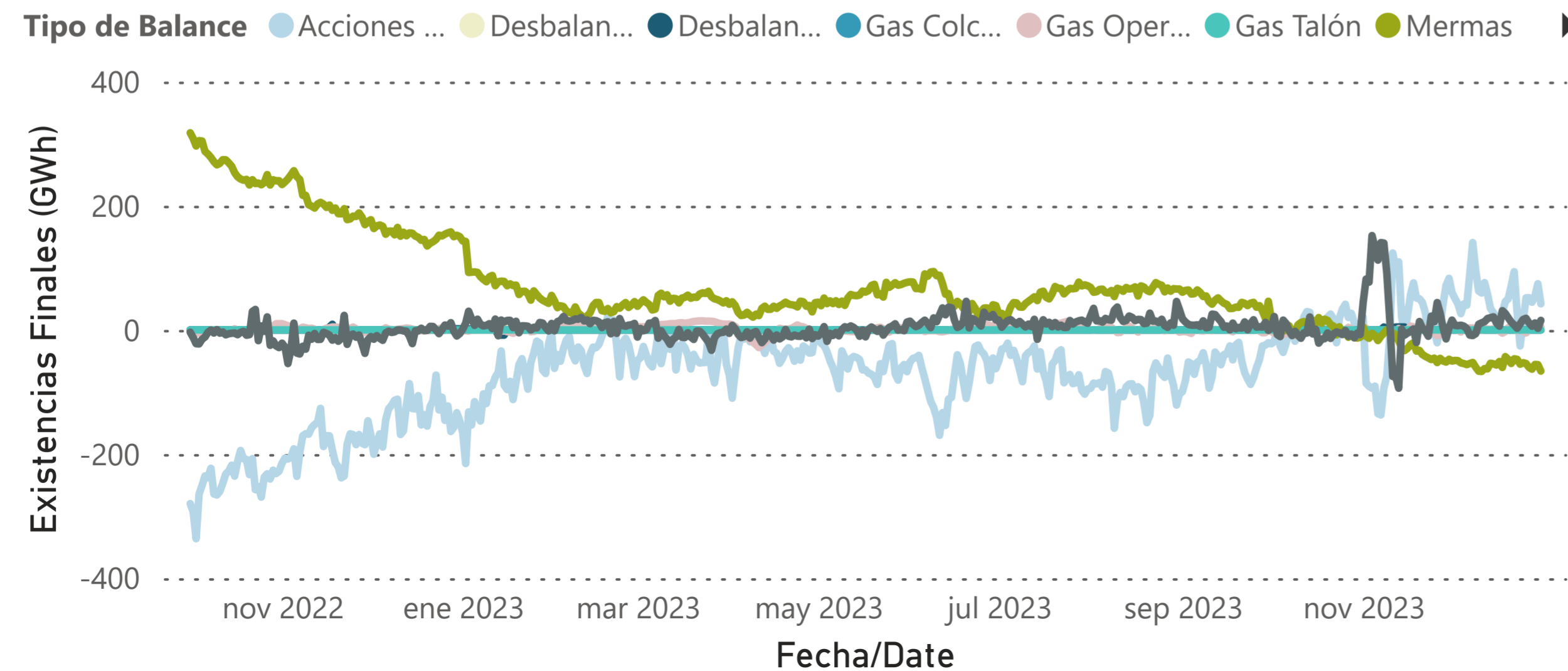


# Evolución Cuentas GTS en PVB 2023. GTS Accounts evolution in PVB 2023

## Total existencias cuentas GTS diario provisional en PVB (GWh) / Total daily provisional stocks monitoring in PVB (GWh)



## Seguimiento provisional de existencias durante el periodo seleccionado (GWh) / Provisional stocks monitoring during the selected period (GWh)



Fecha de Gas / Gas Date	Acciones de Balance	Desbalance AVB	Desbalance TVB	Gas Colchón	Gas Operación	Gas Talón	Mermas	OBA - PVB	Total
01/03/2024	68	0	0	0	2	0	-87	34	17
02/03/2024	53	0	0	0	4	0	-82	44	19
03/03/2024	34	0	0	0	2	0	-86	50	-1
04/03/2024	17	0	0	0	-1	0	-86	68	-2
05/03/2024	23	0	0	0	-3	0	-50	12	-17
06/03/2024	80	0	0	0	4	0	-45	0	38
07/03/2024	92	0	0	0	4	0	-36	7	67
08/03/2024	47	0	0	0	2	0	-47	-9	-8
09/03/2024	39	0	0	0	0	0	-47	11	3
10/03/2024	44	0	0	0	2	0	-48	23	20
11/03/2024	43	0	0	0	1	0	-57	11	-2
12/03/2024	56	0	0	0	0	0	-45	22	34
13/03/2024	60	0	0	0	-2	0	-46	18	30
14/03/2024	71	0	0	0	1	0	-43	23	51
15/03/2024	9	0	0	0	1	0	-44	5	-30
16/03/2024	40	0	0	0	-1	0	-39	11	12
17/03/2024	60	0	0	0	-3	0	-37	14	34
18/03/2024	52	0	0	0	-6	0	-36	15	24
19/03/2024	59	0	0	0	-2	0	-32	17	42
20/03/2024	54	0	0	0	1	0	-25	17	46
21/03/2024	28	0	0	0	6	0	-24	6	15
22/03/2024	46	0	0	0	4	0	-24	16	41
23/03/2024	82	0	0	0	4	0	-19	5	72
24/03/2024	20	0	0	0	3	0	-23	2	2
25/03/2024	3	0	0	0	0	0	-21	30	12
26/03/2024	-28	0	0	0	-2	0	-19	15	-34
27/03/2024	-18	0	0	0	-3	0	-25	19	-26
28/03/2024	9	0	0	0	-5	0	-24	1	-19
29/03/2024	-12	0	0	0	-5	0	-22	22	-18
30/03/2024	-35	0	0	0	-6	0	-18	39	-21
31/03/2024	-80	0	0	0	-8	0	-24	64	-47