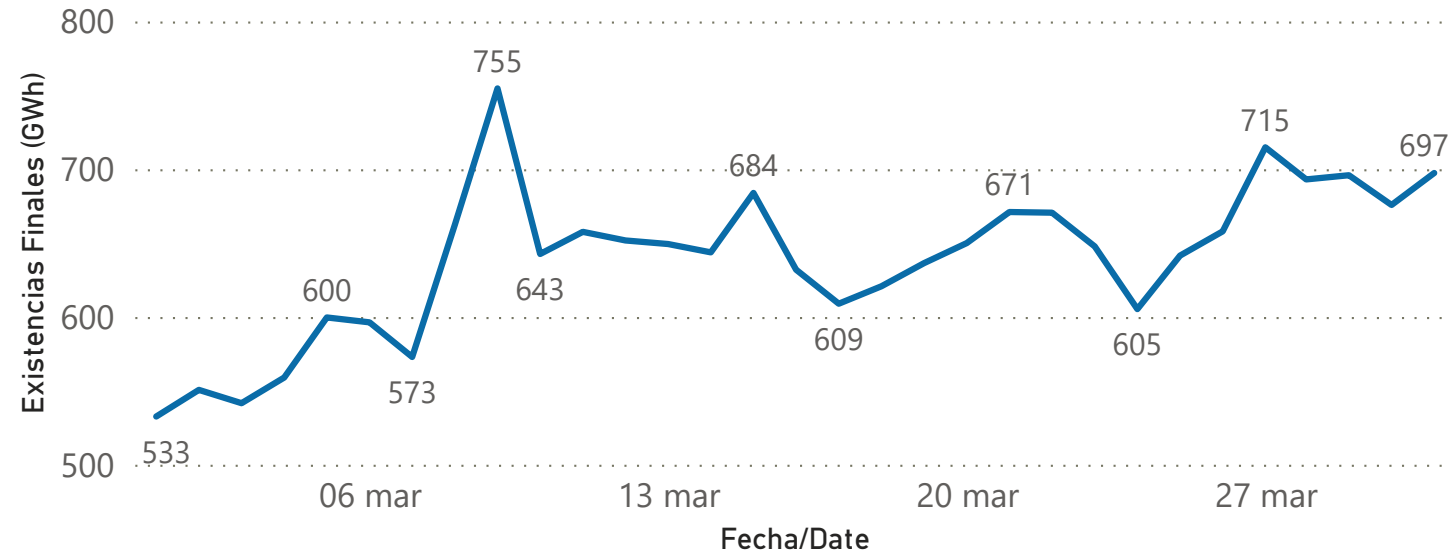


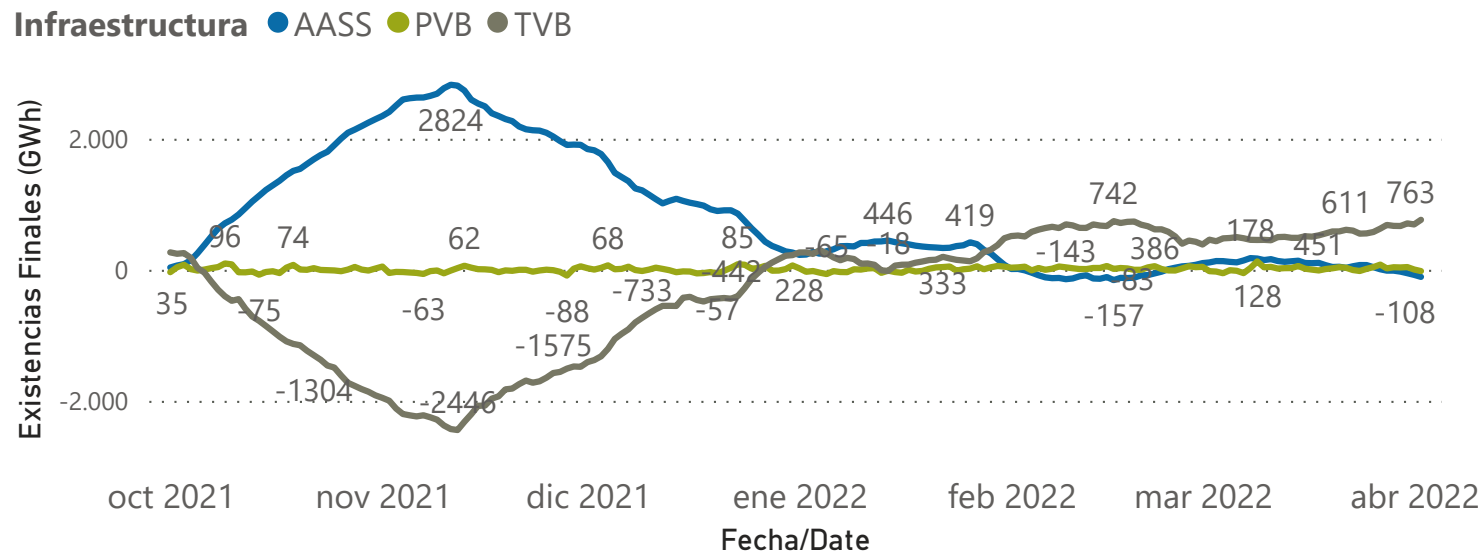


# Evolución Cuentas GTS 2022. GTS Accounts evolution 2022

**Total existencias cuentas GTS diario provisional (GWh) / Total daily provisional stocks monitoring (GWh)**



**Seguimiento de existencias por infraestructura durante el periodo seleccionado (GWh) / Provisional stocks monitoring by infrastructure during the selected period (GWh)**

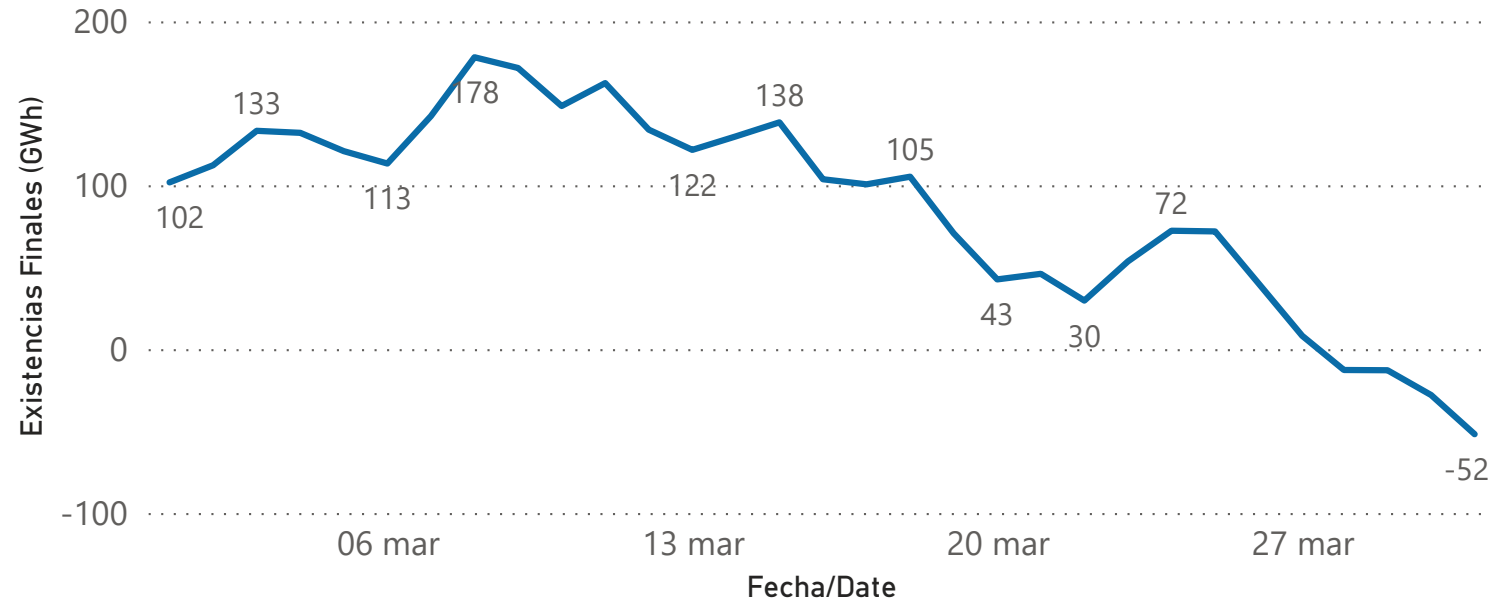


Fecha de Gas / Gas Date	AASS	PVB	TVB	Total
01/03/2022	102	45	386	<b>533</b>
02/03/2022	112	-21	459	<b>551</b>
03/03/2022	133	-27	436	<b>542</b>
04/03/2022	132	-52	480	<b>559</b>
05/03/2022	121	-7	485	<b>600</b>
06/03/2022	113	-15	498	<b>596</b>
07/03/2022	142	-51	482	<b>573</b>
08/03/2022	178	27	457	<b>662</b>
09/03/2022	172	128	455	<b>755</b>
10/03/2022	148	38	457	<b>643</b>
11/03/2022	162	44	451	<b>658</b>
12/03/2022	134	19	499	<b>652</b>
13/03/2022	122	25	503	<b>649</b>
14/03/2022	130	26	488	<b>644</b>
15/03/2022	138	58	487	<b>684</b>
16/03/2022	104	17	512	<b>632</b>
17/03/2022	101	3	506	<b>609</b>
18/03/2022	105	-10	526	<b>621</b>
19/03/2022	71	11	555	<b>636</b>
20/03/2022	43	23	585	<b>650</b>
21/03/2022	46	40	585	<b>671</b>
22/03/2022	30	30	611	<b>671</b>
23/03/2022	54	-4	598	<b>648</b>
24/03/2022	72	-18	551	<b>605</b>
25/03/2022	72	14	555	<b>642</b>
26/03/2022	40	41	577	<b>658</b>
27/03/2022	8	79	628	<b>715</b>
28/03/2022	-13	22	684	<b>693</b>
29/03/2022	-13	39	670	<b>696</b>
30/03/2022	-28	36	668	<b>676</b>
31/03/2022	-52	41	708	<b>697</b>



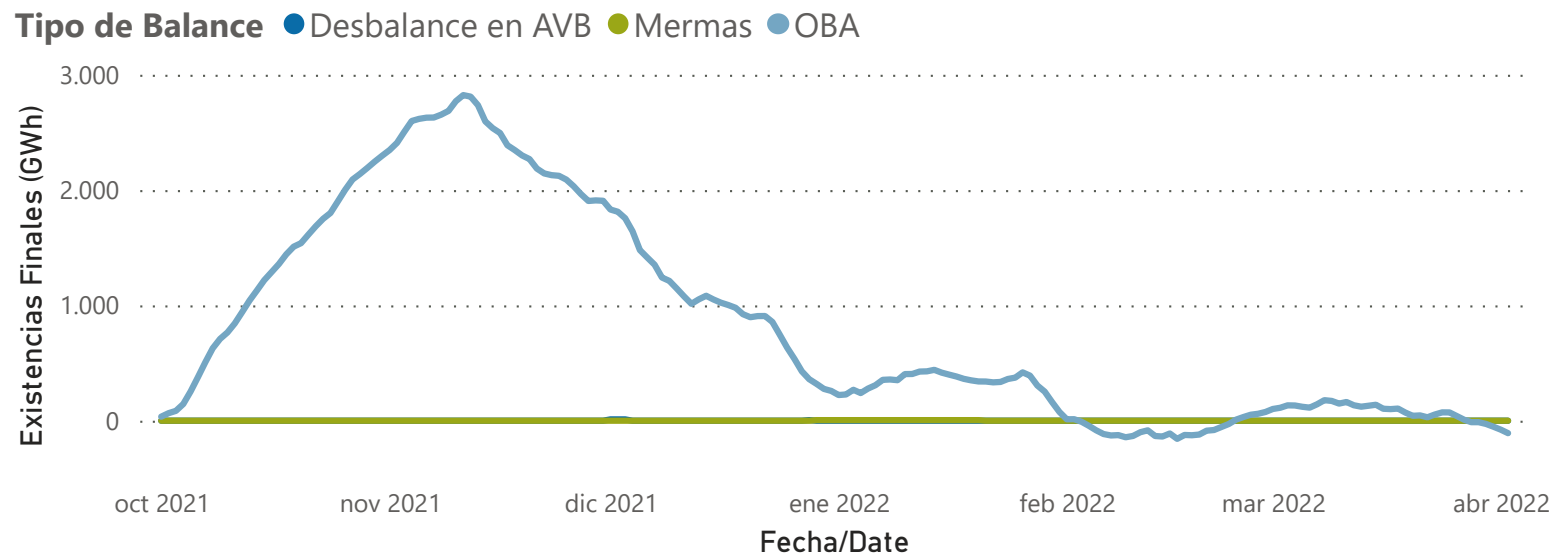
# Evolución Cuentas GTS en AVB 2022. GTS Accounts evolution in AVB 2022

## Total existencias cuentas GTS diario provisional en AASS (GWh) / Total daily provisional stocks monitoring in AASS (GWh)



Fecha de Gas / Gas Date	Desbalance en AVB	Mermas	OBA	Total
01/03/2022	0	0	102	102
02/03/2022	0	0	112	112
03/03/2022	0	0	133	133
04/03/2022	0	0	132	132
05/03/2022	0	0	121	121
06/03/2022	0	0	113	113
07/03/2022	0	0	142	142
08/03/2022	0	0	178	178
09/03/2022	0	0	172	172
10/03/2022	0	0	148	148
11/03/2022	0	0	162	162
12/03/2022	0	0	134	134
13/03/2022	0	0	122	122
14/03/2022	0	0	130	130
15/03/2022	0	0	138	138
16/03/2022	0	0	104	104
17/03/2022	0	0	101	101
18/03/2022	0	0	105	105
19/03/2022	0	0	71	71
20/03/2022	0	0	43	43
21/03/2022	0	0	46	46
22/03/2022	0	0	30	30
23/03/2022	0	0	54	54
24/03/2022	0	0	72	72
25/03/2022	0	0	72	72
26/03/2022	0	0	40	40
27/03/2022	0	0	8	8
28/03/2022	0	0	-13	-13
29/03/2022	0	0	-13	-13
30/03/2022	0	0	-28	-28
31/03/2022	0	0	-52	-52

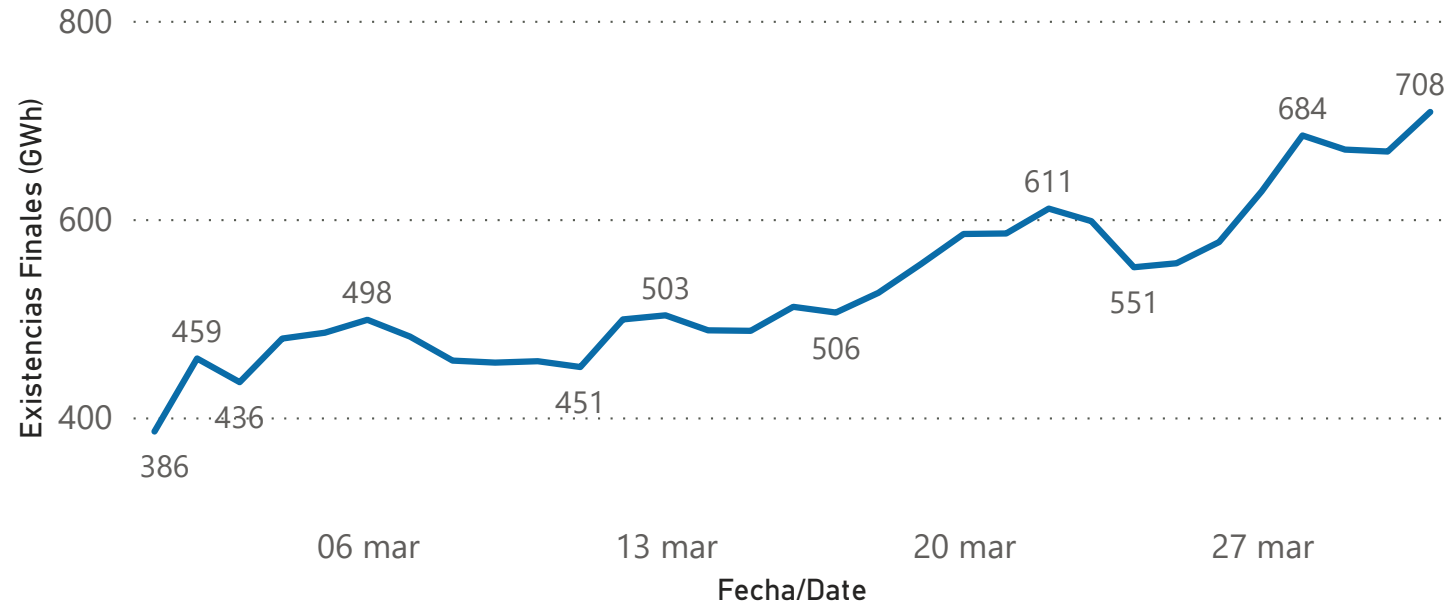
## Seguimiento provisional de existencias durante el periodo seleccionado (GWh) / Provisional stocks monitoring during the selected period (GWh)



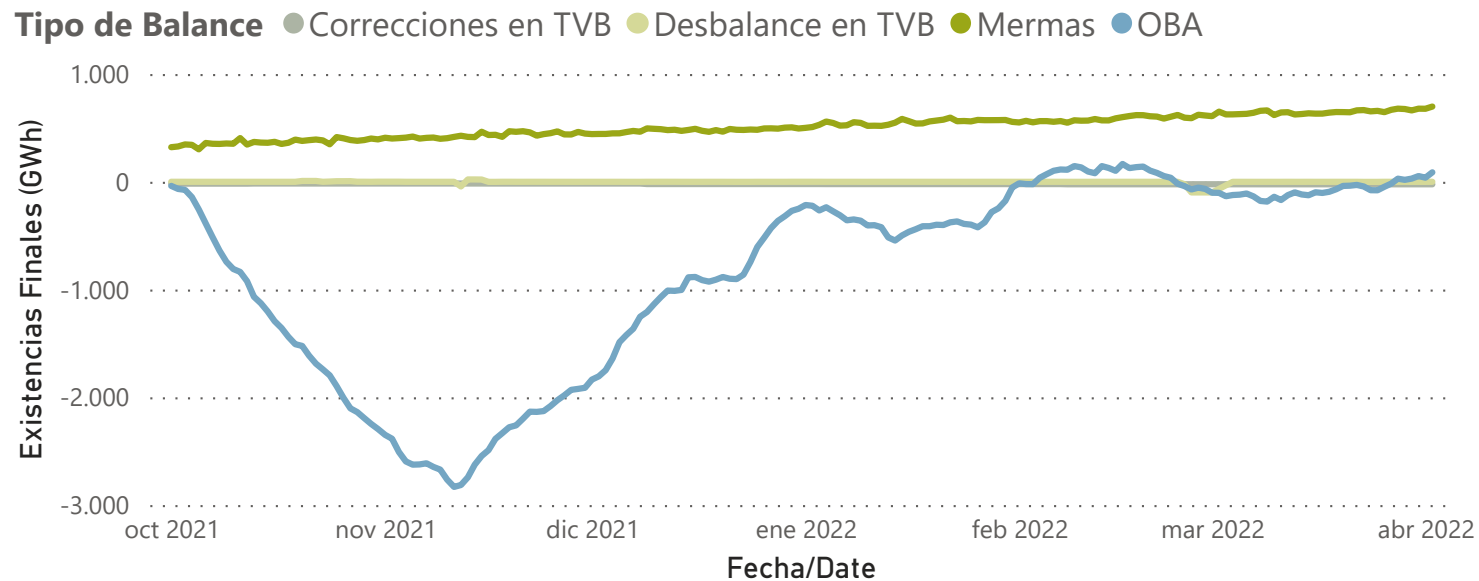


# Evolución Cuentas GTS en TVB 2022. GTS Accounts evolution in TVB 2022

## Total existencias cuentas GTS diario provisional en PVB (GWh) / Total daily provisional stocks monitoring in TVB (GWh)



## Seguimiento provisional de existencias durante el periodo seleccionado (GWh) / Provisional stocks monitoring during the selected period (GWh)

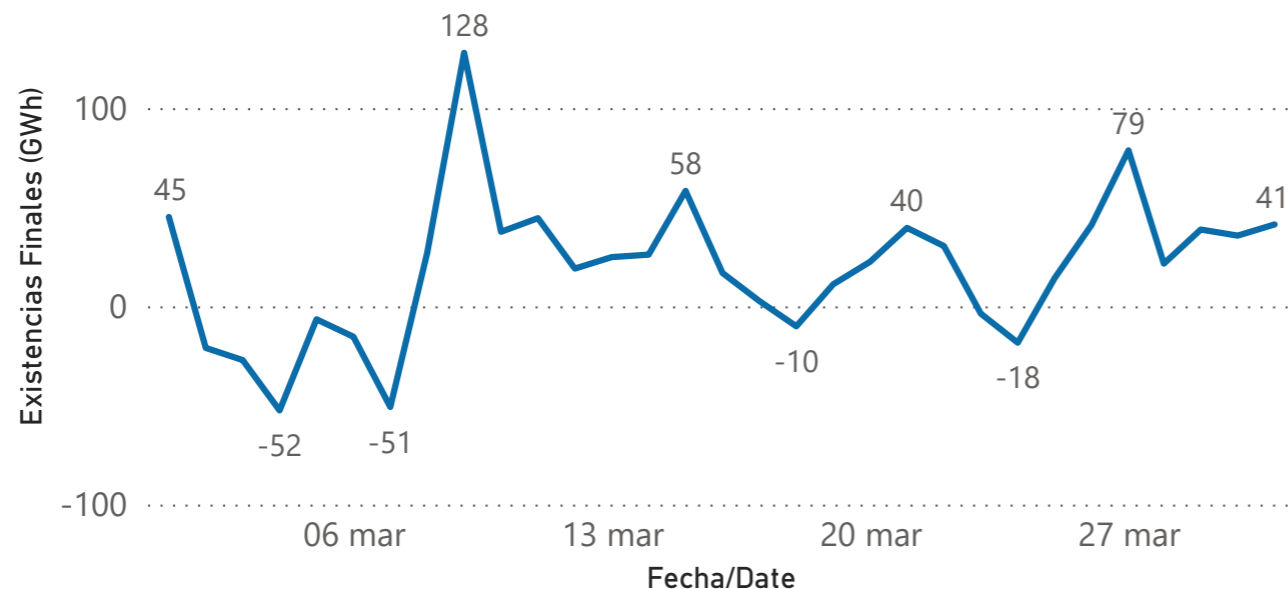


Fecha de Gas / Gas Date	Correcciones en TVB	Desbalance en TVB	Mermas	OBA	Total
01/03/2022	-23	-99	609	-102	<b>386</b>
02/03/2022	-23	-66	651	-103	<b>459</b>
03/03/2022	-23	-33	625	-134	<b>436</b>
04/03/2022	-23	0	626	-123	<b>480</b>
05/03/2022	-23	0	628	-119	<b>485</b>
06/03/2022	-23	0	631	-109	<b>498</b>
07/03/2022	-23	0	640	-135	<b>482</b>
08/03/2022	-23	0	659	-178	<b>457</b>
09/03/2022	-23	0	663	-184	<b>455</b>
10/03/2022	-23	0	619	-139	<b>457</b>
11/03/2022	-23	0	643	-169	<b>451</b>
12/03/2022	-23	0	646	-124	<b>499</b>
13/03/2022	-23	0	625	-98	<b>503</b>
14/03/2022	-23	0	629	-118	<b>488</b>
15/03/2022	-23	0	635	-125	<b>487</b>
16/03/2022	-23	0	632	-97	<b>512</b>
17/03/2022	-23	0	633	-103	<b>506</b>
18/03/2022	-23	0	642	-93	<b>526</b>
19/03/2022	-23	0	647	-69	<b>555</b>
20/03/2022	-23	0	647	-38	<b>585</b>
21/03/2022	-23	0	645	-36	<b>585</b>
22/03/2022	-23	0	663	-29	<b>611</b>
23/03/2022	-23	-1	665	-44	<b>598</b>
24/03/2022	-23	-1	654	-78	<b>551</b>
25/03/2022	-23	-1	658	-79	<b>555</b>
26/03/2022	-23	0	646	-46	<b>577</b>
27/03/2022	-23	0	668	-17	<b>628</b>
28/03/2022	-23	0	679	29	<b>684</b>
29/03/2022	-23	0	675	18	<b>670</b>
30/03/2022	-23	-1	662	29	<b>668</b>
31/03/2022	-23	-1	678	53	<b>708</b>

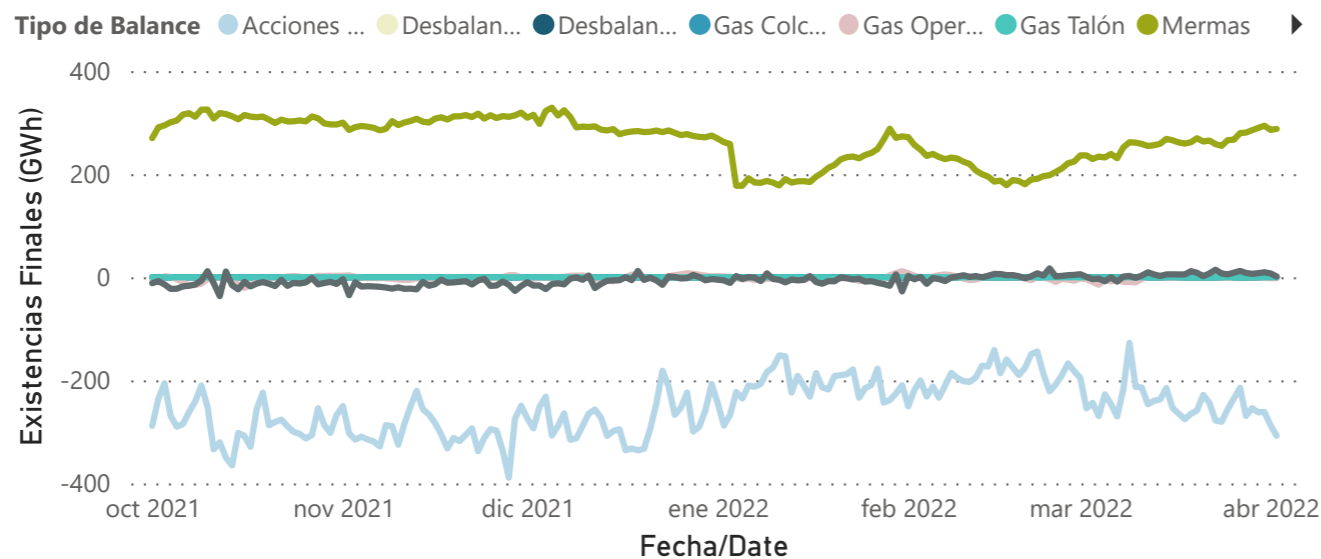


# Evolución Cuentas GTS en PVB 2022. GTS Accounts evolution in PVB 2022

## Total existencias cuentas GTS diario provisional en PVB (GWh) / Total daily provisional stocks monitoring in PVB (GWh)



## Seguimiento provisional de existencias durante el periodo seleccionado (GWh) / Provisional stocks monitoring during the selected period (GWh)



Fecha de Gas / Gas Date	Acciones de Balance	Desbalance AVB	Desbalance TVB	Gas Colchón	Gas Operación	Gas Talón	Mermas	OBA - PVB	Total
01/03/2022	-195	0	0	0	-2	0	236	6	45
02/03/2022	-254	0	0	0	-4	0	236	1	-21
03/03/2022	-244	0	0	0	-9	0	229	-4	-27
04/03/2022	-270	0	0	0	-14	0	234	-3	-52
05/03/2022	-227	0	0	0	-4	0	232	-8	-7
06/03/2022	-246	0	0	0	-8	0	239	0	-15
07/03/2022	-270	0	0	0	-3	0	231	-9	-51
08/03/2022	-217	0	0	0	-9	0	252	1	27
09/03/2022	-127	0	0	0	-9	0	262	3	128
10/03/2022	-213	0	0	0	-10	0	261	-1	38
11/03/2022	-214	0	0	0	-4	0	259	3	44
12/03/2022	-247	0	0	0	1	0	255	10	19
13/03/2022	-240	0	0	0	3	0	256	5	25
14/03/2022	-237	0	0	0	2	0	259	2	26
15/03/2022	-215	0	0	0	-1	0	268	5	58
16/03/2022	-253	0	0	0	-1	0	266	6	17
17/03/2022	-264	0	0	0	0	0	262	5	3
18/03/2022	-276	0	0	0	1	0	259	5	-10
19/03/2022	-265	0	0	0	2	0	262	12	11
20/03/2022	-258	0	0	0	2	0	270	9	23
21/03/2022	-228	0	0	0	2	0	263	2	40
22/03/2022	-244	0	0	0	1	0	265	7	30
23/03/2022	-278	0	0	0	1	0	258	15	-4
24/03/2022	-280	0	0	0	0	0	255	7	-18
25/03/2022	-256	0	0	0	-2	0	266	6	14
26/03/2022	-235	0	0	0	0	0	267	9	41
27/03/2022	-214	0	0	0	1	0	280	12	79
28/03/2022	-269	0	0	0	2	0	281	8	22
29/03/2022	-254	0	0	0	1	0	285	7	39
30/03/2022	-262	0	0	0	0	0	290	8	36
31/03/2022	-261	0	0	0	-1	0	294	10	41