



**Informe de Seguimiento de
cuentas GTS / GTS Accounts
Tracking Report**

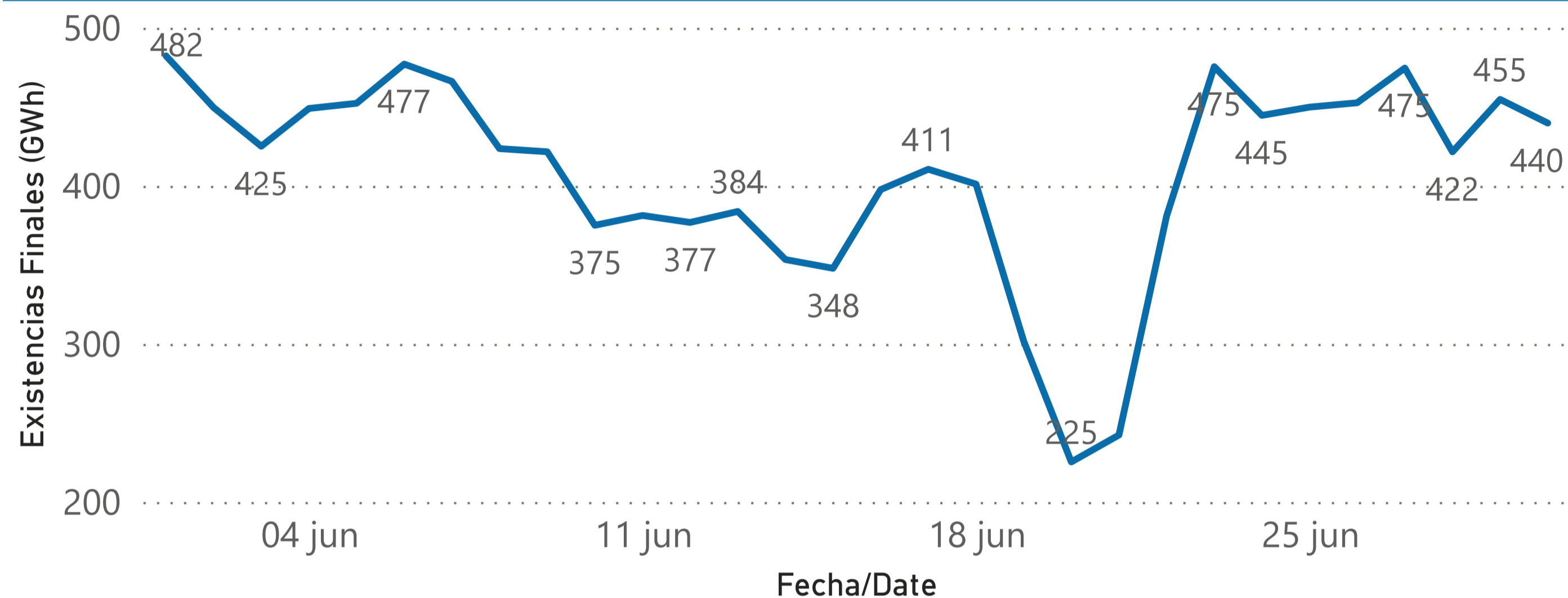
10/08/2023



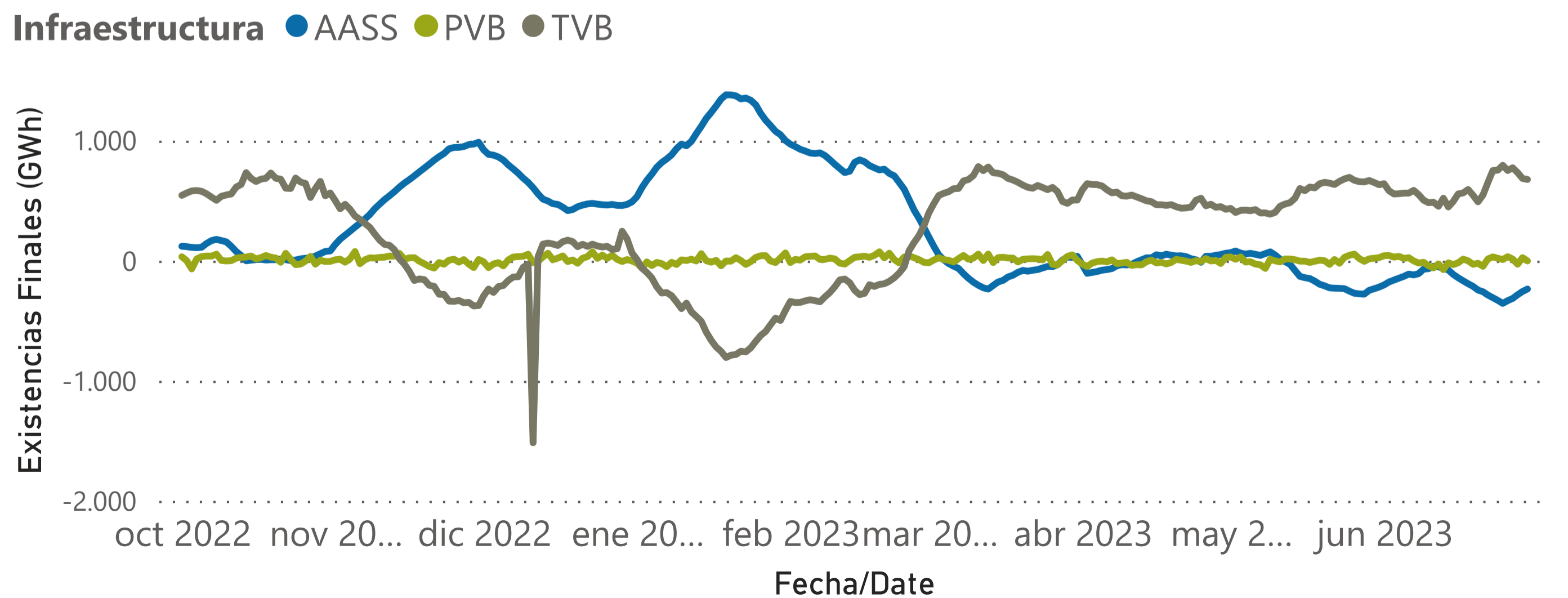


Evolución Cuentas GTS 2023. GTS Accounts evolution 2023

Total existencias cuentas GTS diario provisional (GWh) / Total daily provisional stocks monitoring (GWh)



Seguimiento de existencias por infraestructura durante el periodo seleccionado (GWh) / Provisional stocks monitoring by infrastructure during the selected period (GWh)

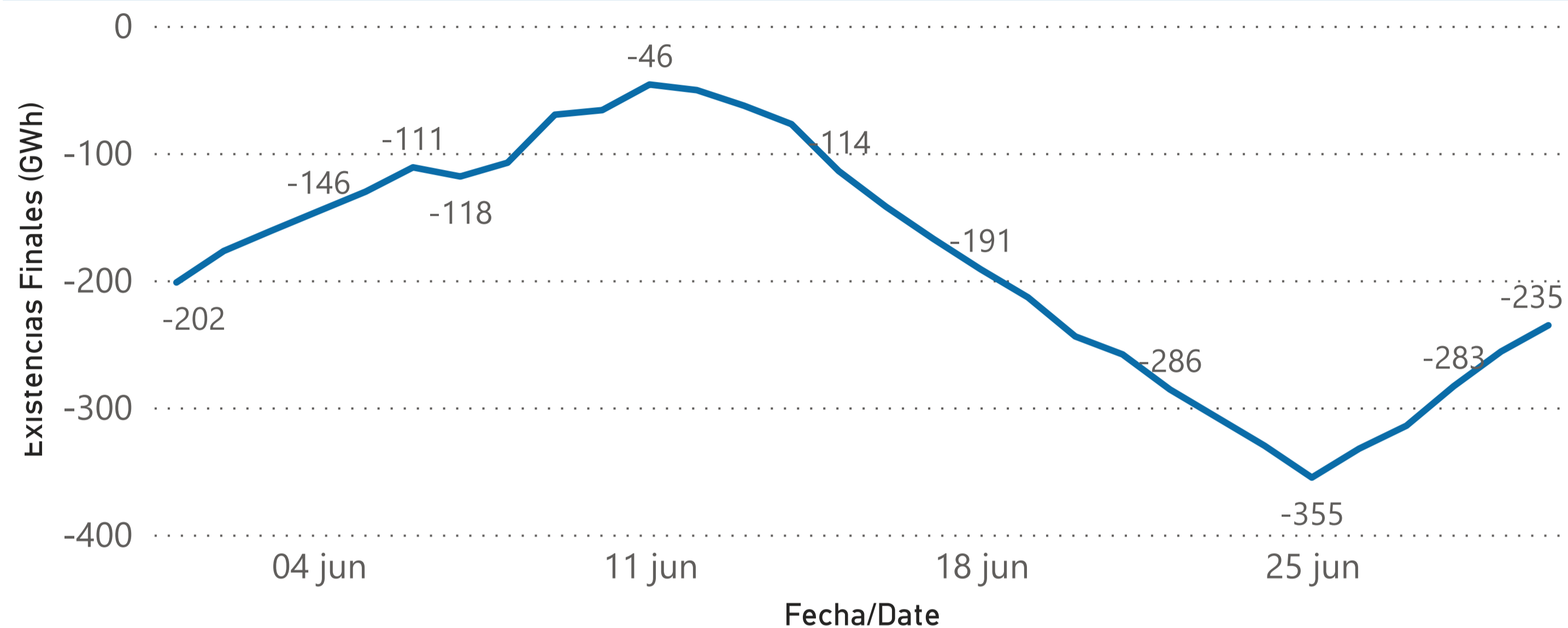


Fecha de Gas / Gas Date	AASS	PVB	TVB	Total
01/06/2023	-202	42	642	482
02/06/2023	-177	44	583	450
03/06/2023	-161	30	556	425
04/06/2023	-146	37	558	449
05/06/2023	-130	20	563	452
06/06/2023	-111	25	563	477
07/06/2023	-118	-2	586	466
08/06/2023	-108	-19	550	424
09/06/2023	-70	-13	504	422
10/06/2023	-66	-42	483	375
11/06/2023	-46	-60	487	381
12/06/2023	-51	-26	454	377
13/06/2023	-63	-74	521	384
14/06/2023	-77	-17	448	353
15/06/2023	-114	-32	494	348
16/06/2023	-142	-17	557	398
17/06/2023	-167	13	565	411
18/06/2023	-191	-1	593	401
19/06/2023	-213	-30	545	302
20/06/2023	-244	-21	491	225
21/06/2023	-258	-47	547	242
22/06/2023	-286	15	652	381
23/06/2023	-308	32	751	475
24/06/2023	-330	20	754	445
25/06/2023	-355	10	795	450
26/06/2023	-332	34	751	453
27/06/2023	-314	14	774	475
28/06/2023	-283	-29	734	422
29/06/2023	-256	26	685	455
30/06/2023	-235	-2	677	440

Evolución Cuentas GTS en AVB 2023. GTS Accounts evolution in AVB 2023

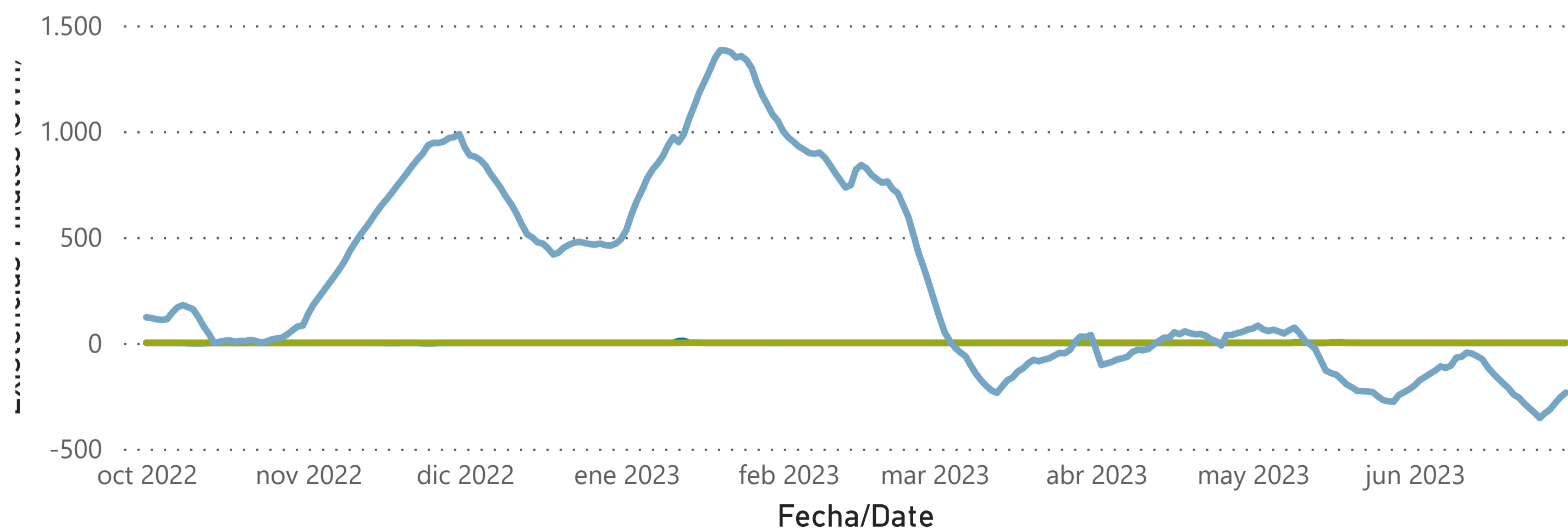


Total existencias cuentas GTS diario provisional en AVB (GWh) / Total daily provisional stocks monitoring in AVB (GWh)



Seguimiento provisional de existencias durante el periodo seleccionado (GWh) / Provisional stocks monitoring during the selected period (GWh)

tipo de Balance ● Desbalance en AVB ● Mermas ● OBA

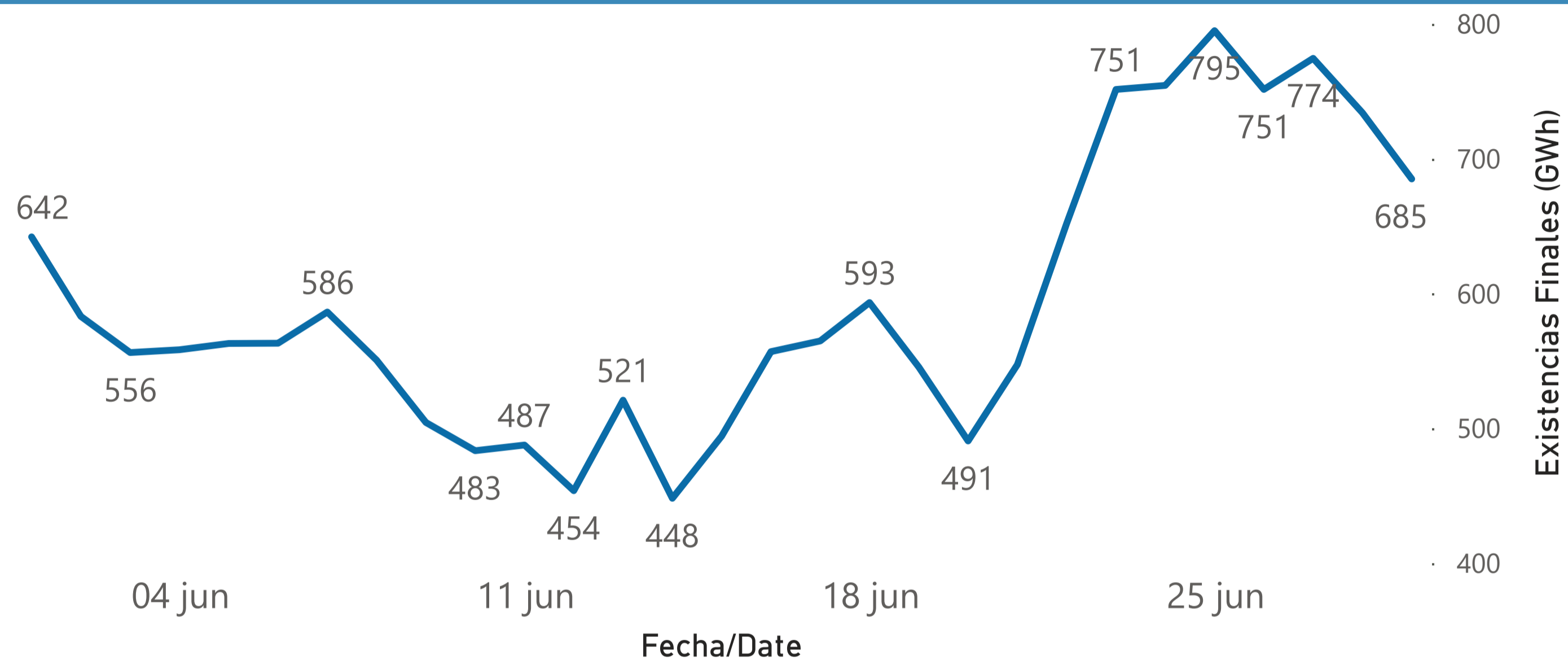


Fecha de Gas / Gas Date	Desbalance en AVB	Mermas	OBA	Total
01/06/2023	0	0	-202	-202
02/06/2023	0	0	-177	-177
03/06/2023	0	0	-161	-161
04/06/2023	0	0	-146	-146
05/06/2023	0	0	-130	-130
06/06/2023	0	0	-111	-111
07/06/2023	0	0	-118	-118
08/06/2023	0	0	-108	-108
09/06/2023	0	0	-70	-70
10/06/2023	0	0	-66	-66
11/06/2023	0	0	-46	-46
12/06/2023	0	0	-51	-51
13/06/2023	0	0	-63	-63
14/06/2023	0	0	-77	-77
15/06/2023	0	0	-114	-114
16/06/2023	0	0	-142	-142
17/06/2023	0	0	-167	-167
18/06/2023	0	0	-191	-191
19/06/2023	0	0	-213	-213
20/06/2023	0	0	-244	-244
21/06/2023	0	0	-258	-258
22/06/2023	0	0	-286	-286
23/06/2023	0	0	-308	-308
24/06/2023	0	0	-330	-330
25/06/2023	0	0	-355	-355
26/06/2023	0	0	-332	-332
27/06/2023	0	0	-314	-314
28/06/2023	0	0	-283	-283
29/06/2023	0	0	-256	-256
30/06/2023	0	0	-235	-235

Evolución Cuentas GTS en TVB 2023. GTS Accounts evolution in TVB 2023

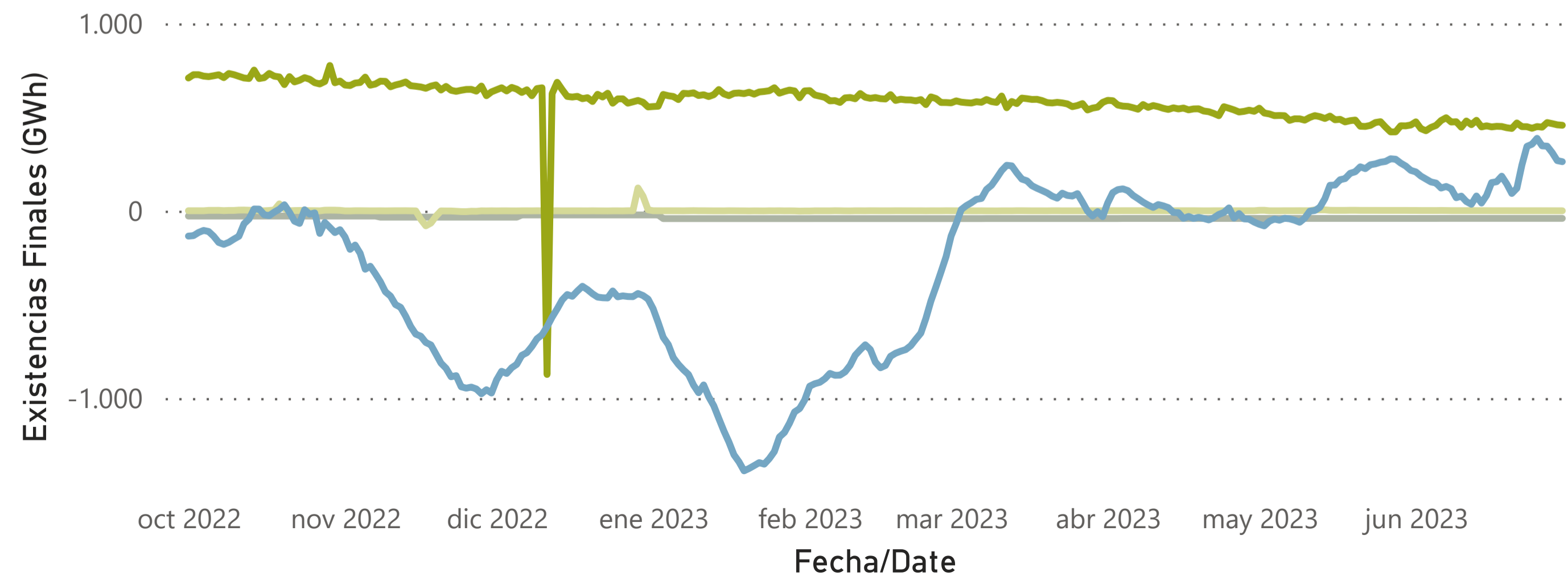


Total existencias cuentas GTS diario provisional en TVB (GWh) / Total daily provisional stocks monitoring in TVB (GWh)



Seguimiento provisional de existencias durante el periodo seleccionado (GWh) / Provisional stocks monitoring during the selected period (GWh)

Tipo de Balance ● Correcciones en TVB ● Desbalance en TVB ● Mermas ● OBA

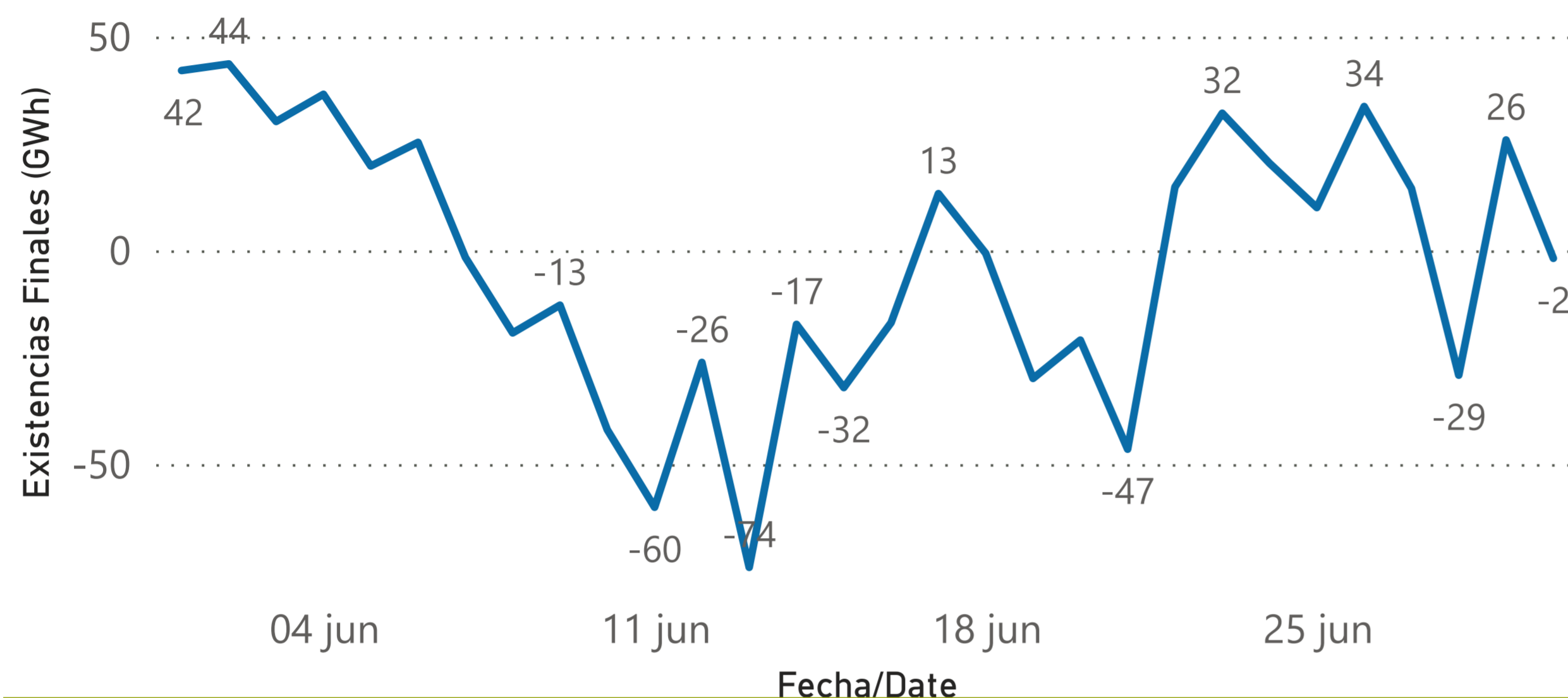


Fecha de Gas / Gas Date	Correcciones en TVB	Desbalance en TVB	Mermas	OBA	Total
01/06/2023	-41	1	474	207	642
02/06/2023	-41	1	438	185	583
03/06/2023	-41	1	427	169	556
04/06/2023	-41	1	445	154	558
05/06/2023	-41	1	455	148	563
06/06/2023	-41	1	481	121	563
07/06/2023	-41	1	496	130	586
08/06/2023	-41	1	473	117	550
09/06/2023	-41	0	475	69	504
10/06/2023	-41	0	446	78	483
11/06/2023	-41	0	479	49	487
12/06/2023	-41	0	459	35	454
13/06/2023	-41	0	483	79	521
14/06/2023	-41	0	447	41	448
15/06/2023	-41	0	453	81	494
16/06/2023	-41	0	447	150	557
17/06/2023	-41	0	451	155	565
18/06/2023	-41	0	450	184	593
19/06/2023	-41	0	443	143	545
20/06/2023	-41	0	439	92	491
21/06/2023	-41	0	468	120	547
22/06/2023	-41	0	449	244	652
23/06/2023	-41	0	449	344	751
24/06/2023	-41	0	440	355	754
25/06/2023	-41	0	449	386	795
26/06/2023	-41	0	446	346	751
27/06/2023	-41	0	471	345	774
28/06/2023	-41	0	465	310	734
29/06/2023	-41	0	459	267	685
30/06/2023	-41	0	456	262	677

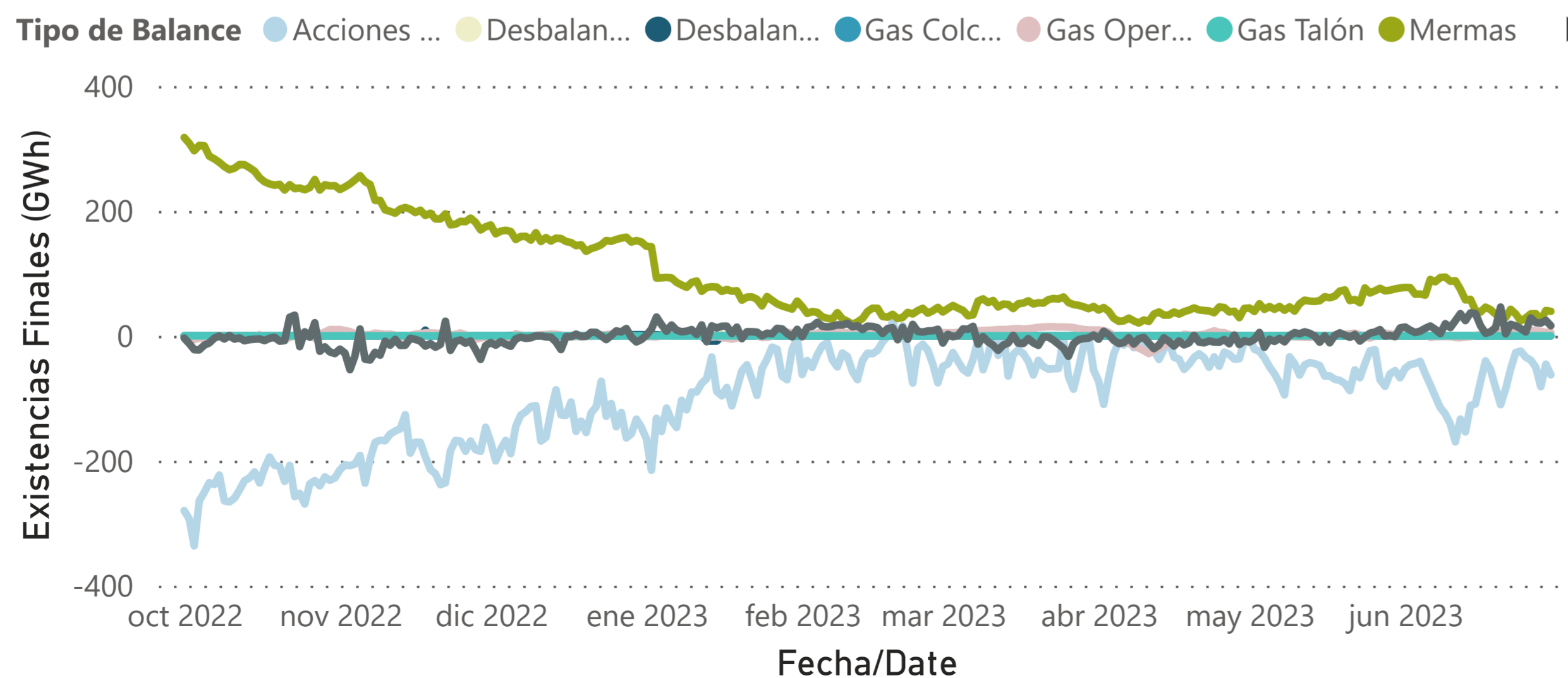


Evolución Cuentas GTS en PVB 2023. GTS Accounts evolution in PVB 2023

Total existencias cuentas GTS diario provisional en PVB (GWh) / Total daily provisional stocks monitoring in PVB (GWh)



Seguimiento provisional de existencias durante el periodo seleccionado (GWh) / Provisional stocks monitoring during the selected period (GWh)



Fecha de Gas / Gas Date	Acciones de Balance	Desbalance AVB	Desbalance TVB	Gas Colchón	Gas Operación	Gas Talón	Mermas	OBA - PVB	Total
01/06/2023	-52	0	0	0	2	0	77	14	42
02/06/2023	-46	0	0	0	3	0	77	9	44
03/06/2023	-44	0	0	0	3	0	67	5	30
04/06/2023	-41	0	0	0	3	0	67	8	37
05/06/2023	-61	0	0	0	3	0	65	12	20
06/06/2023	-78	0	0	0	-2	0	90	16	25
07/06/2023	-97	0	0	0	-1	0	87	10	-2
08/06/2023	-115	0	0	0	-1	0	93	4	-19
09/06/2023	-125	0	0	0	-1	0	94	19	-13
10/06/2023	-141	0	0	0	-1	0	87	13	-42
11/06/2023	-170	0	0	0	-3	0	88	24	-60
12/06/2023	-133	0	0	0	-3	0	74	36	-26
13/06/2023	-154	0	0	0	-2	0	57	24	-74
14/06/2023	-111	0	0	0	-1	0	58	37	-17
15/06/2023	-109	0	0	0	1	0	40	36	-32
16/06/2023	-73	0	0	0	2	0	38	16	-17
17/06/2023	-40	0	0	0	3	0	46	4	13
18/06/2023	-54	0	0	0	5	0	42	7	-1
19/06/2023	-83	0	0	0	5	0	35	13	-30
20/06/2023	-110	0	0	0	6	0	37	46	-21
21/06/2023	-85	0	0	0	6	0	29	3	-47
22/06/2023	-53	0	0	0	7	0	43	18	15
23/06/2023	-27	0	0	0	8	0	35	16	32
24/06/2023	-24	0	0	0	9	0	24	12	20
25/06/2023	-34	0	0	0	9	0	29	6	10
26/06/2023	-39	0	0	0	9	0	35	29	34
27/06/2023	-50	0	0	0	8	0	35	21	14
28/06/2023	-81	0	0	0	7	0	25	20	-29
29/06/2023	-45	0	0	0	6	0	41	25	26
30/06/2023	-62	0	0	0	5	0	39	16	-2