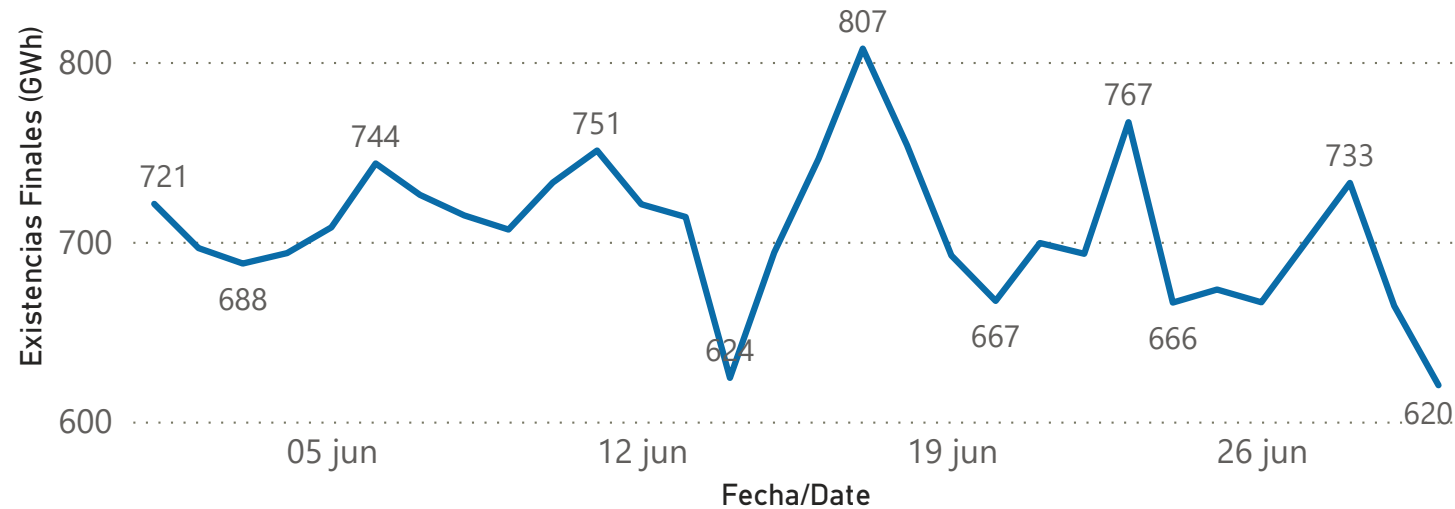


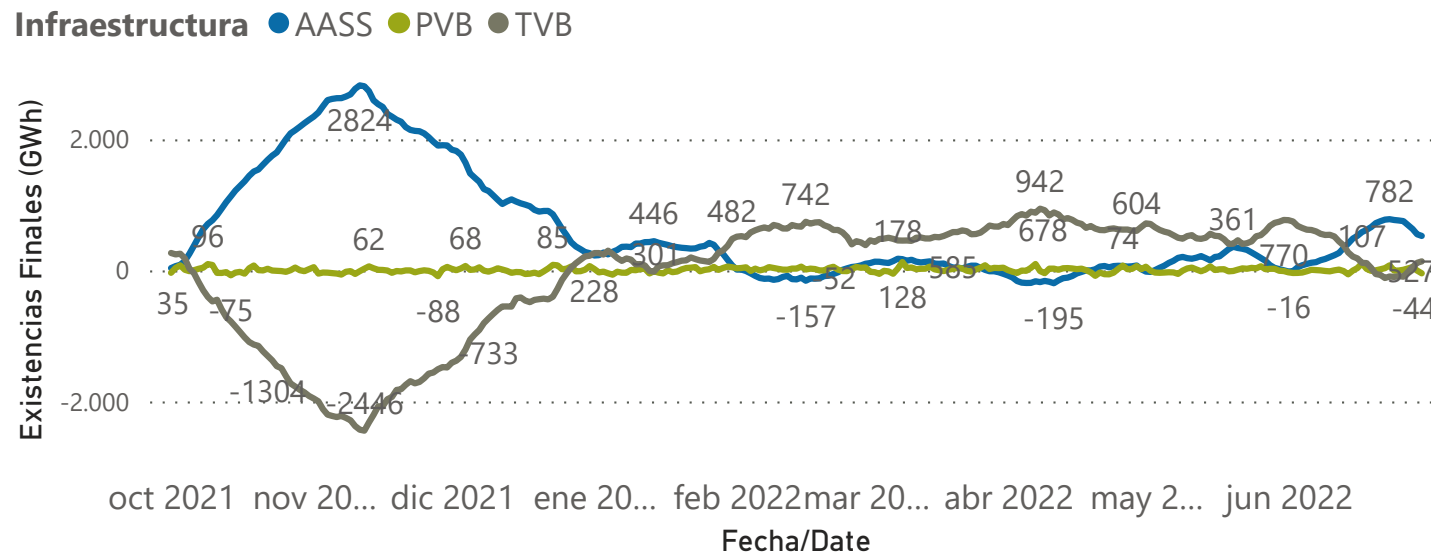


# Evolución Cuentas GTS 2022. GTS Accounts evolution 2022

Total existencias cuentas GTS diario provisional (GWh) / Total daily provisional stocks monitoring (GWh)



Seguimiento de existencias por infraestructura durante el periodo seleccionado (GWh) / Provisional stocks monitoring by infrastructure during the selected period (GWh)

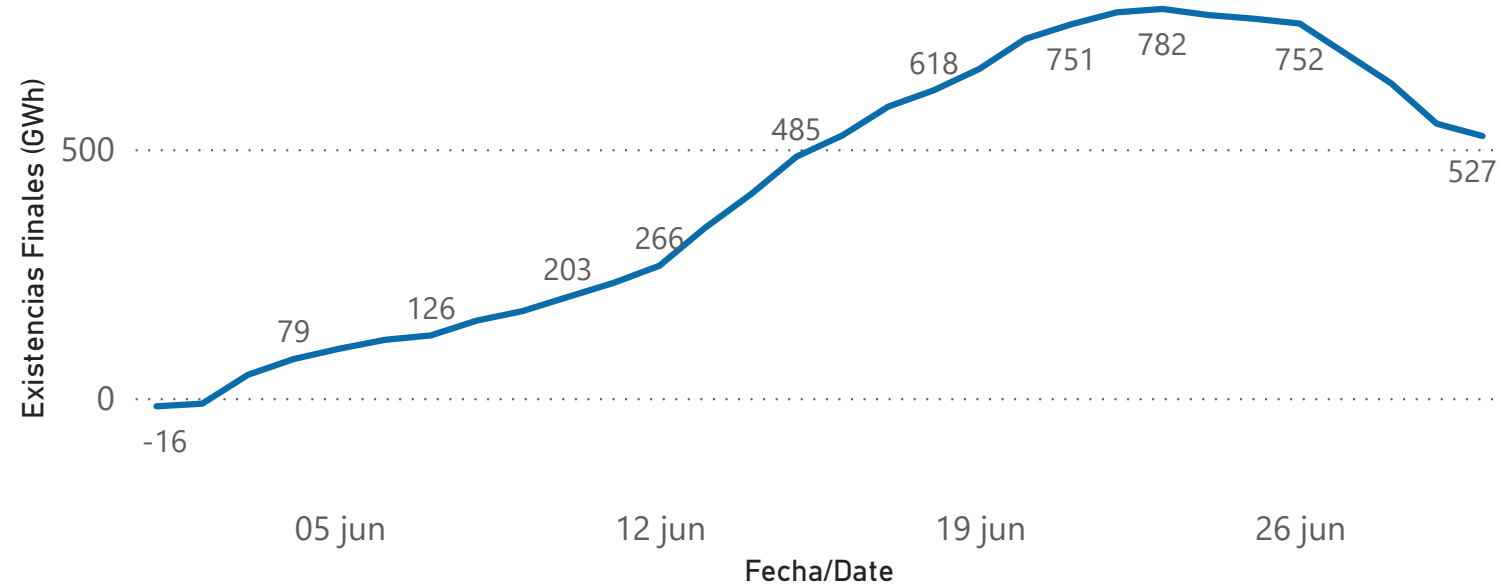


Fecha de Gas / Gas Date	AASS	PVB	TVB	Total
01/06/2022	-16	-29	767	<b>721</b>
02/06/2022	-11	-39	747	<b>696</b>
03/06/2022	47	-38	679	<b>688</b>
04/06/2022	79	-32	647	<b>694</b>
05/06/2022	99	-13	622	<b>708</b>
06/06/2022	117	9	617	<b>744</b>
07/06/2022	126	5	595	<b>726</b>
08/06/2022	156	1	558	<b>715</b>
09/06/2022	175	-9	541	<b>707</b>
10/06/2022	203	-14	544	<b>733</b>
11/06/2022	232	1	518	<b>751</b>
12/06/2022	266	12	442	<b>721</b>
13/06/2022	342	-10	381	<b>714</b>
14/06/2022	410	-60	274	<b>624</b>
15/06/2022	485	-3	212	<b>694</b>
16/06/2022	528	35	183	<b>746</b>
17/06/2022	585	107	115	<b>807</b>
18/06/2022	618	24	112	<b>754</b>
19/06/2022	661	-7	38	<b>692</b>
20/06/2022	722	1	-56	<b>667</b>
21/06/2022	751	17	-68	<b>699</b>
22/06/2022	775	35	-116	<b>693</b>
23/06/2022	782	77	-93	<b>767</b>
24/06/2022	769	-4	-100	<b>666</b>
25/06/2022	762	-2	-87	<b>673</b>
26/06/2022	752	10	-96	<b>666</b>
28/06/2022	632	51	49	<b>733</b>
29/06/2022	551	-3	116	<b>664</b>
30/06/2022	527	-44	138	<b>620</b>

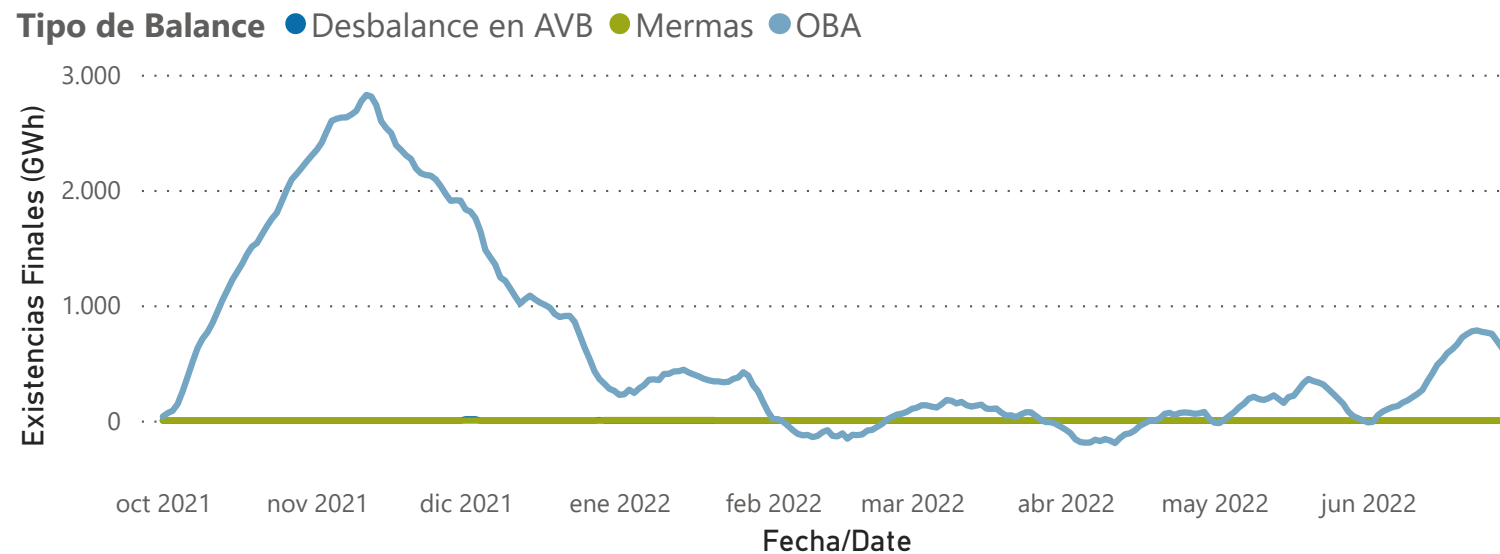


# Evolución Cuentas GTS en AVB 2022. GTS Accounts evolution in AVB 2022

## Total existencias cuentas GTS diario provisional en AASS (GWh) / Total daily provisional stocks monitoring in AASS (GWh)



## Seguimiento provisional de existencias durante el periodo seleccionado (GWh) / Provisional stocks monitoring during the selected period (GWh)

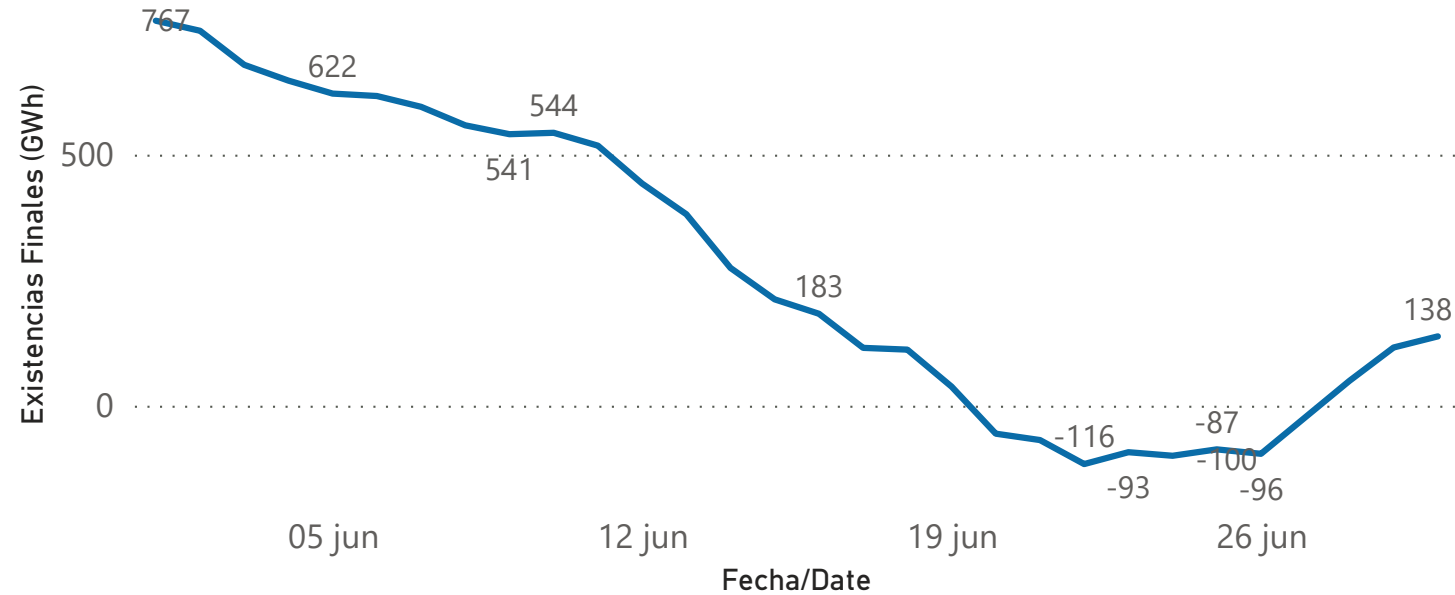


Fecha de Gas / Gas Date	Desbalance en AVB	Mermas	OBA	Total
01/06/2022	0	0	-16	-16
02/06/2022	0	0	-11	-11
03/06/2022	0	0	47	47
04/06/2022	0	0	79	79
05/06/2022	0	0	99	99
06/06/2022	0	0	117	117
07/06/2022	0	0	126	126
08/06/2022	0	0	156	156
09/06/2022	0	0	175	175
10/06/2022	0	0	203	203
11/06/2022	0	0	232	232
12/06/2022	0	0	266	266
13/06/2022	0	0	342	342
14/06/2022	0	0	410	410
15/06/2022	0	0	485	485
16/06/2022	0	0	528	528
17/06/2022	0	0	585	585
18/06/2022	0	0	618	618
19/06/2022	0	0	661	661
20/06/2022	0	0	722	722
21/06/2022	0	0	751	751
22/06/2022	0	0	775	775
23/06/2022	0	0	782	782
24/06/2022	0	0	769	769
25/06/2022	0	0	762	762
26/06/2022	0	0	752	752
28/06/2022	1E-6	0	632	632
29/06/2022	0	0	551	551
30/06/2022	0	0	527	527



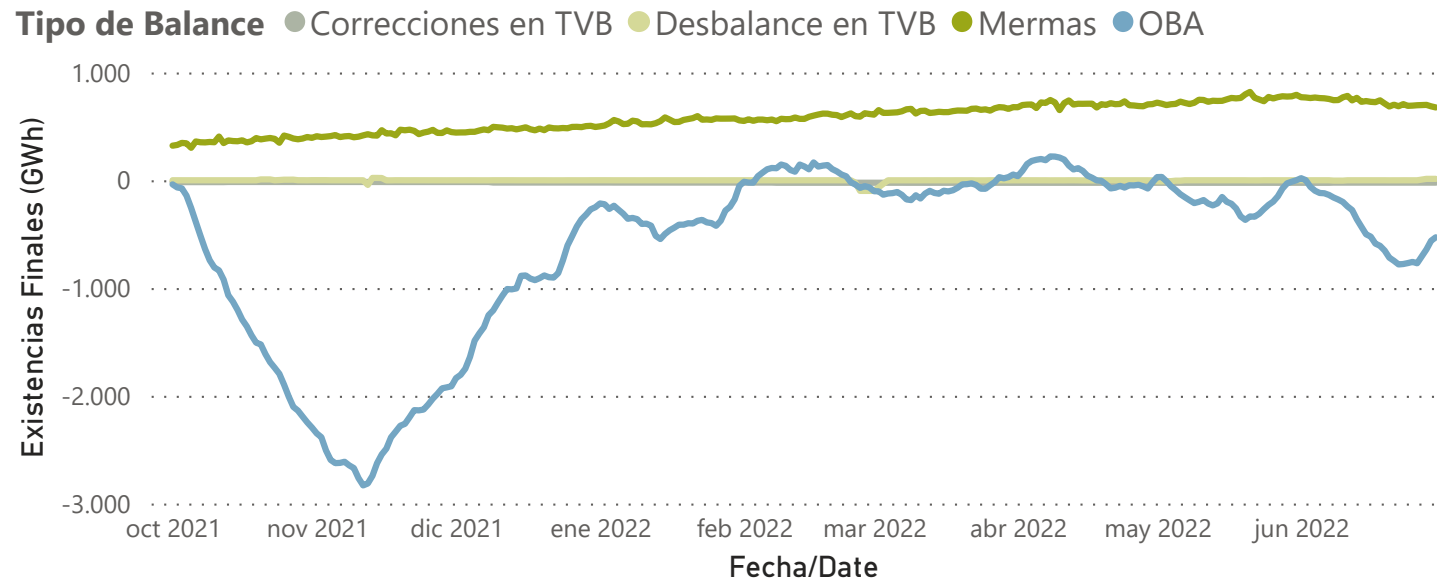
# Evolución Cuentas GTS en TVB 2022. GTS Accounts evolution in TVB 2022

## Total existencias cuentas GTS diario provisional en PVB (GWh) / Total daily provisional stocks monitoring in TVB (GWh)



Fecha de Gas / Gas Date	Correcciones en TVB	Desbalance en TVB	Mermas	OBA	Total
01/06/2022	-23	0	771	19	<b>767</b>
02/06/2022	-23	0	768	2	<b>747</b>
03/06/2022	-23	0	763	-61	<b>679</b>
04/06/2022	-23	0	768	-97	<b>647</b>
05/06/2022	-23	0	763	-118	<b>622</b>
06/06/2022	-23	0	761	-121	<b>617</b>
07/06/2022	-23	0	754	-136	<b>595</b>
08/06/2022	-22	-3	743	-160	<b>558</b>
09/06/2022	-22	-3	744	-179	<b>541</b>
10/06/2022	-22	-3	770	-201	<b>544</b>
11/06/2022	-22	0	783	-243	<b>518</b>
12/06/2022	-22	0	741	-277	<b>442</b>
13/06/2022	-22	0	765	-362	<b>381</b>
14/06/2022	-22	0	728	-432	<b>274</b>
15/06/2022	-22	0	735	-501	<b>212</b>
16/06/2022	-22	0	728	-523	<b>183</b>
17/06/2022	-22	0	725	-588	<b>115</b>
18/06/2022	-22	0	742	-608	<b>112</b>
19/06/2022	-22	0	712	-652	<b>38</b>
20/06/2022	-22	-1	685	-718	<b>-56</b>
21/06/2022	-22	0	701	-748	<b>-68</b>
22/06/2022	-22	0	687	-781	<b>-116</b>
23/06/2022	-22	0	706	-777	<b>-93</b>
24/06/2022	-22	0	691	-768	<b>-100</b>
25/06/2022	-22	0	693	-758	<b>-87</b>
26/06/2022	-22	0	696	-770	<b>-96</b>
28/06/2022	-22	13	700	-641	<b>49</b>
29/06/2022	-22	13	686	-562	<b>116</b>
30/06/2022	-22	13	676	-529	<b>138</b>

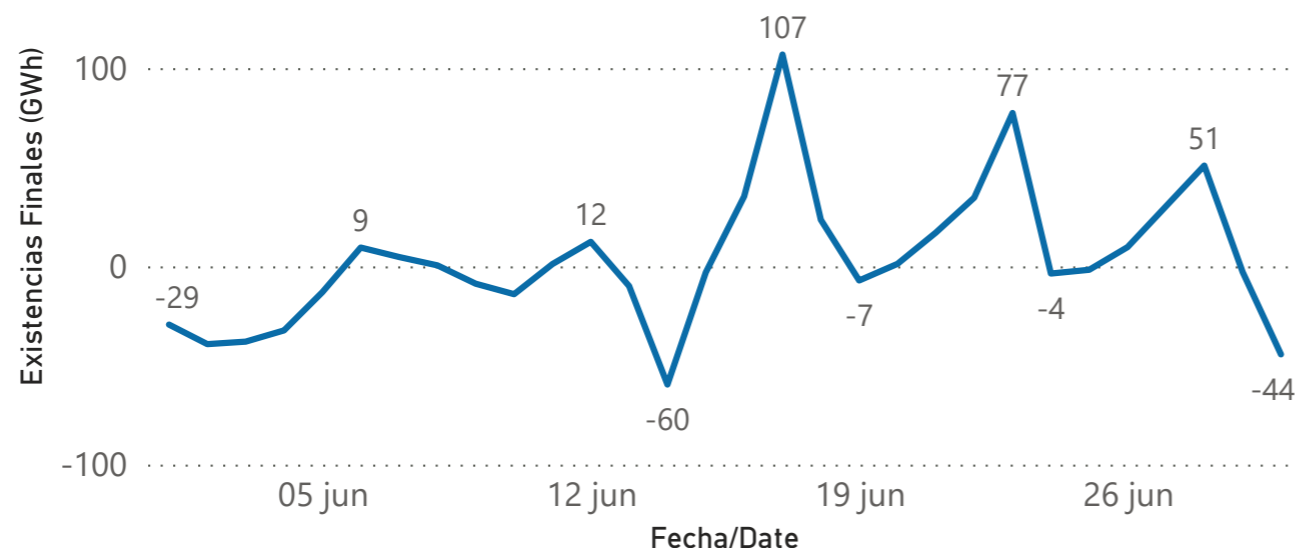
## Seguimiento provisional de existencias durante el periodo seleccionado (GWh) / Provisional stocks monitoring during the selected period (GWh)





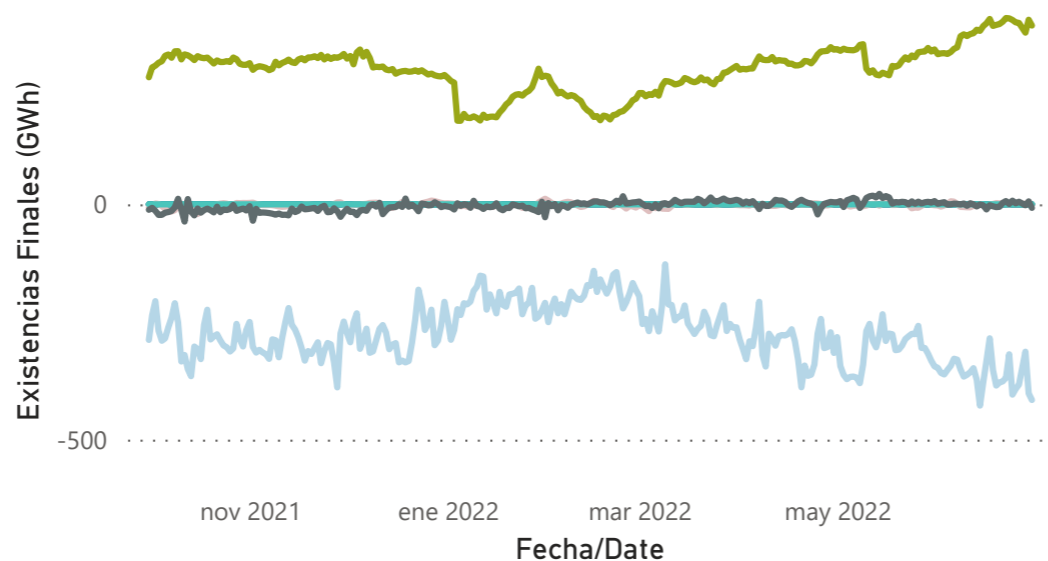
# Evolución Cuentas GTS en PVB 2022. GTS Accounts evolution in PVB 2022

## Total existencias cuentas GTS diario provisional en PVB (GWh) / Total daily provisional stocks monitoring in PVB (GWh)



## Seguimiento provisional de existencias durante el periodo seleccionado (GWh) / Provisional stocks monitoring during the selected period (GWh)

- Tipo de Balance
- Acciones de Balance
  - Desbalance AVB
  - Desbalance TVB
  - Gas Colchón
  - Gas Operación
  - Gas Talón
  - Mermas
  - OBA - PVB



Fecha de Gas / Gas Date	Acciones de Balance	Desbalance AVB	Desbalance TVB	Gas Colchón	Gas Operación	Gas Talón	Mermas	OBA - PVB	Total
01/06/2022	-347	0	0	0	-2	0	319	1	-29
02/06/2022	-358	0	0	0	-5	0	321	3	-39
03/06/2022	-361	0	0	0	-2	0	321	5	-38
04/06/2022	-352	0	0	0	1	0	320	-1	-32
05/06/2022	-343	0	0	0	6	0	324	0	-13
06/06/2022	-328	0	0	0	6	0	330	1	9
07/06/2022	-330	0	0	0	0	0	334	1	5
08/06/2022	-351	0	0	0	-5	0	357	0	1
09/06/2022	-366	0	0	0	-6	0	361	2	-9
10/06/2022	-362	0	0	0	-6	0	358	-3	-14
11/06/2022	-357	0	0	0	-6	0	362	2	1
12/06/2022	-348	0	0	0	-3	0	364	0	12
13/06/2022	-373	0	0	0	-4	0	371	-4	-10
14/06/2022	-428	0	0	0	0	0	369	0	-60
15/06/2022	-378	0	0	0	-1	0	379	-2	-3
16/06/2022	-333	0	0	0	-6	0	385	-11	35
17/06/2022	-285	0	0	0	-1	0	394	-2	107
18/06/2022	-352	0	0	0	1	0	379	-4	24
19/06/2022	-385	0	0	0	3	0	381	-6	-7
20/06/2022	-379	0	0	0	2	0	383	-5	1
21/06/2022	-376	0	0	0	2	0	388	3	17
22/06/2022	-369	0	0	0	0	0	396	7	35
23/06/2022	-319	0	0	0	0	0	395	1	77
24/06/2022	-404	0	0	0	1	0	392	8	-4
25/06/2022	-392	0	0	0	2	0	387	2	-2
26/06/2022	-383	0	0	0	2	0	385	6	10
28/06/2022	-313	0	0	0	1	0	365	-2	51
29/06/2022	-402	0	0	0	0	0	392	6	-3
30/06/2022	-416	0	0	0	-1	0	380	-8	-44