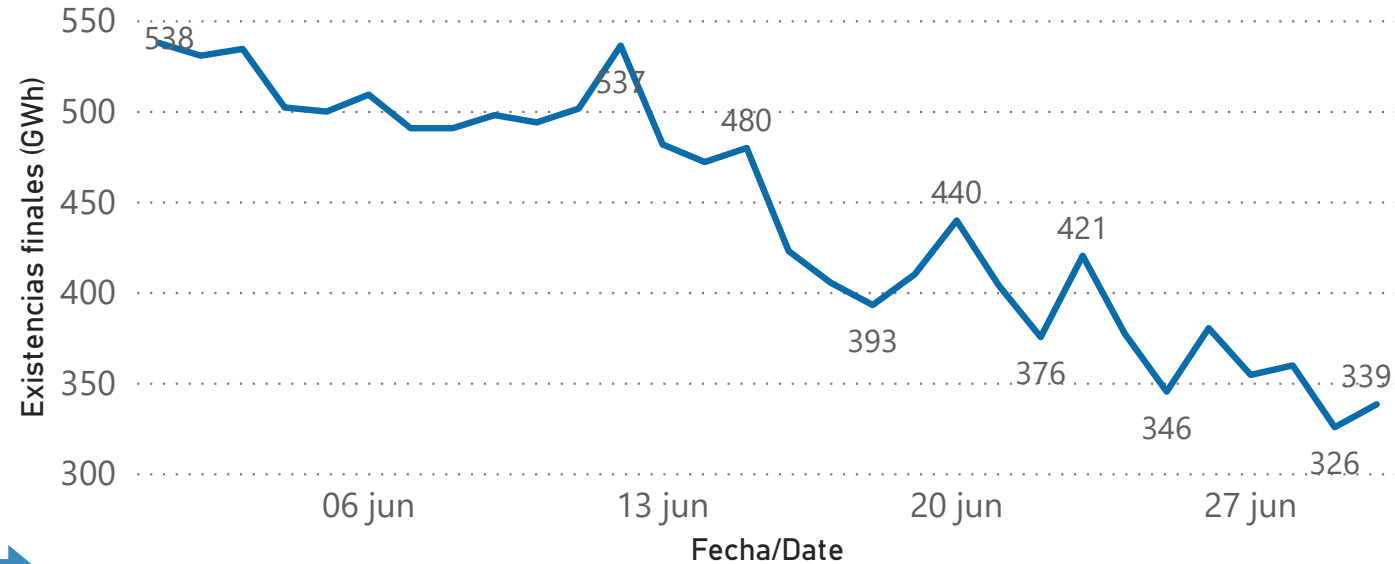


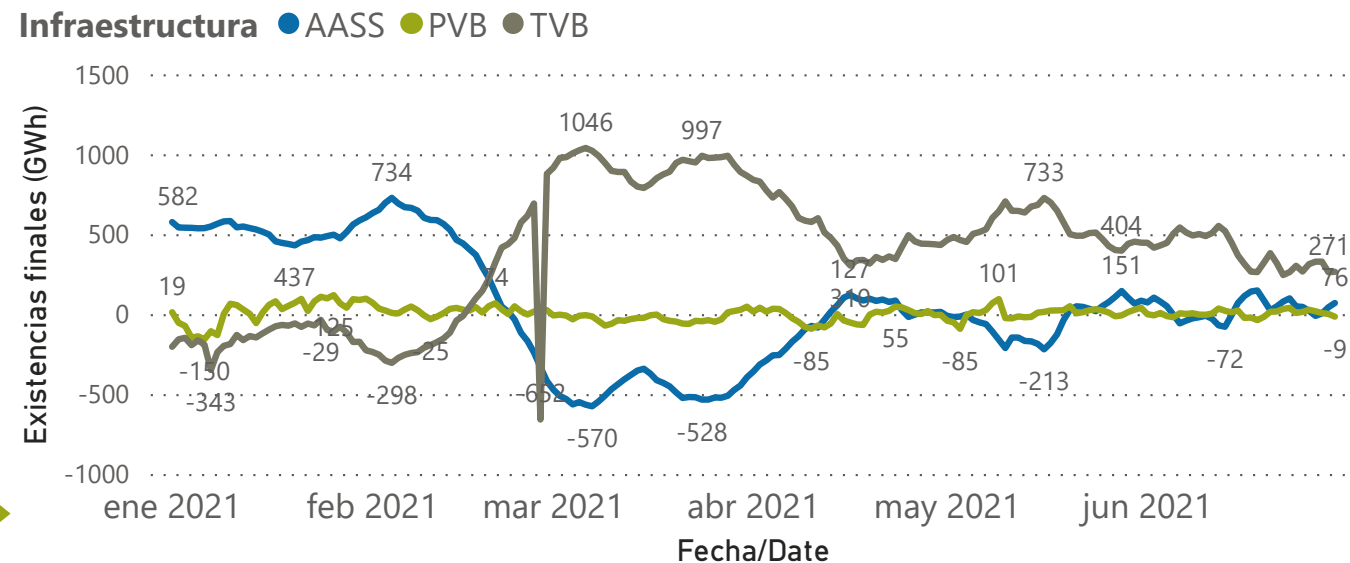


Evolución Cuentas GTS 2021. GTS Accounts evolution 2021

Total existencias cuentas GTS diario provisional (GWh) / Total daily provisional stocks monitoring (GWh)



Seguimiento de existencias por infraestructura durante el periodo seleccionado (GWh) / Provisional stocks monitoring by infrastructure during the selected period (GWh)

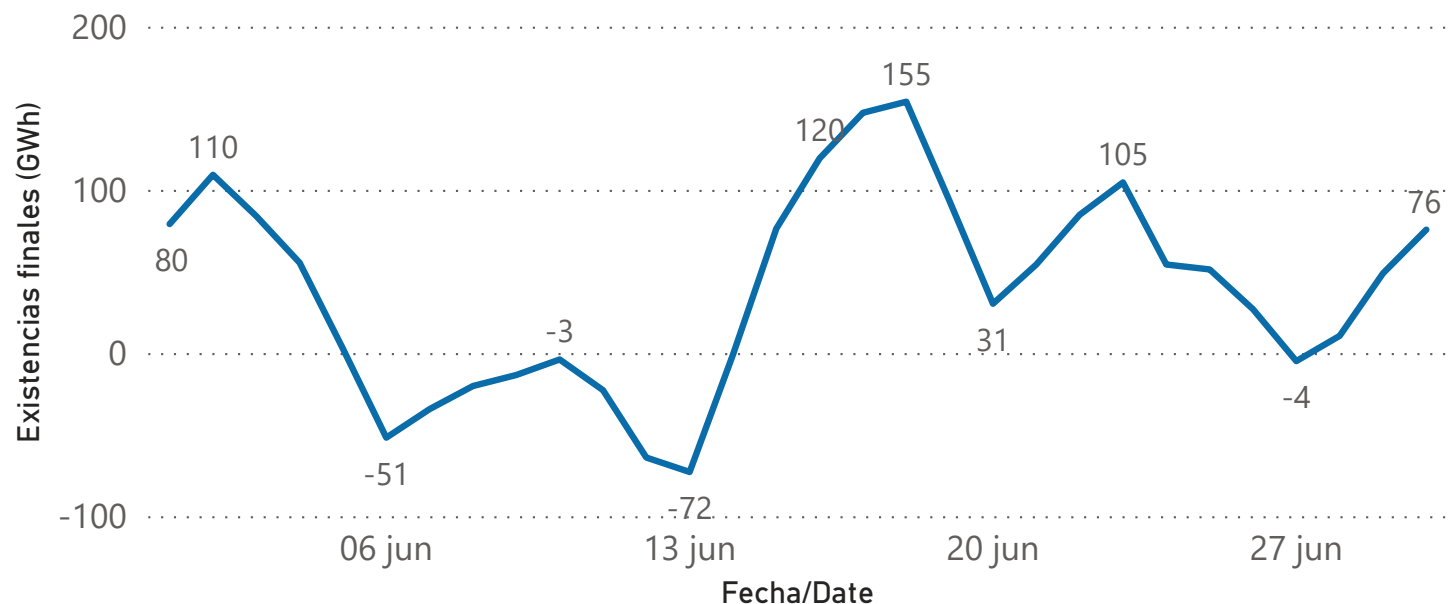


Fecha de Gas / Gas Date	AASS	PVB	TVB	Total
01/06/2021	80	6	453	538
02/06/2021	110	-1	422	531
03/06/2021	85	14	437	535
04/06/2021	56	-6	452	502
05/06/2021	3	-13	510	500
06/06/2021	-51	12	549	510
07/06/2021	-34	8	517	491
08/06/2021	-20	12	498	491
09/06/2021	-13	4	508	498
10/06/2021	-3	3	495	494
11/06/2021	-22	10	514	502
12/06/2021	-63	42	558	537
13/06/2021	-72	28	527	482
14/06/2021	0	18	455	472
15/06/2021	77	29	374	480
16/06/2021	120	-17	320	423
17/06/2021	148	-15	272	406
18/06/2021	155	-31	269	393
19/06/2021	94	-11	328	410
20/06/2021	31	21	388	440
21/06/2021	55	23	326	404
22/06/2021	85	39	251	376
23/06/2021	105	46	270	421
24/06/2021	55	14	309	378
25/06/2021	52	20	273	346
26/06/2021	28	34	319	381
27/06/2021	-4	24	335	355
28/06/2021	11	14	335	360
29/06/2021	49	8	269	326
30/06/2021	76	-9	271	339



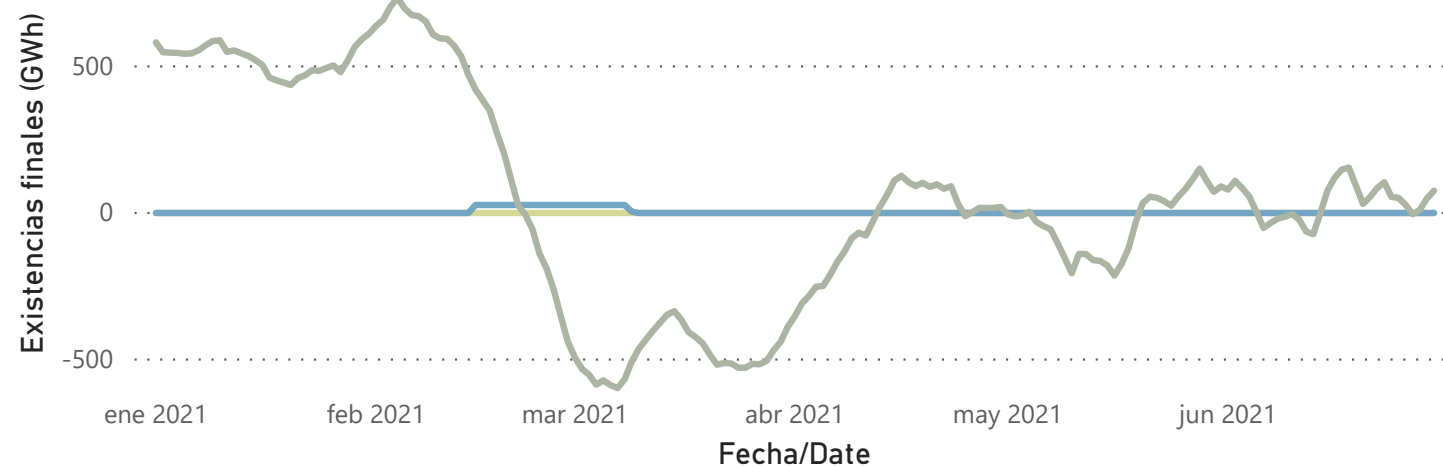
Evolución Cuentas GTS en AVB 2021. GTS Accounts evolution in AVB 2021

Total existencias cuentas GTS diario provisional en AASS (GWh) / Total daily provisional stocks monitoring in AASS (GWh)



Seguimiento provisional de existencias durante el periodo seleccionado (GWh) / Provisional stocks monitoring during the selected period (GWh)

Tipo de Balance ● Desbalance en AVB ● Mermas ● OBA

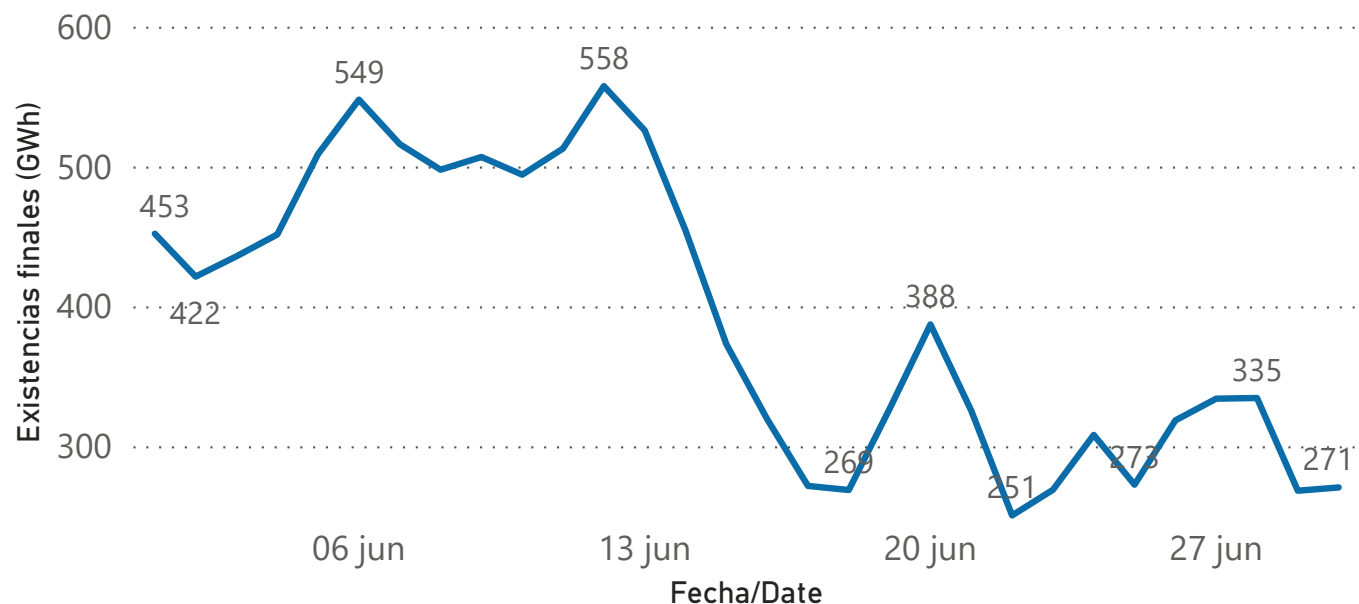


Fecha de Gas / Gas Date	Desbalance en AVB	Mermas	OBA	Total
01/06/2021	0	0	80	80
02/06/2021	0	0	110	110
03/06/2021	0	0	85	85
04/06/2021	0	0	56	56
05/06/2021	0	0	3	3
06/06/2021	0	0	-51	-51
07/06/2021	0	0	-34	-34
08/06/2021	0	0	-20	-20
09/06/2021	0	0	-13	-13
10/06/2021	0	0	-3	-3
11/06/2021	0	0	-22	-22
12/06/2021	0	0	-63	-63
13/06/2021	0	0	-72	-72
14/06/2021	0	0	0	0
15/06/2021	0	0	77	77
16/06/2021	0	0	120	120
17/06/2021	0	0	148	148
18/06/2021	0	0	155	155
19/06/2021	0	0	94	94
20/06/2021	0	0	31	31
21/06/2021	0	0	55	55
22/06/2021	0	0	85	85
23/06/2021	0	0	105	105
24/06/2021	0	0	55	55
25/06/2021	0	0	52	52
26/06/2021	0	0	28	28
27/06/2021	0	0	-4	-4
28/06/2021	0	0	11	11
29/06/2021	0	0	49	49
30/06/2021	0	0	76	76

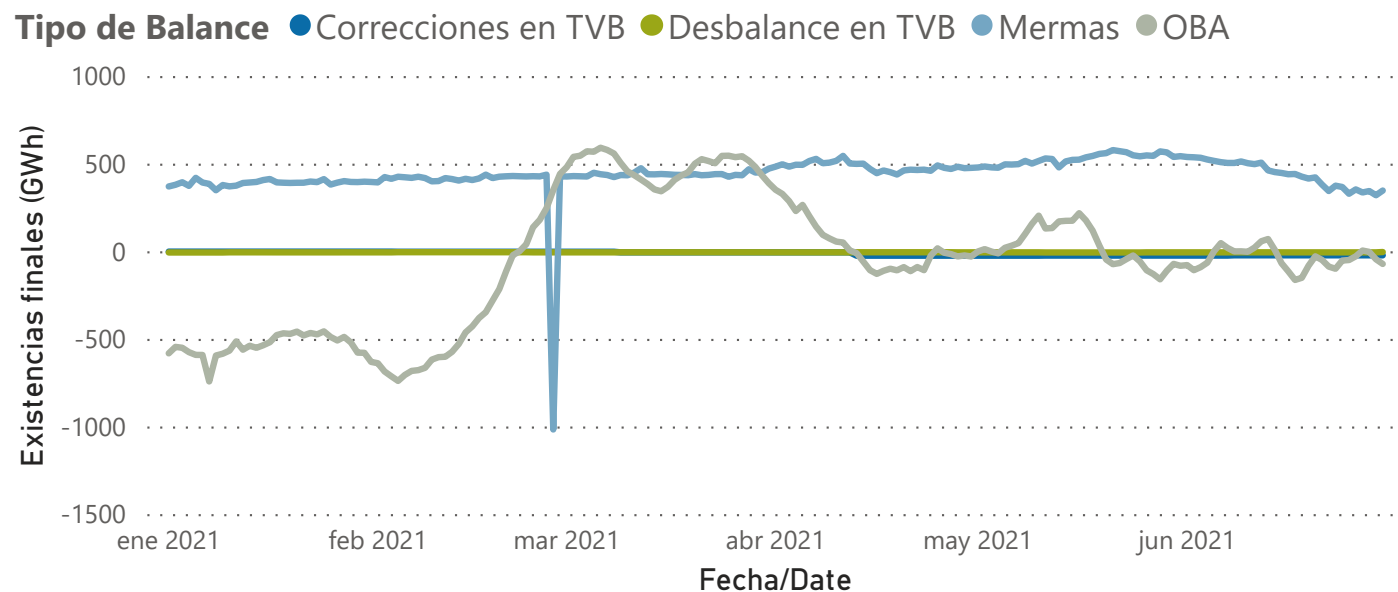
Evolución Cuentas GTS en TVB 2021. GTS Accounts evolution in TVB 2021



Total existencias cuentas GTS diario provisional en PVB (GWh) / Total daily provisional stocks monitoring in TVB (GWh)



Seguimiento provisional de existencias durante el periodo seleccionado (GWh) / Provisional stocks monitoring during the selected period (GWh)

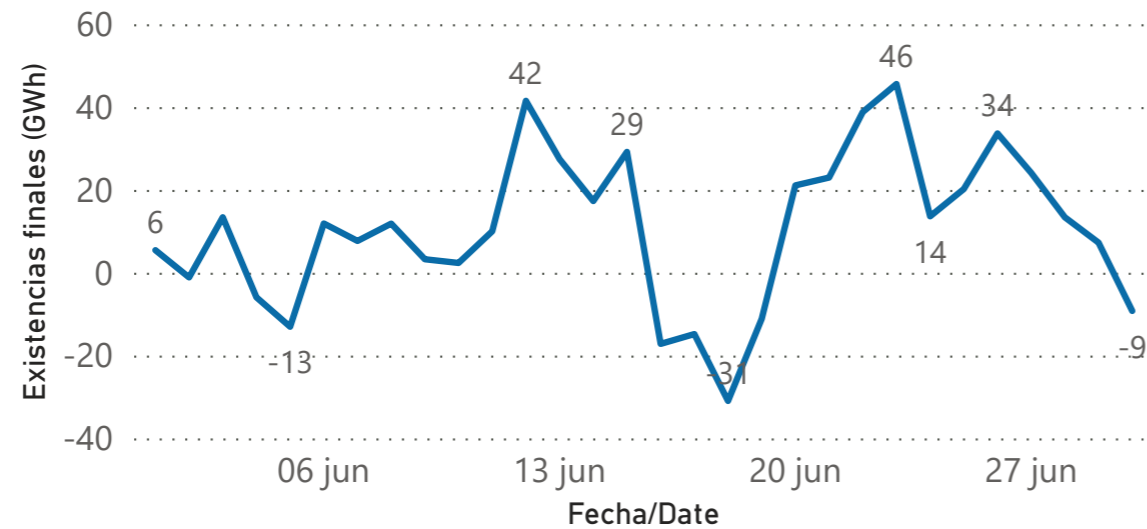


Fecha de Gas / Gas Date	Correcciones en TVB	Desbalance en TVB	Mermas	OBA	Total
01/06/2021	-18	0	544	-73	453
02/06/2021	-18	0	542	-102	422
03/06/2021	-18	0	540	-85	437
04/06/2021	-18	0	530	-59	452
05/06/2021	-18	0	522	6	510
06/06/2021	-18	0	515	53	549
07/06/2021	-18	0	510	25	517
08/06/2021	-17	0	510	5	498
09/06/2021	-17	0	519	6	508
10/06/2021	-17	0	509	3	495
11/06/2021	-17	0	503	27	514
12/06/2021	-17	0	512	63	558
13/06/2021	-17	0	468	76	527
14/06/2021	-17	0	458	14	455
15/06/2021	-17	0	453	-62	374
16/06/2021	-17	0	446	-108	320
17/06/2021	-17	0	447	-158	272
18/06/2021	-17	0	432	-145	269
19/06/2021	-17	0	421	-76	328
20/06/2021	-17	0	428	-23	388
21/06/2021	-17	0	387	-43	326
22/06/2021	-17	0	350	-81	251
23/06/2021	-17	0	380	-94	270
24/06/2021	-17	0	373	-47	309
25/06/2021	-17	0	334	-44	273
26/06/2021	-17	0	359	-23	319
27/06/2021	-17	0	342	10	335
28/06/2021	-17	0	350	3	335
29/06/2021	-17	0	326	-40	269
30/06/2021	-17	2	353	-66	271

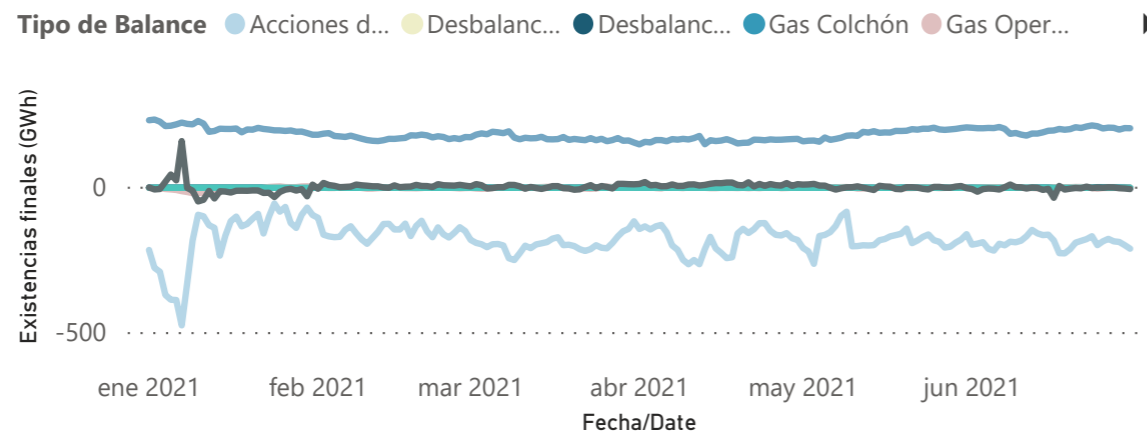


Evolución Cuentas GTS en PVB 2021. GTS Accounts evolution in PVB 2021

Total existencias cuentas GTS diario provisional en PVB (GWh) / Total daily provisional stocks monitoring in PVB (GWh)



Seguimiento provisional de existencias durante el periodo seleccionado (GWh) / Provisional stocks monitoring during the selected period (GWh)



Fecha de Gas / Gas Date	Acciones de Balance	Desbalance AVB	Desbalance TVB	Gas Colchón	Gas Operación	Gas Talón	Mermas	OBA - PVB	Total
01/06/2021	-196	0	0	0	-1	0	206	-4	6
02/06/2021	-192	0	0	0	0	0	205	-14	-1
03/06/2021	-187	0	0	0	1	0	205	-5	14
04/06/2021	-210	0	0	0	1	0	206	-3	-6
05/06/2021	-216	0	0	0	2	0	205	-3	-13
06/06/2021	-193	0	0	0	2	0	209	-6	12
07/06/2021	-198	0	0	0	1	0	203	2	8
08/06/2021	-186	0	0	0	1	0	185	11	12
09/06/2021	-188	0	0	0	1	0	188	2	4
10/06/2021	-182	0	0	0	0	0	183	1	3
11/06/2021	-167	0	0	0	0	0	179	-3	10
12/06/2021	-145	0	0	0	-1	0	187	1	42
13/06/2021	-157	0	0	0	-2	0	186	0	28
14/06/2021	-163	0	0	0	-3	0	191	-7	18
15/06/2021	-161	0	0	0	-2	0	196	-4	29
16/06/2021	-181	0	0	0	2	0	197	-35	-17
17/06/2021	-225	0	0	0	2	0	202	6	-15
18/06/2021	-226	0	0	0	2	0	200	-6	-31
19/06/2021	-211	0	0	0	2	0	202	-3	-11
20/06/2021	-189	0	0	0	3	0	208	-1	21
21/06/2021	-183	0	0	0	3	0	205	-2	23
22/06/2021	-177	0	0	0	1	0	211	4	39
23/06/2021	-167	0	0	0	-1	0	214	-1	46
24/06/2021	-197	0	2	0	-3	0	212	1	14
25/06/2021	-184	0	2	0	-1	0	204	0	20
26/06/2021	-176	0	2	0	-1	0	207	2	34
27/06/2021	-184	0	2	0	0	0	206	1	24
28/06/2021	-186	0	2	0	0	0	200	-2	14
29/06/2021	-197	0	2	0	0	0	205	-3	8
30/06/2021	-210	0	0	0	0	0	205	-4	-9