



**Informe de Seguimiento de
cuentas GTS / GTS Accounts
Tracking Report**

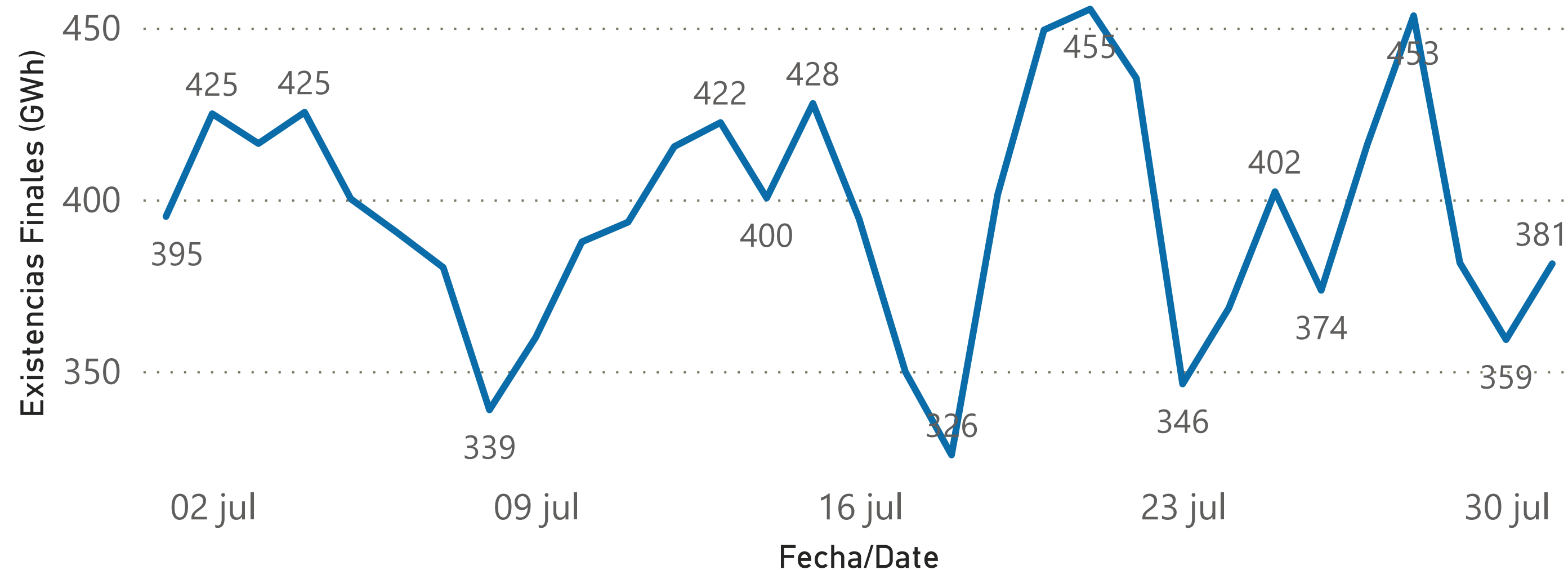
10/08/2023



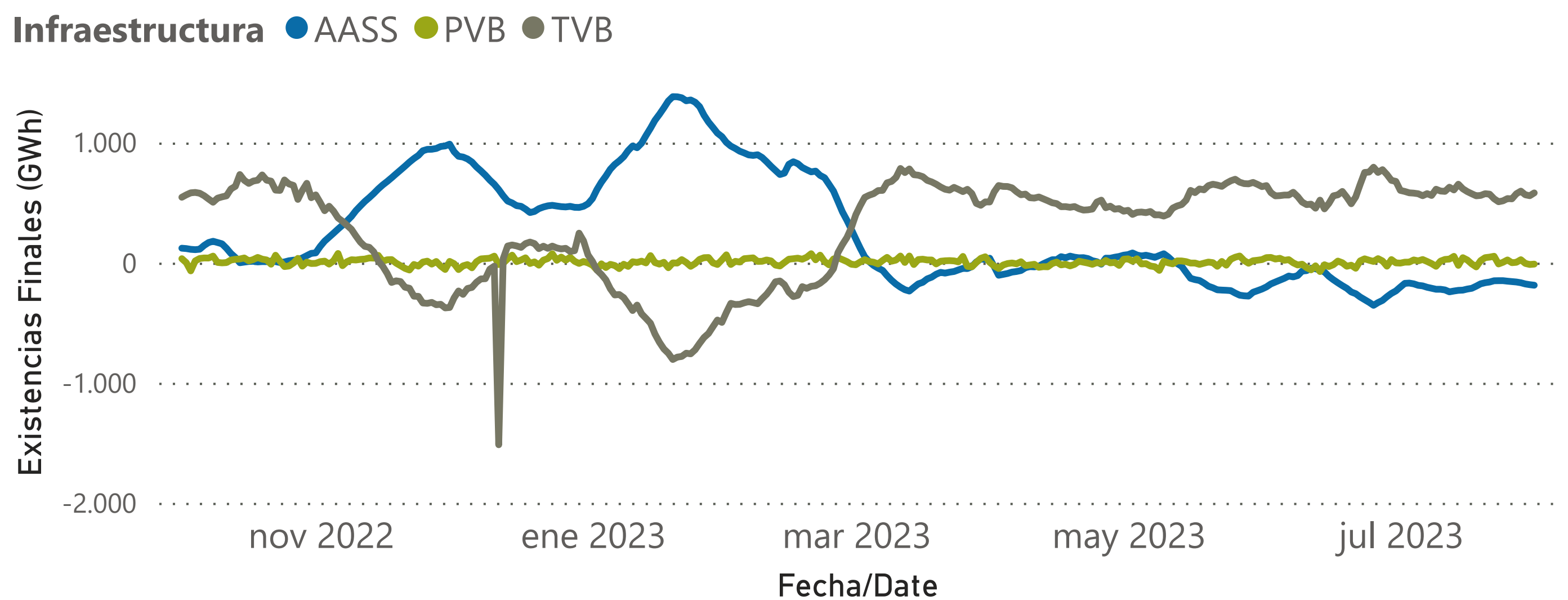


Evolución Cuentas GTS 2023. GTS Accounts evolution 2023

Total existencias cuentas GTS diario provisional (GWh) / Total daily provisional stocks monitoring (GWh)



Seguimiento de existencias por infraestructura durante el periodo seleccionado (GWh) / Provisional stocks monitoring by infrastructure during the selected period (GWh)

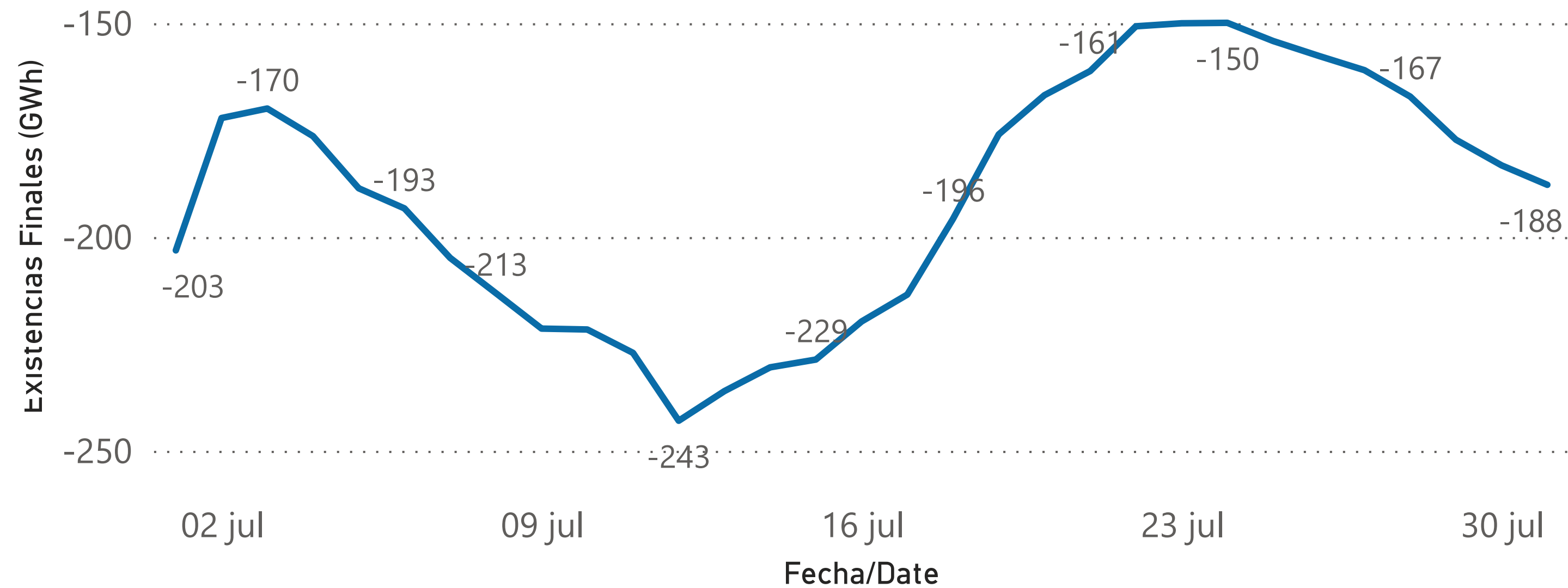


Fecha de Gas / Gas Date	AASS	PVB	TVB	Total
01/07/2023	-203	-4	602	395
02/07/2023	-172	4	593	425
03/07/2023	-170	5	582	416
04/07/2023	-176	23	579	425
05/07/2023	-189	15	574	400
06/07/2023	-193	26	557	390
07/07/2023	-205	10	575	380
08/07/2023	-213	-8	560	339
09/07/2023	-221	-30	612	360
10/07/2023	-222	13	596	388
11/07/2023	-227	27	594	393
12/07/2023	-243	30	629	415
13/07/2023	-236	53	606	422
14/07/2023	-230	-22	653	400
15/07/2023	-229	42	615	428
16/07/2023	-220	22	592	394
17/07/2023	-213	-10	574	350
18/07/2023	-196	-35	557	326
19/07/2023	-176	17	560	402
20/07/2023	-167	42	574	449
21/07/2023	-161	46	570	455
22/07/2023	-151	53	532	435
23/07/2023	-150	-11	507	346
24/07/2023	-150	3	515	368
25/07/2023	-154	23	534	402
26/07/2023	-158	0	531	374
27/07/2023	-161	3	574	416
28/07/2023	-167	25	596	453
29/07/2023	-177	-6	565	382
30/07/2023	-183	-15	558	359
31/07/2023	-188	-12	581	381

Evolución Cuentas GTS en AVB 2023. GTS Accounts evolution in AVB 2023

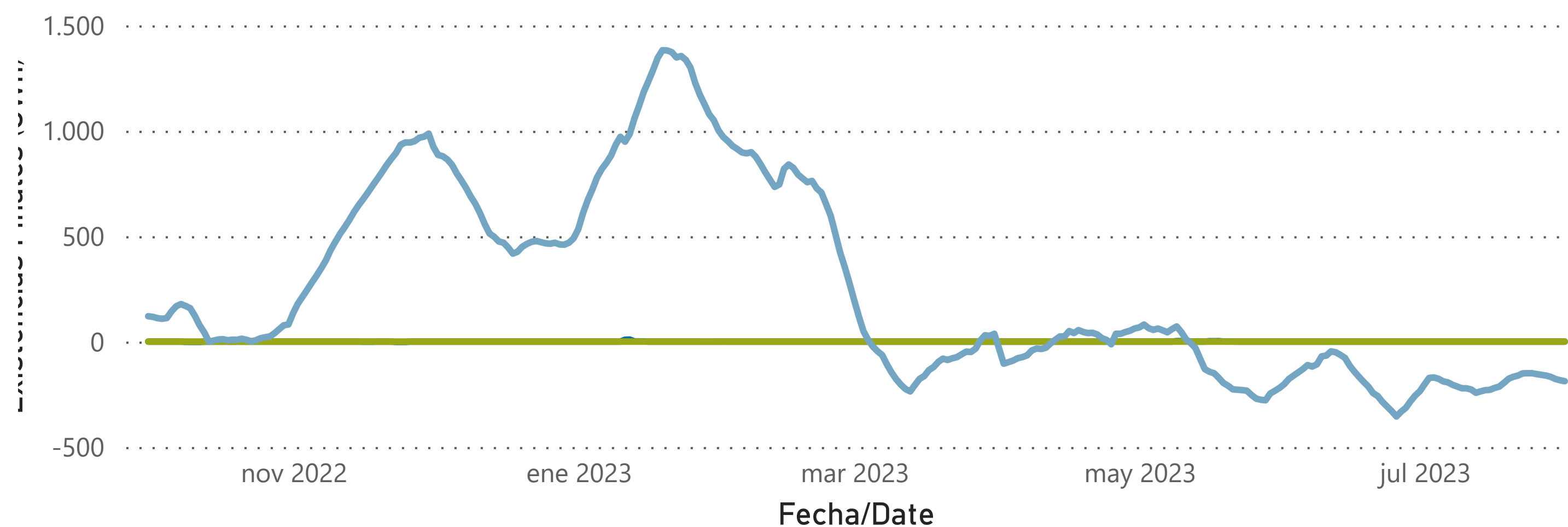


Total existencias cuentas GTS diario provisional en AVB (GWh) / Total daily provisional stocks monitoring in AVB (GWh)



Seguimiento provisional de existencias durante el periodo seleccionado (GWh) / Provisional stocks monitoring during the selected period (GWh)

tipo de Balance ● Desbalance en AVB ● Mermas ● OBA

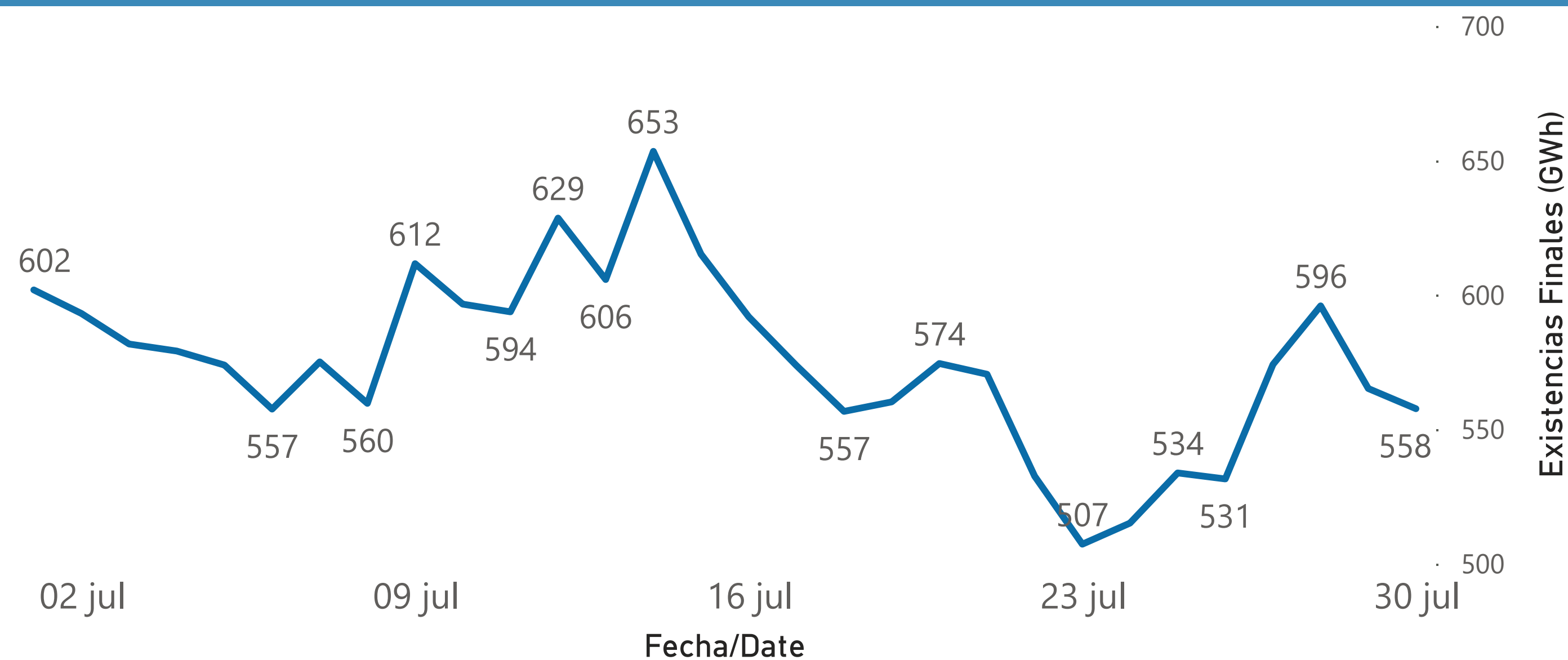


Fecha de Gas / Gas Date	Desbalance en AVB	Mermas	OBA	Total
01/07/2023	0	0	-203	-203
02/07/2023	0	0	-172	-172
03/07/2023	0	0	-170	-170
04/07/2023	0	0	-176	-176
05/07/2023	0	0	-189	-189
06/07/2023	0	0	-193	-193
07/07/2023	0	0	-205	-205
08/07/2023	0	0	-213	-213
09/07/2023	0	0	-221	-221
10/07/2023	0	0	-222	-222
11/07/2023	0	0	-227	-227
12/07/2023	0	0	-243	-243
13/07/2023	0	0	-236	-236
14/07/2023	0	0	-230	-230
15/07/2023	0	0	-229	-229
16/07/2023	0	0	-220	-220
17/07/2023	0	0	-213	-213
18/07/2023	0	0	-196	-196
19/07/2023	0	0	-176	-176
20/07/2023	0	0	-167	-167
21/07/2023	0	0	-161	-161
22/07/2023	0	0	-151	-151
23/07/2023	0	0	-150	-150
24/07/2023	0	0	-150	-150
25/07/2023	0	0	-154	-154
26/07/2023	0	0	-158	-158
27/07/2023	0	0	-161	-161
28/07/2023	0	0	-167	-167
29/07/2023	0	0	-177	-177
30/07/2023	0	0	-183	-183
31/07/2023	0	0	-188	-188

Evolución Cuentas GTS en TVB 2023. GTS Accounts evolution in TVB 2023

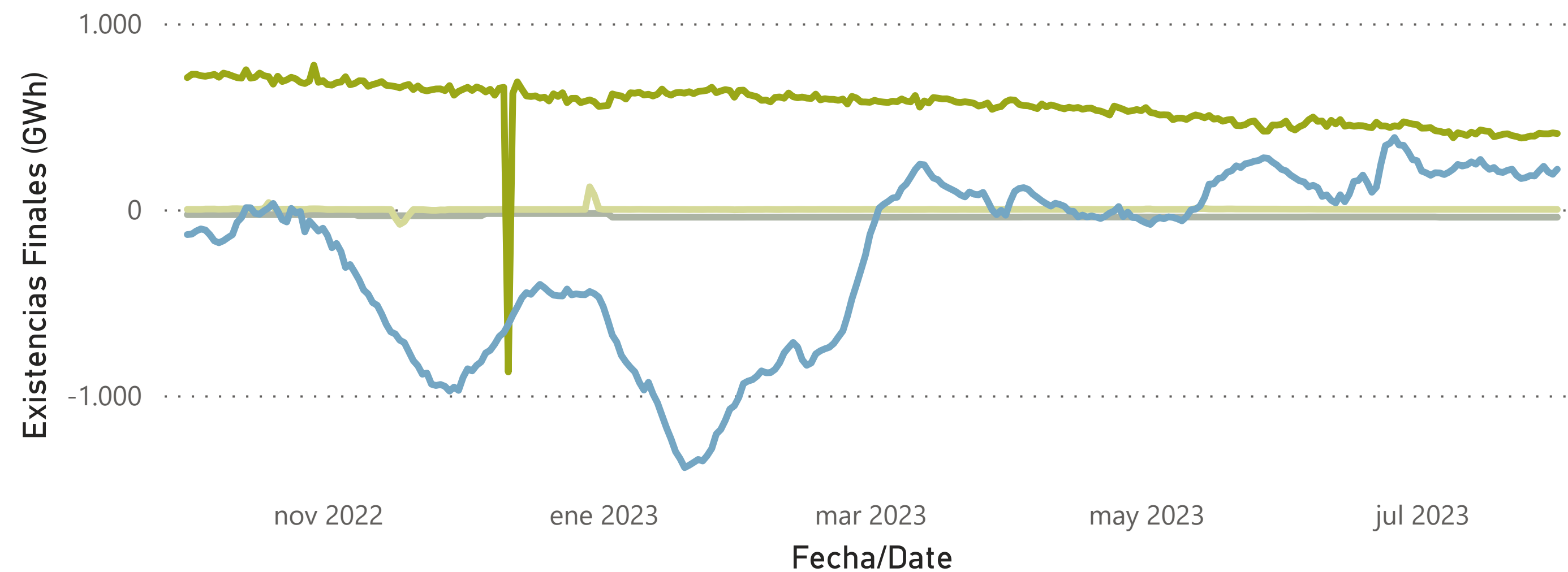


Total existencias cuentas GTS diario provisional en TVB (GWh) / Total daily provisional stocks monitoring in TVB (GWh)



Seguimiento provisional de existencias durante el periodo seleccionado (GWh) / Provisional stocks monitoring during the selected period (GWh)

Tipo de Balance ● Correcciones en TVB ● Desbalance en TVB ● Mermas ● OBA

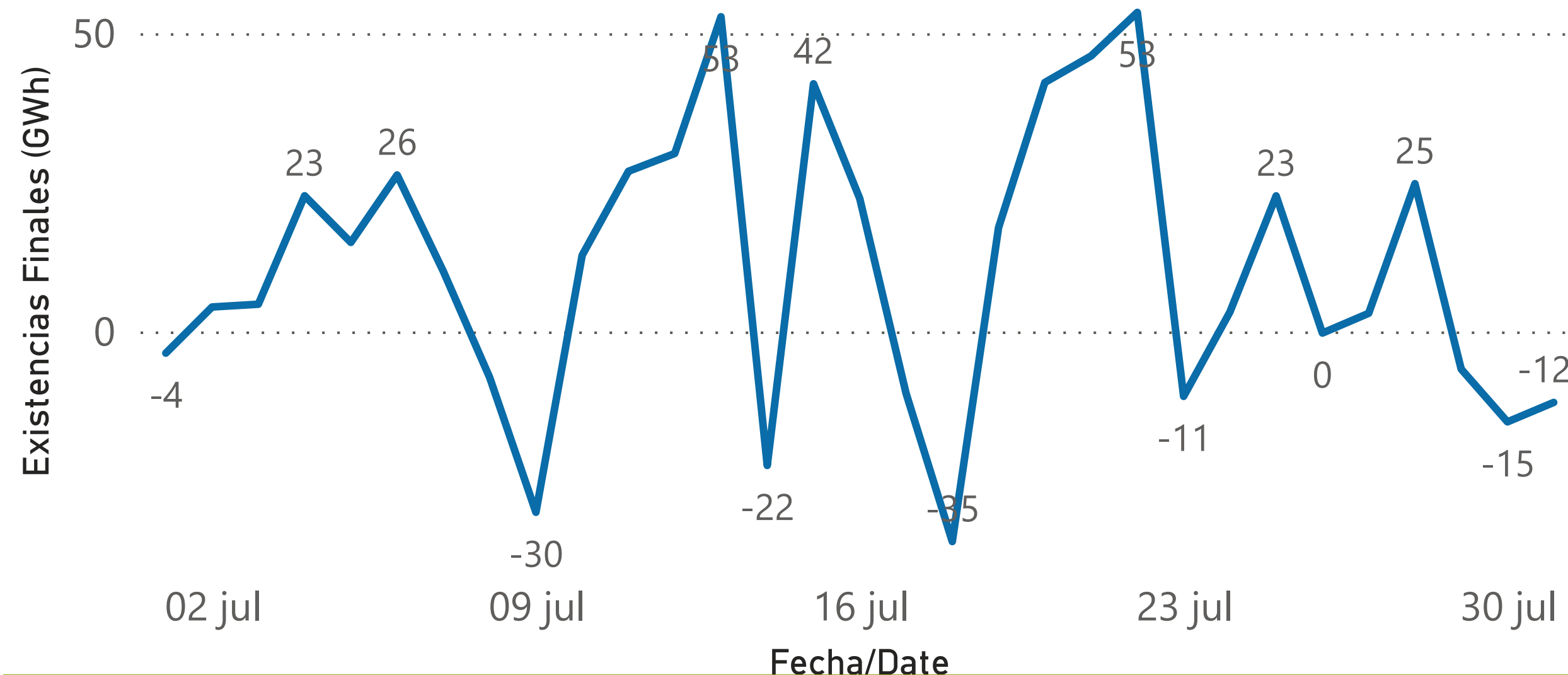


Fecha de Gas / Gas Date	Correcciones en TVB	Desbalance en TVB	Mermas	OBA	Total
01/07/2023	-41	0	437	206	602
02/07/2023	-41	0	437	197	593
03/07/2023	-41	0	439	183	582
04/07/2023	-41	0	423	197	579
05/07/2023	-42	0	420	196	574
06/07/2023	-42	0	412	187	557
07/07/2023	-42	0	418	199	575
08/07/2023	-42	0	385	216	560
09/07/2023	-42	0	412	242	612
10/07/2023	-42	0	406	233	596
11/07/2023	-42	0	397	239	594
12/07/2023	-42	0	415	256	629
13/07/2023	-42	0	405	243	606
14/07/2023	-42	0	427	268	653
15/07/2023	-42	0	422	235	615
16/07/2023	-42	0	419	215	592
17/07/2023	-42	0	391	225	574
18/07/2023	-42	0	397	202	557
19/07/2023	-42	0	404	199	560
20/07/2023	-42	0	406	210	574
21/07/2023	-42	0	397	216	570
22/07/2023	-42	0	392	183	532
23/07/2023	-42	0	384	166	507
24/07/2023	-42	0	387	171	515
25/07/2023	-42	0	394	182	534
26/07/2023	-42	0	394	180	531
27/07/2023	-42	0	409	207	574
28/07/2023	-42	0	407	232	596
29/07/2023	-42	0	406	201	565
30/07/2023	-42	0	411	189	558
31/07/2023	-42	-1	408	216	581

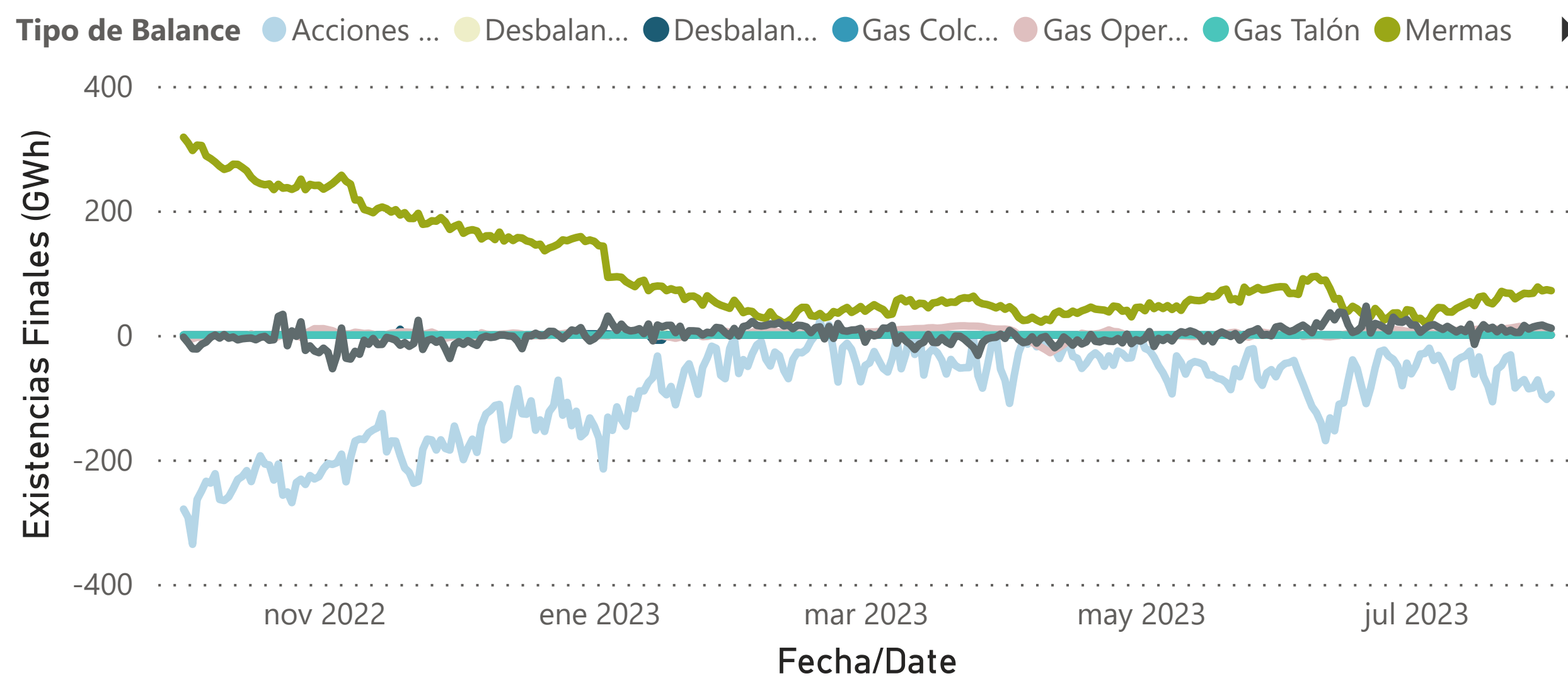


Evolución Cuentas GTS en PVB 2023. GTS Accounts evolution in PVB 2023

Total existencias cuentas GTS diario provisional en PVB (GWh) / Total daily provisional stocks monitoring in PVB (GWh)



Seguimiento provisional de existencias durante el periodo seleccionado (GWh) / Provisional stocks monitoring during the selected period (GWh)



Fecha de Gas / Gas Date	Acciones de Balance	Desbalance AVB	Desbalance TVB	Gas Colchón	Gas Operación	Gas Talón	Mermas	OBA - PVB	Total
01/07/2023	-50	0	0	0	4	0	26	16	-4
02/07/2023	-31	0	0	0	4	0	27	4	4
03/07/2023	-30	0	0	0	4	0	20	10	5
04/07/2023	-21	0	0	0	5	0	24	15	23
05/07/2023	-41	0	0	0	2	0	37	17	15
06/07/2023	-33	0	0	0	3	0	44	12	26
07/07/2023	-46	0	0	0	4	0	44	9	10
08/07/2023	-64	0	0	0	5	0	37	14	-8
09/07/2023	-83	0	0	0	7	0	37	9	-30
10/07/2023	-42	0	0	0	7	0	42	5	13
11/07/2023	-36	0	0	0	8	0	46	9	27
12/07/2023	-34	0	0	0	8	0	50	5	30
13/07/2023	-26	0	0	0	8	0	53	17	53
14/07/2023	-63	0	0	0	9	0	47	-15	-22
15/07/2023	-35	0	0	0	9	0	61	6	42
16/07/2023	-67	0	0	0	10	0	62	16	22
17/07/2023	-83	0	0	0	10	0	52	10	-10
18/07/2023	-107	0	0	0	10	0	50	12	-35
19/07/2023	-55	0	0	0	10	0	58	5	17
20/07/2023	-49	0	0	0	9	0	70	12	42
21/07/2023	-36	0	0	0	10	0	67	5	46
22/07/2023	-32	0	0	0	11	0	67	8	53
23/07/2023	-85	0	0	0	12	0	58	4	-11
24/07/2023	-77	0	0	0	14	0	63	4	3
25/07/2023	-72	0	0	0	12	0	67	15	23
26/07/2023	-86	0	0	0	10	0	66	9	0
27/07/2023	-85	0	0	0	8	0	67	13	3
28/07/2023	-72	0	0	0	5	0	77	15	25
29/07/2023	-97	0	0	0	4	0	71	16	-6
30/07/2023	-104	0	0	0	3	0	73	13	-15
31/07/2023	-95	0	0	0	1	0	71	11	-12