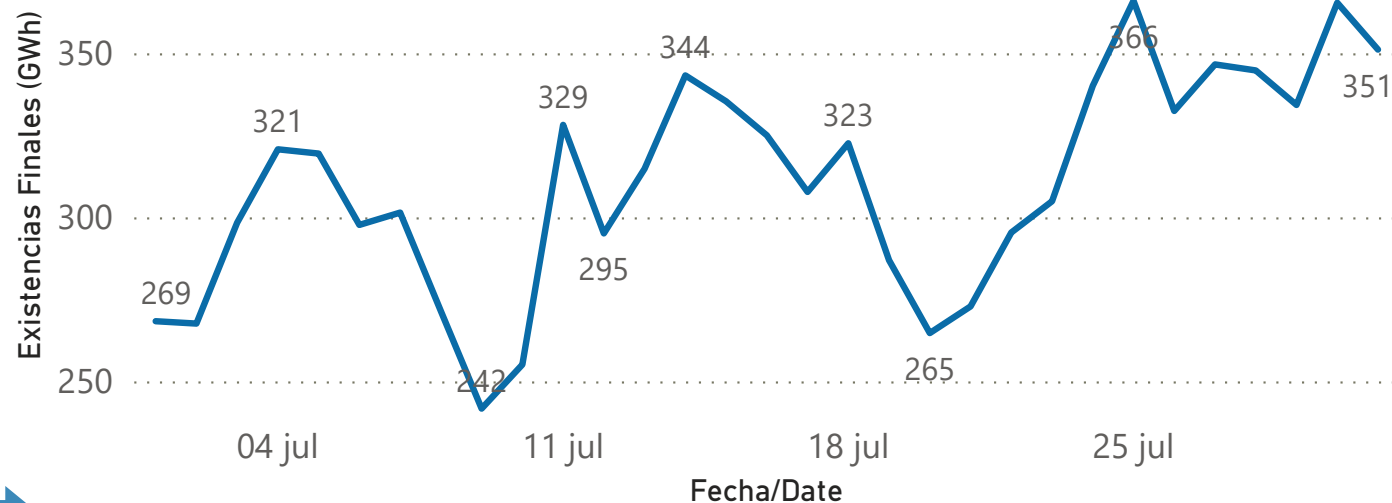


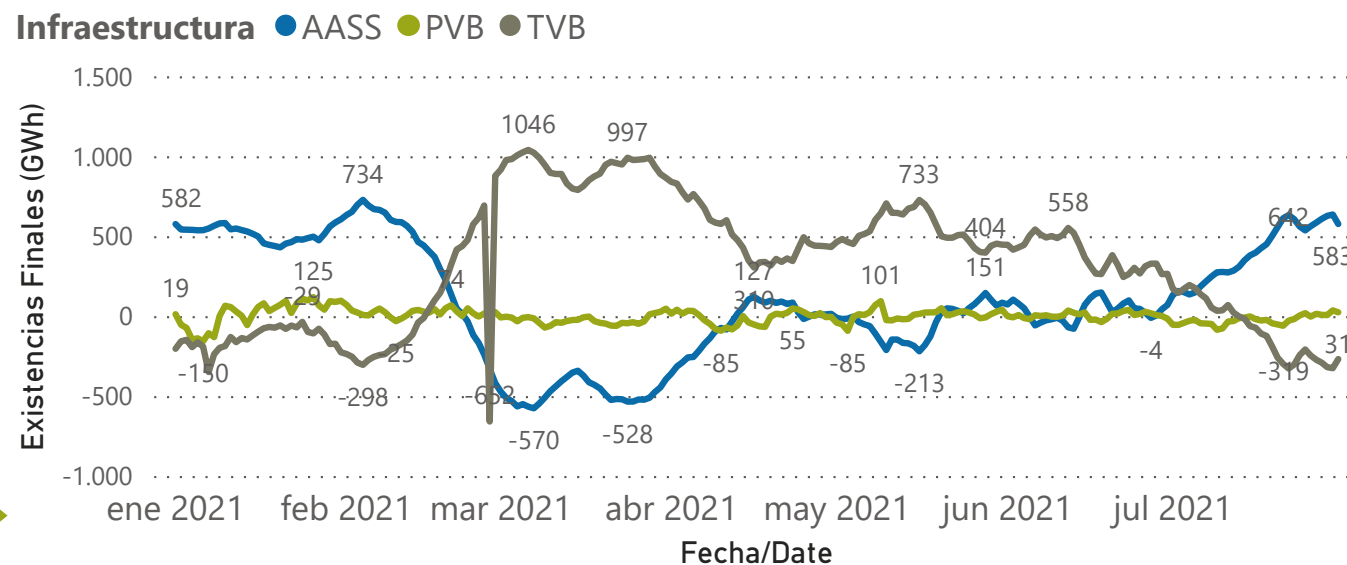


# Evolución Cuentas GTS 2021. GTS Accounts evolution 2021

Total existencias cuentas GTS diario provisional (GWh) / Total daily provisional stocks monitoring (GWh)



Seguimiento de existencias por infraestructura durante el periodo seleccionado (GWh) / Provisional stocks monitoring by infrastructure during the selected period (GWh)

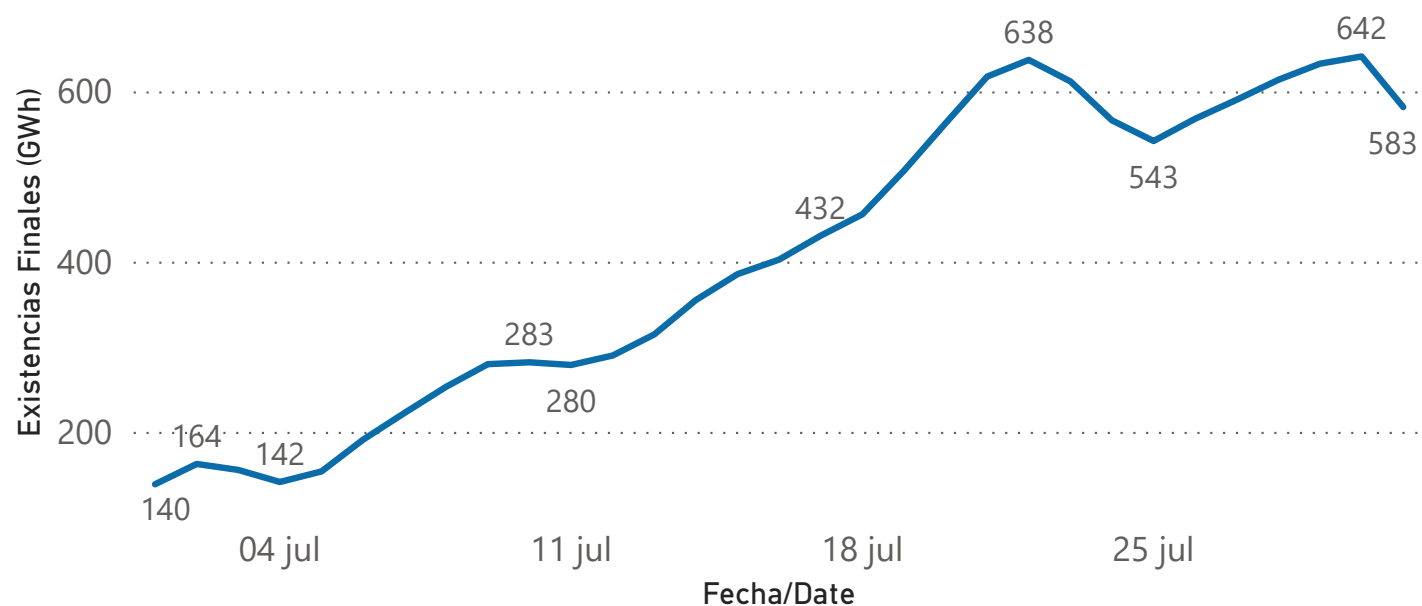


Fecha de Gas / Gas Date	AASS	PVB	TVB	Total
01/07/2021	140	-48	177	269
02/07/2021	164	-48	152	268
03/07/2021	157	-35	178	299
04/07/2021	142	-23	201	321
05/07/2021	155	-17	182	320
06/07/2021	192	-38	144	298
07/07/2021	224	-40	118	302
08/07/2021	254	-42	60	272
09/07/2021	281	-79	40	242
10/07/2021	283	-70	43	255
11/07/2021	280	-27	76	329
12/07/2021	291	-24	28	295
13/07/2021	316	-5	4	315
14/07/2021	356	-3	-10	344
15/07/2021	387	5	-56	336
16/07/2021	404	-13	-66	325
17/07/2021	432	-21	-103	308
18/07/2021	457	-17	-117	323
19/07/2021	508	-38	-183	287
20/07/2021	564	-45	-253	265
21/07/2021	619	-54	-292	273
22/07/2021	638	-22	-321	296
23/07/2021	613	-12	-296	305
24/07/2021	567	11	-237	340
25/07/2021	543	25	-202	366
26/07/2021	569	4	-240	333
27/07/2021	592	21	-266	347
28/07/2021	615	15	-284	345
29/07/2021	634	13	-313	335
30/07/2021	642	43	-319	366
31/07/2021	583	31	-262	351



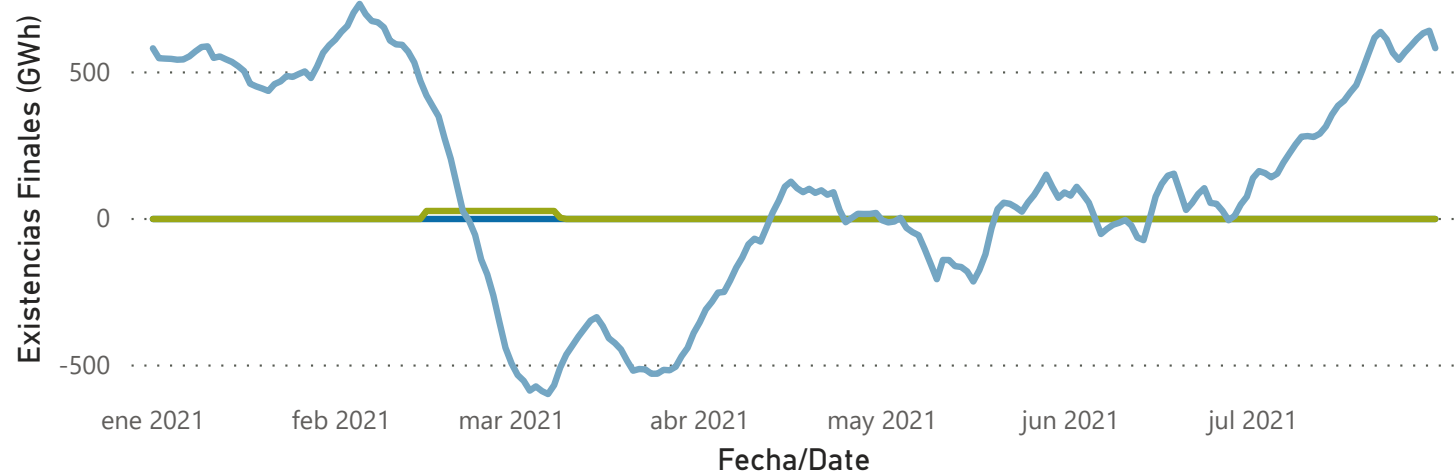
# Evolución Cuentas GTS en AVB 2021. GTS Accounts evolution in AVB 2021

## Total existencias cuentas GTS diario provisional en AASS (GWh) / Total daily provisional stocks monitoring in AASS (GWh)



## Seguimiento provisional de existencias durante el periodo seleccionado (GWh) / Provisional stocks monitoring during the selected period (GWh)

Tipo de Balance ● Desbalance en AVB ● Mermas ● OBA

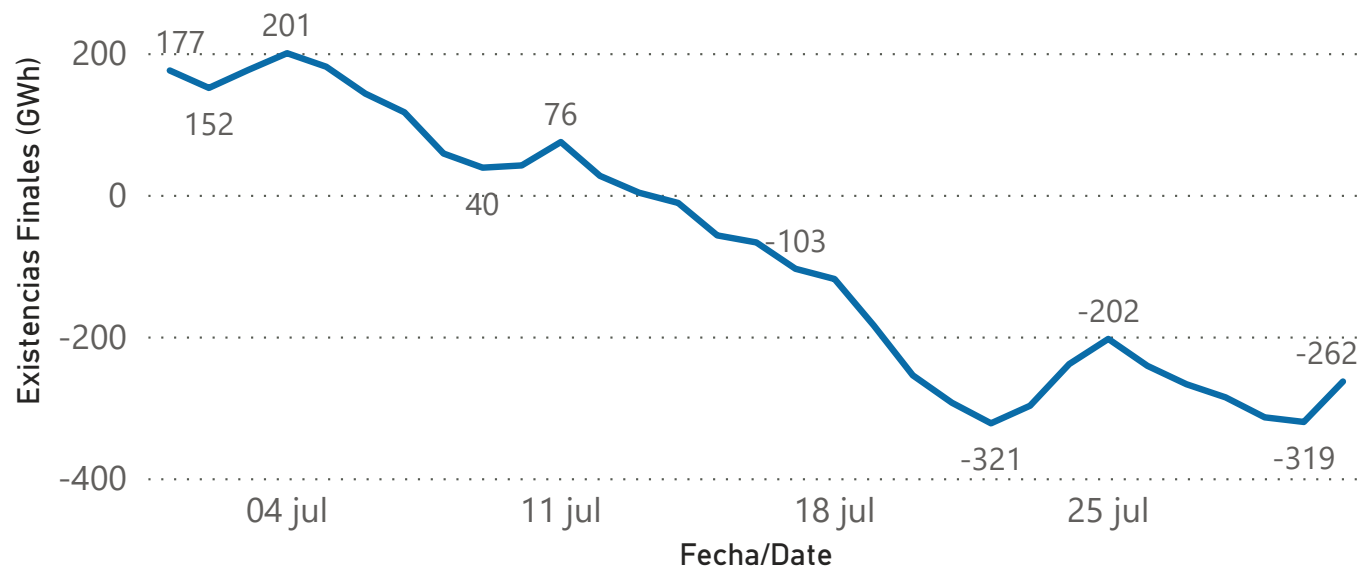


Fecha de Gas / Gas Date	Desbalance en AVB	Mermas	OBA	Total
01/07/2021	0	0	140	140
02/07/2021	0	0	164	164
03/07/2021	0	0	157	157
04/07/2021	0	0	142	142
05/07/2021	0	0	155	155
06/07/2021	0	0	192	192
07/07/2021	0	0	224	224
08/07/2021	0	0	254	254
09/07/2021	0	0	281	281
10/07/2021	0	0	283	283
11/07/2021	0	0	280	280
12/07/2021	0	0	291	291
13/07/2021	0	0	316	316
14/07/2021	0	0	356	356
15/07/2021	0	0	387	387
16/07/2021	0	0	404	404
17/07/2021	0	0	432	432
18/07/2021	0	0	457	457
19/07/2021	0	0	508	508
20/07/2021	0	0	564	564
21/07/2021	0	0	619	619
22/07/2021	0	0	638	638
23/07/2021	0	0	613	613
24/07/2021	0	0	567	567
25/07/2021	0	0	543	543
26/07/2021	0	0	569	569
27/07/2021	0	0	592	592
28/07/2021	0	0	615	615
29/07/2021	0	0	634	634
30/07/2021	0	0	642	642
31/07/2021	0	0	583	583



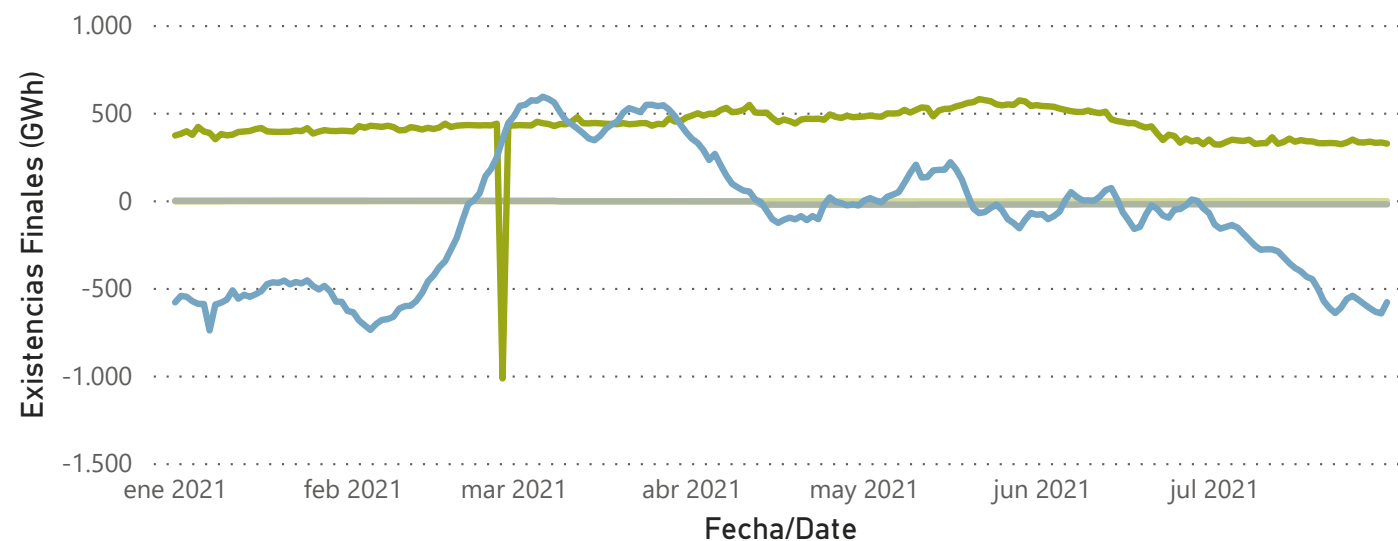
# Evolución Cuentas GTS en TVB 2021. GTS Accounts evolution in TVB 2021

## Total existencias cuentas GTS diario provisional en PVB (GWh) / Total daily provisional stocks monitoring in TVB (GWh)



## Seguimiento provisional de existencias durante el periodo seleccionado (GWh) / Provisional stocks monitoring during the selected period (GWh)

Tipo de Balance ● Correcciones en TVB ● Desbalance en TVB ● Mermas ● OBA

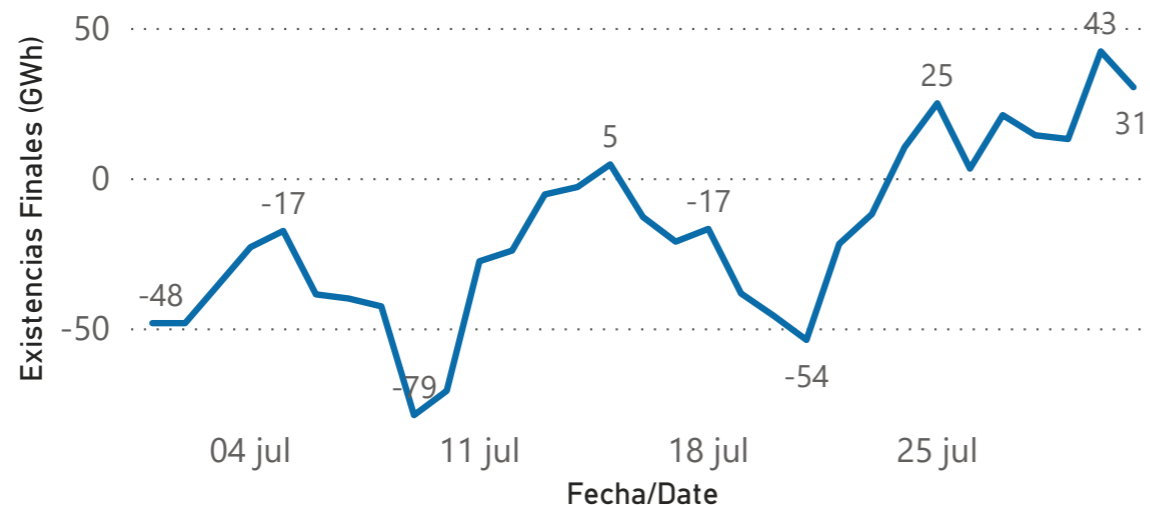


Fecha de Gas / Gas Date	Correcciones en TVB	Desbalance en TVB	Mermas	OBA	Total
31/07/2021	-17	1	329	-576	<b>-262</b>
30/07/2021	-17	1	336	-639	<b>-319</b>
29/07/2021	-17	1	334	-630	<b>-313</b>
28/07/2021	-17	1	341	-609	<b>-284</b>
27/07/2021	-17	1	336	-586	<b>-266</b>
26/07/2021	-17	1	337	-561	<b>-240</b>
25/07/2021	-17	1	352	-539	<b>-202</b>
24/07/2021	-17	1	336	-557	<b>-237</b>
23/07/2021	-17	2	326	-607	<b>-296</b>
22/07/2021	-17	2	332	-637	<b>-321</b>
21/07/2021	-17	2	333	-609	<b>-292</b>
20/07/2021	-17	2	331	-569	<b>-253</b>
19/07/2021	-17	2	332	-500	<b>-183</b>
18/07/2021	-17	2	342	-444	<b>-117</b>
17/07/2021	-17	2	343	-430	<b>-103</b>
16/07/2021	-17	2	349	-400	<b>-66</b>
15/07/2021	-17	2	340	-381	<b>-56</b>
14/07/2021	-17	2	358	-353	<b>-10</b>
13/07/2021	-17	2	338	-319	<b>4</b>
12/07/2021	-17	1	329	-285	<b>28</b>
11/07/2021	-17	1	366	-274	<b>76</b>
10/07/2021	-17	1	332	-274	<b>43</b>
09/07/2021	-17	1	332	-276	<b>40</b>
08/07/2021	-17	1	328	-252	<b>60</b>
07/07/2021	-17	1	352	-218	<b>118</b>
06/07/2021	-17	2	345	-185	<b>144</b>
05/07/2021	-17	2	348	-150	<b>182</b>
04/07/2021	-17	2	352	-135	<b>201</b>
03/07/2021	-17	2	338	-146	<b>178</b>
02/07/2021	-17	2	324	-156	<b>152</b>
01/07/2021	-17	2	325	-133	<b>177</b>

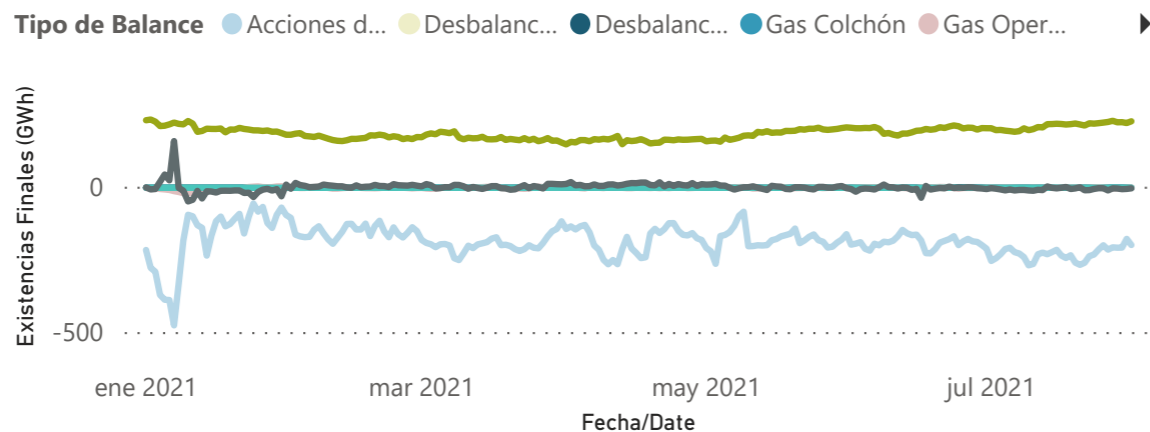


# Evolución Cuentas GTS en PVB 2021. GTS Accounts evolution in PVB 2021

## Total existencias cuentas GTS diario provisional en PVB (GWh) / Total daily provisional stocks monitoring in PVB (GWh)



## Seguimiento provisional de existencias durante el periodo seleccionado (GWh) / Provisional stocks monitoring during the selected period (GWh)



Fecha de Gas / Gas Date	Acciones de Balance	Desbalance AVB	Desbalance TVB	Gas Colchón	Gas Operación	Gas Talón	Mermas	OBA - PVB	Total
01/07/2021	-252	0	0	0	0	0	205	-1	-48
02/07/2021	-243	0	0	0	0	0	198	-3	-48
03/07/2021	-229	0	0	0	0	0	199	-6	-35
04/07/2021	-211	0	0	0	1	0	196	-9	-23
05/07/2021	-206	0	0	0	0	0	195	-6	-17
06/07/2021	-222	0	0	0	0	0	193	-9	-38
07/07/2021	-226	0	0	0	-1	0	195	-8	-40
08/07/2021	-239	0	0	0	-1	0	204	-8	-42
09/07/2021	-267	0	0	0	-1	0	198	-9	-79
10/07/2021	-262	0	0	0	0	0	202	-10	-70
11/07/2021	-229	0	0	0	0	0	209	-7	-27
12/07/2021	-223	0	0	0	0	0	208	-8	-24
13/07/2021	-229	0	0	0	0	0	219	4	-5
14/07/2021	-221	0	0	0	0	0	219	0	-3
15/07/2021	-213	0	0	0	0	0	220	-2	5
16/07/2021	-233	0	0	0	1	0	219	0	-13
17/07/2021	-242	0	0	0	1	0	218	3	-21
18/07/2021	-232	0	0	0	1	0	219	-4	-17
19/07/2021	-258	0	0	0	1	0	221	-2	-38
20/07/2021	-265	0	0	0	0	0	218	2	-45
21/07/2021	-258	0	0	0	-1	0	214	-9	-54
22/07/2021	-235	0	0	0	0	0	222	-8	-22
23/07/2021	-230	0	0	0	2	0	221	-4	-12
24/07/2021	-212	0	0	0	2	0	222	-1	11
25/07/2021	-198	0	0	0	1	0	224	-2	25
26/07/2021	-213	0	0	0	-1	0	226	-9	4
27/07/2021	-205	0	0	0	-2	0	230	-2	21
28/07/2021	-206	0	0	0	-2	0	225	-3	15
29/07/2021	-206	0	0	0	-2	0	226	-5	13
30/07/2021	-176	0	0	0	0	0	223	-4	43
31/07/2021	-197	0	0	0	1	0	229	-2	31