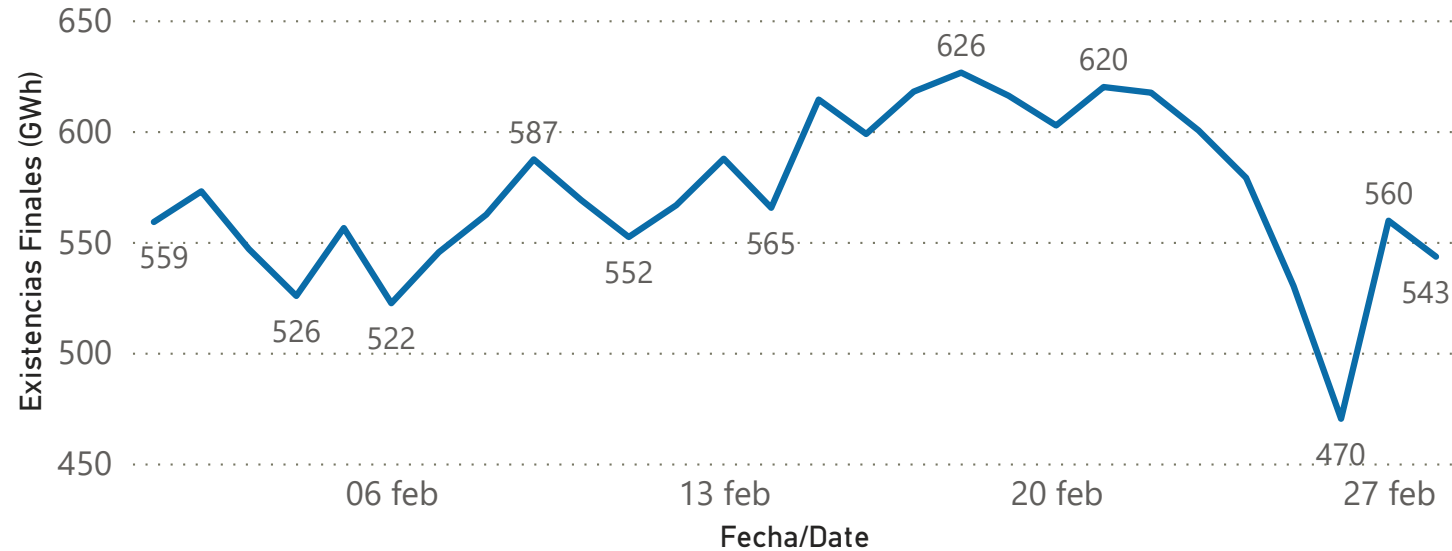


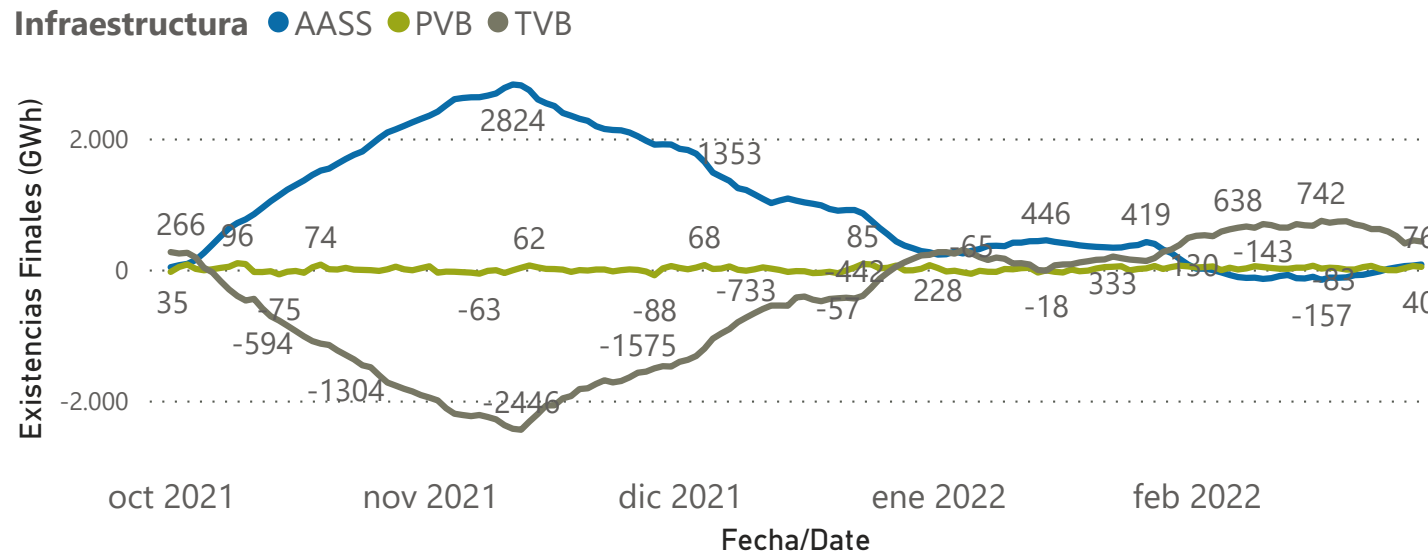


Evolución Cuentas GTS 2022. GTS Accounts evolution 2022

Total existencias cuentas GTS diario provisional (GWh) / Total daily provisional stocks monitoring (GWh)



Seguimiento de existencias por infraestructura durante el periodo seleccionado (GWh) / Provisional stocks monitoring by infrastructure during the selected period (GWh)

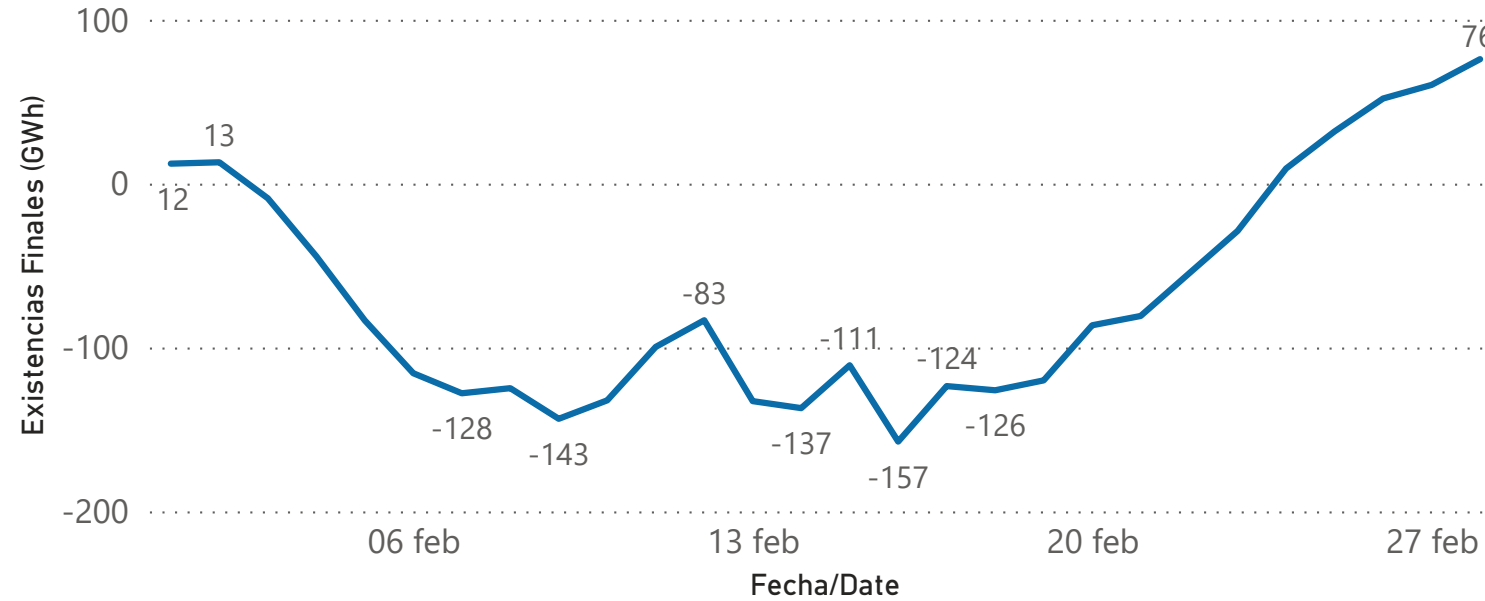


Fecha de Gas / Gas Date	AASS	PVB	TVB	Total
01/02/2022	12	32	515	559
02/02/2022	13	37	523	573
03/02/2022	-9	47	508	547
04/02/2022	-44	-9	579	526
05/02/2022	-83	27	613	556
06/02/2022	-116	0	638	522
07/02/2022	-128	17	656	545
08/02/2022	-125	50	637	562
09/02/2022	-143	37	693	587
10/02/2022	-132	24	677	569
11/02/2022	-100	12	640	552
12/02/2022	-83	11	639	567
13/02/2022	-133	28	693	588
14/02/2022	-137	28	675	565
15/02/2022	-111	58	667	614
16/02/2022	-157	14	742	599
17/02/2022	-124	27	714	618
18/02/2022	-126	21	732	626
19/02/2022	-120	0	736	616
20/02/2022	-86	0	689	603
21/02/2022	-81	37	664	620
22/02/2022	-55	55	617	617
23/02/2022	-29	12	617	600
24/02/2022	9	-10	579	579
25/02/2022	32	-11	509	530
26/02/2022	52	21	398	470
27/02/2022	60	54	446	560
28/02/2022	76	40	427	543

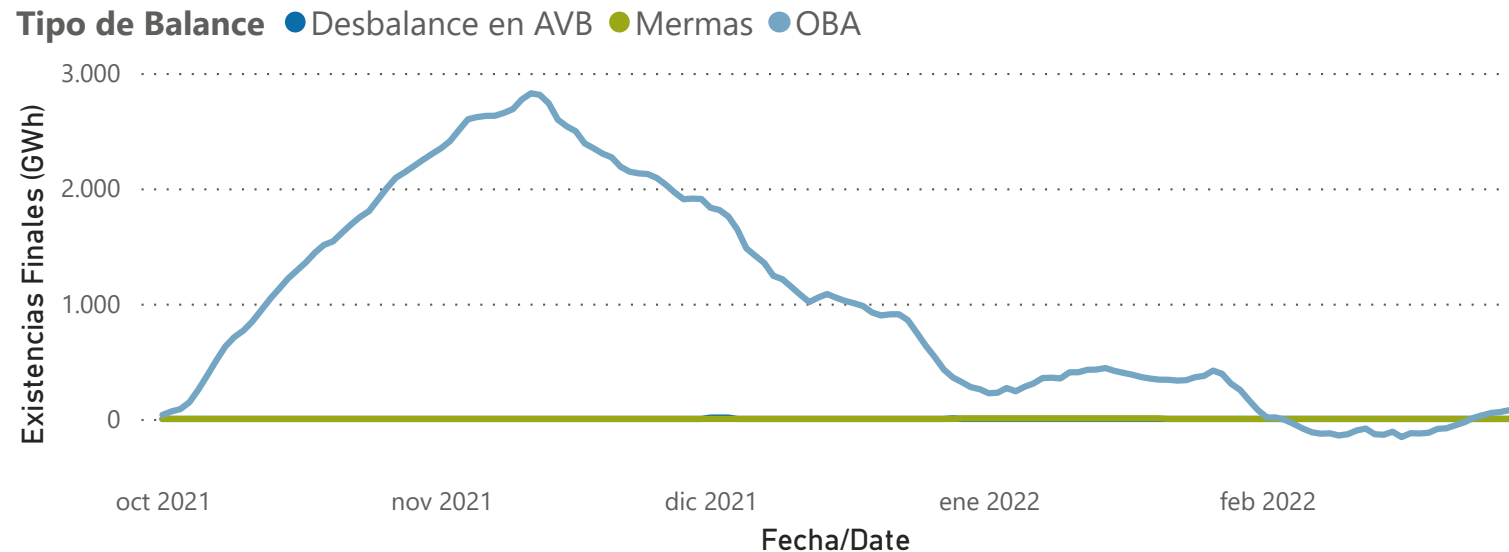


Evolución Cuentas GTS en AVB 2022. GTS Accounts evolution in AVB 2022

Total existencias cuentas GTS diario provisional en AASS (GWh) / Total daily provisional stocks monitoring in AASS (GWh)



Seguimiento provisional de existencias durante el periodo seleccionado (GWh) / Provisional stocks monitoring during the selected period (GWh)

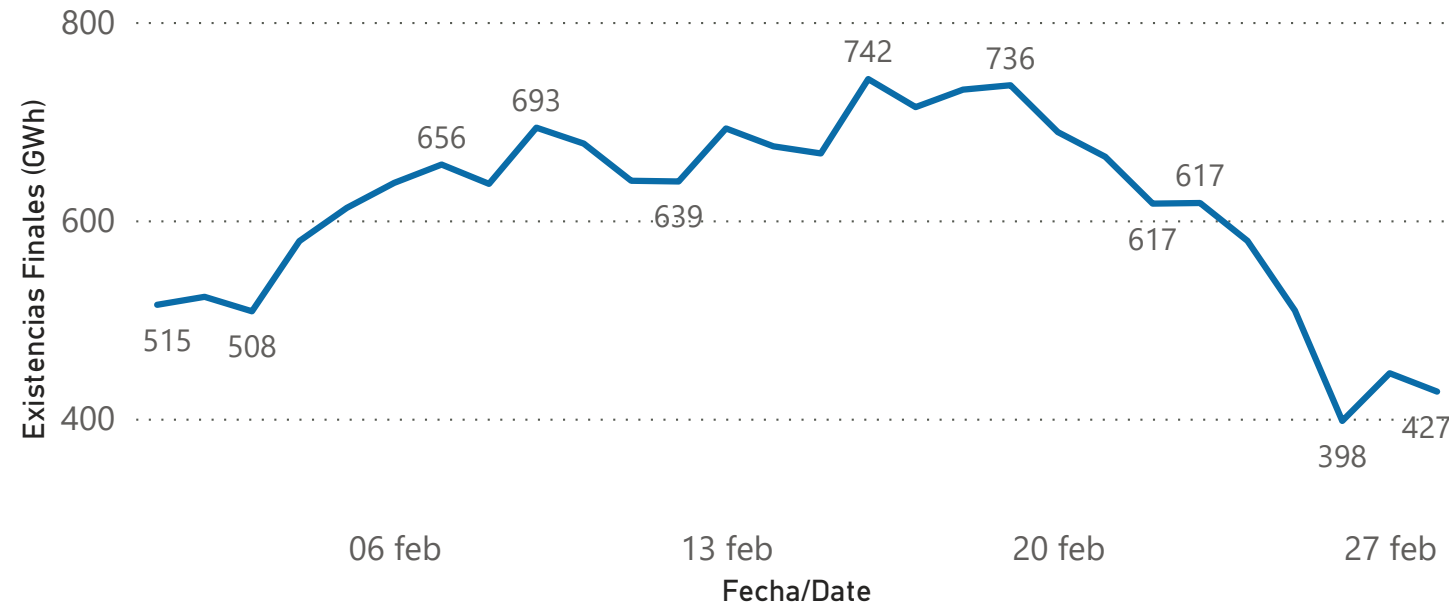


Fecha de Gas / Gas Date	Desbalance en AVB	Mermas	OBA	Total
01/02/2022	0	0	12	12
02/02/2022	0	0	13	13
03/02/2022	0	0	-9	-9
04/02/2022	0	0	-44	-44
05/02/2022	0	0	-83	-83
06/02/2022	0	0	-116	-116
07/02/2022	0	0	-128	-128
08/02/2022	0	0	-125	-125
09/02/2022	0	0	-143	-143
10/02/2022	0	0	-132	-132
11/02/2022	0	0	-100	-100
12/02/2022	0	0	-83	-83
13/02/2022	0	0	-133	-133
14/02/2022	0	0	-137	-137
15/02/2022	0	0	-111	-111
16/02/2022	0	0	-157	-157
17/02/2022	0	0	-124	-124
18/02/2022	0	0	-126	-126
19/02/2022	0	0	-120	-120
20/02/2022	0	0	-86	-86
21/02/2022	0	0	-81	-81
22/02/2022	0	0	-55	-55
23/02/2022	0	0	-29	-29
24/02/2022	0	0	9	9
25/02/2022	0	0	32	32
26/02/2022	0	0	52	52
27/02/2022	0	0	60	60
28/02/2022	0	0	76	76

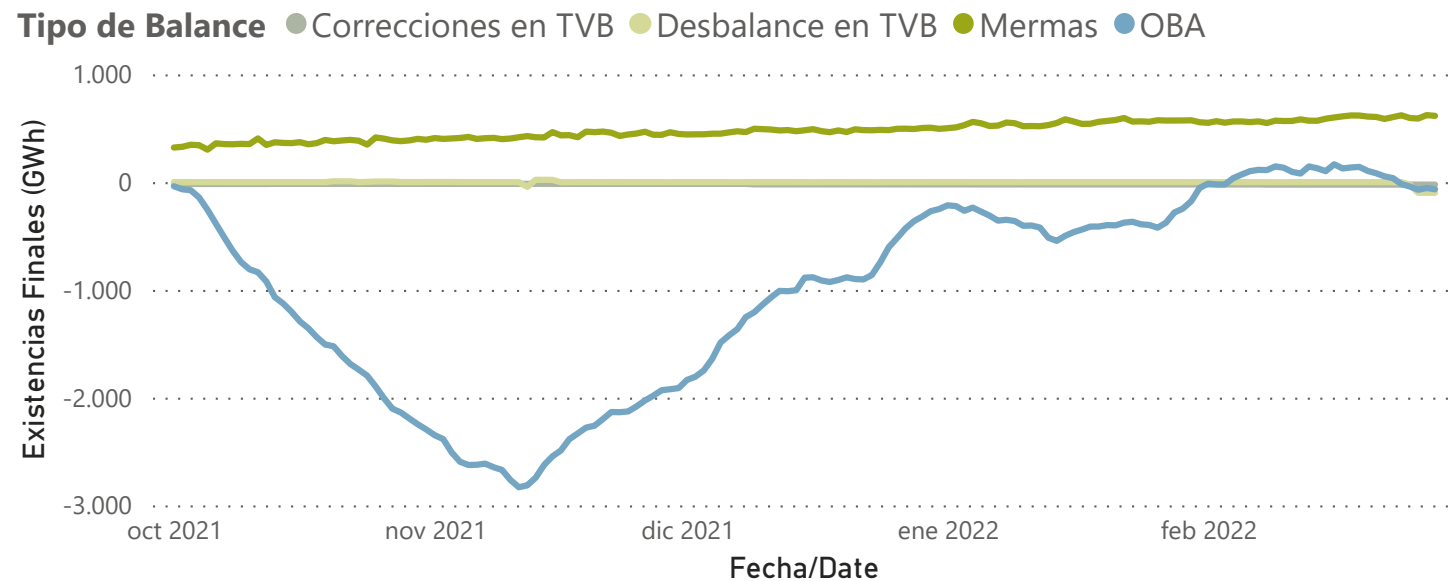


Evolución Cuentas GTS en TVB 2022. GTS Accounts evolution in TVB 2022

Total existencias cuentas GTS diario provisional en PVB (GWh) / Total daily provisional stocks monitoring in TVB (GWh)



Seguimiento provisional de existencias durante el periodo seleccionado (GWh) / Provisional stocks monitoring during the selected period (GWh)

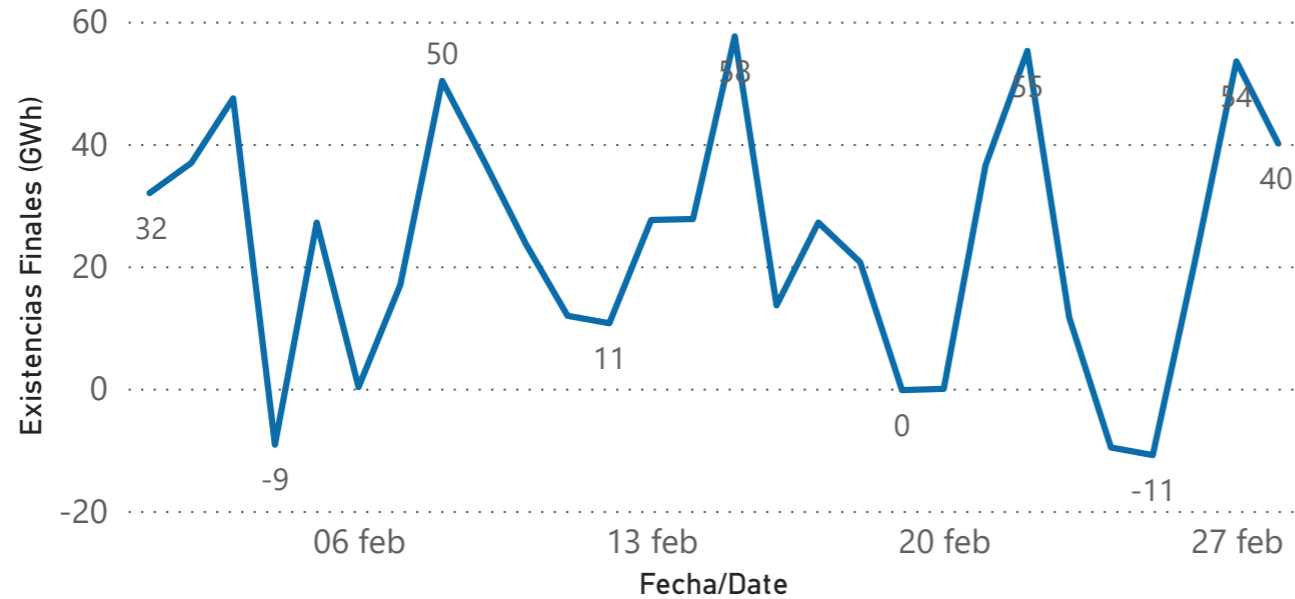


Fecha de Gas / Gas Date	Correcciones en TVB	Desbalance en TVB	Mermas	OBA	Total
01/02/2022	-21	0	550	-14	515
02/02/2022	-21	0	566	-21	523
03/02/2022	-21	0	552	-22	508
04/02/2022	-21	0	563	38	579
05/02/2022	-21	0	563	71	613
06/02/2022	-21	0	557	102	638
07/02/2022	-21	0	564	114	656
08/02/2022	-23	0	548	112	637
09/02/2022	-23	0	571	146	693
10/02/2022	-23	0	567	134	677
11/02/2022	-23	0	568	95	640
12/02/2022	-23	0	582	80	639
13/02/2022	-23	0	570	146	693
14/02/2022	-23	0	570	128	675
15/02/2022	-23	0	589	102	667
16/02/2022	-23	0	600	166	742
17/02/2022	-23	0	610	127	714
18/02/2022	-23	0	619	136	732
19/02/2022	-23	0	618	141	736
20/02/2022	-23	0	608	104	689
21/02/2022	-23	0	605	82	664
22/02/2022	-23	0	586	54	617
23/02/2022	-23	0	604	37	617
24/02/2022	-23	0	620	-18	579
25/02/2022	-23	-23	595	-40	509
26/02/2022	-23	-99	590	-71	398
27/02/2022	-23	-99	622	-55	446
28/02/2022	-23	-99	615	-66	427



Evolución Cuentas GTS en PVB 2022. GTS Accounts evolution in PVB 2022

Total existencias cuentas GTS diario provisional en PVB (GWh) / Total daily provisional stocks monitoring in PVB (GWh)



Fecha de Gas / Gas Date	Acciones de Balance	Desbalance AVB	Desbalance TVB	Gas Colchón	Gas Operación	Gas Talón	Mermas	OBA - PVB	Total
01/02/2022	-250	0	0	0	8	0	272	3	32
02/02/2022	-219	0	0	0	3	0	257	-4	37
03/02/2022	-200	0	0	0	-1	0	248	1	47
04/02/2022	-231	0	0	0	0	0	235	-13	-9
05/02/2022	-212	0	0	0	1	0	239	-2	27
06/02/2022	-234	0	0	0	4	0	233	-3	0
07/02/2022	-210	0	0	0	5	0	229	-7	17
08/02/2022	-185	0	0	0	4	0	232	-1	50
09/02/2022	-195	0	0	0	1	0	230	2	37
10/02/2022	-202	0	0	0	-3	0	224	4	24
11/02/2022	-203	0	0	0	-6	0	220	1	12
12/02/2022	-194	0	0	0	-4	0	207	2	11
13/02/2022	-172	0	0	0	-1	0	200	0	28
14/02/2022	-173	0	0	0	3	0	195	3	28
15/02/2022	-141	0	0	0	7	0	186	6	58
16/02/2022	-186	0	0	0	6	0	188	6	14
17/02/2022	-159	0	0	0	4	0	179	4	27
18/02/2022	-175	0	0	0	3	0	189	4	21
19/02/2022	-190	0	0	0	1	0	187	2	0
20/02/2022	-176	0	0	0	-3	0	180	-2	0
21/02/2022	-149	0	0	0	-6	0	190	2	37
22/02/2022	-144	0	0	0	0	0	191	8	55
23/02/2022	-187	0	0	0	-1	0	196	3	12
24/02/2022	-221	0	0	0	-4	0	198	17	-10
25/02/2022	-208	0	0	0	-9	0	204	2	-11
26/02/2022	-190	0	0	0	-3	0	211	3	21
27/02/2022	-167	0	0	0	-5	0	221	4	54
28/02/2022	-182	0	0	0	-7	0	224	5	40

Seguimiento provisional de existencias durante el periodo seleccionado (GWh) / Provisional stocks monitoring during the selected period (GWh)

