



**Informe de Seguimiento de
cuentas GTS / GTS Accounts
Tracking Report**

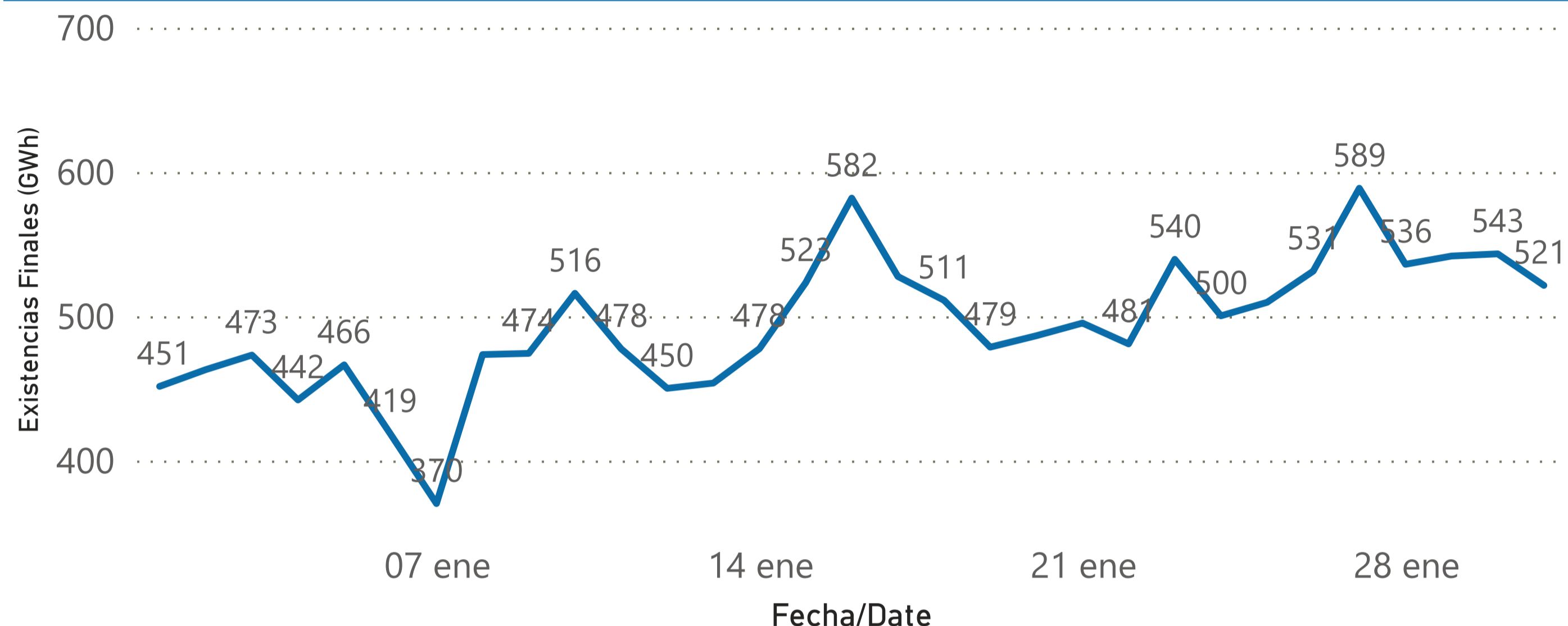
02/02/2024



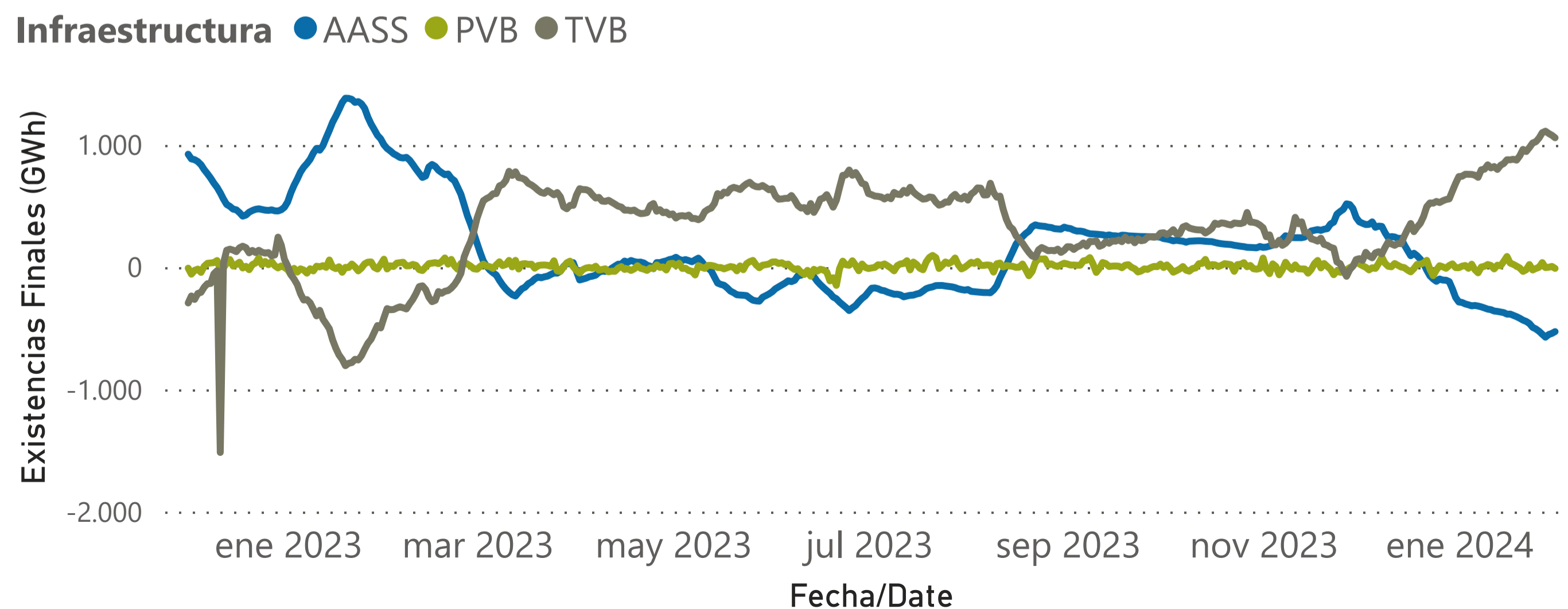


Evolución Cuentas GTS 2024. GTS Accounts evolution 2024

Total existencias cuentas GTS diario provisional (GWh) / Total daily provisional stocks monitoring (GWh)



Seguimiento de existencias por infraestructura durante el periodo seleccionado (GWh) / Provisional stocks monitoring by infrastructure during the selected period (GWh)

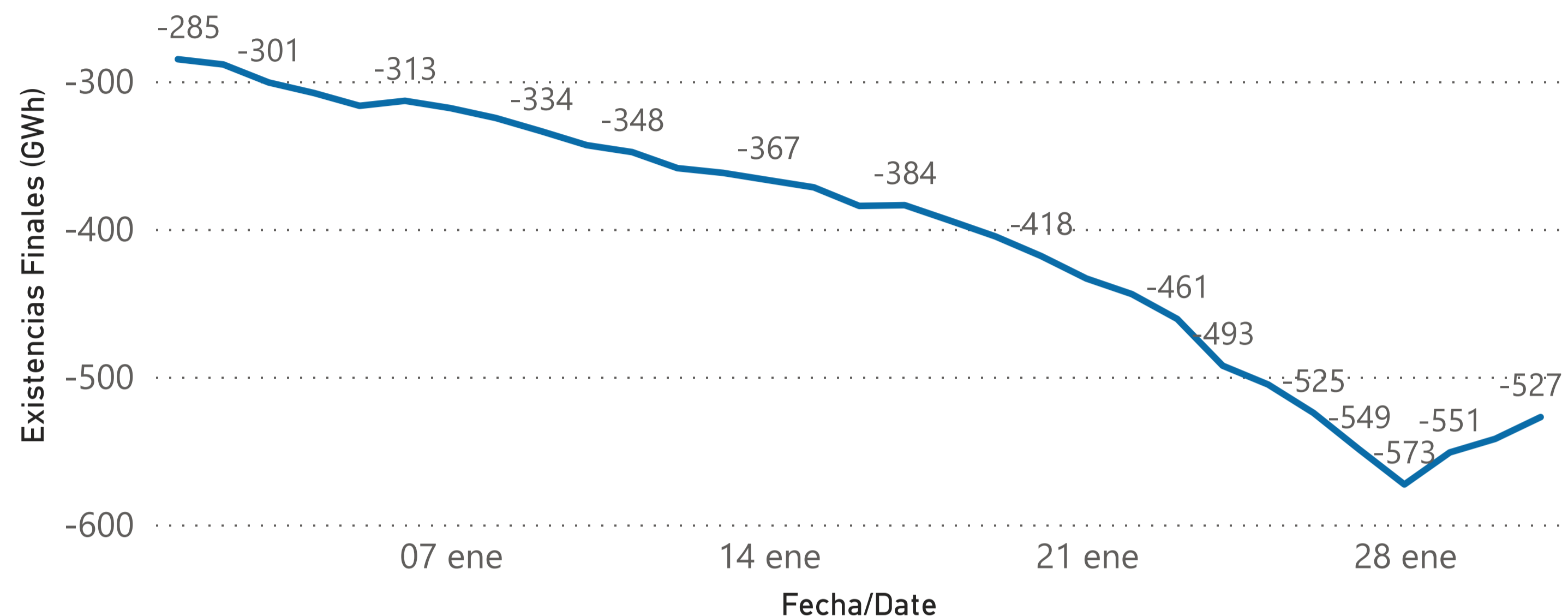


Fecha de Gas / Gas Date	AASS	PVB	TVB	Total
01/01/2024	-285	-5	741	451
02/01/2024	-289	8	744	463
03/01/2024	-301	14	760	473
04/01/2024	-308	-10	760	442
05/01/2024	-317	24	759	466
06/01/2024	-313	-21	753	419
07/01/2024	-318	-46	735	370
08/01/2024	-325	1	797	473
09/01/2024	-334	7	801	474
10/01/2024	-343	22	837	516
11/01/2024	-348	14	812	478
12/01/2024	-359	-14	823	450
13/01/2024	-362	16	799	454
14/01/2024	-367	11	834	478
15/01/2024	-372	47	848	523
16/01/2024	-384	87	879	582
17/01/2024	-384	33	878	528
18/01/2024	-394	23	883	511
19/01/2024	-405	8	876	479
20/01/2024	-418	-7	911	487
21/01/2024	-434	-35	964	495
22/01/2024	-444	-21	946	481
23/01/2024	-461	22	979	540
24/01/2024	-493	-23	1.016	500
25/01/2024	-505	-11	1.026	510
26/01/2024	-525	-1	1.056	531
27/01/2024	-549	37	1.100	589
28/01/2024	-573	-4	1.113	536
29/01/2024	-551	-1	1.094	542
30/01/2024	-542	6	1.079	543
31/01/2024	-527	-10	1.059	521

Evolución Cuentas GTS en AVB 2024. GTS Accounts evolution in AVB 2024

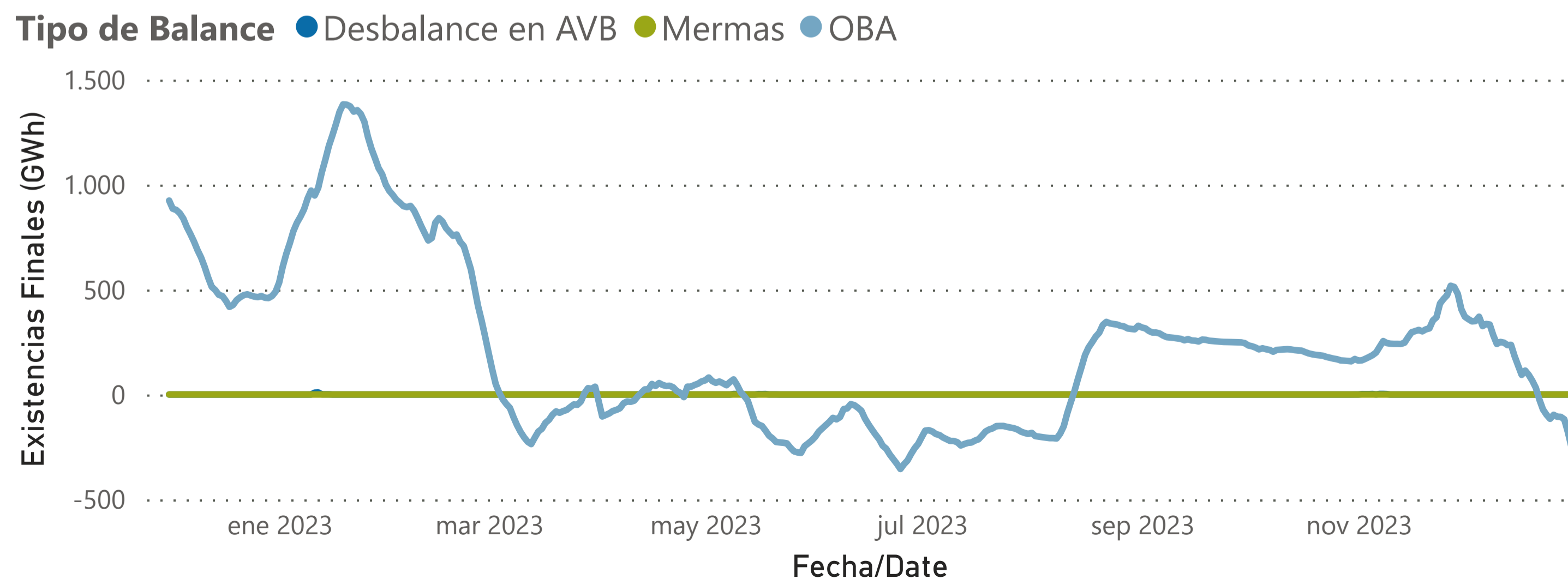


Total existencias cuentas GTS diario provisional en AVB (GWh) / Total daily provisional stocks monitoring in AVB (GWh)



Fecha de Gas / Gas Date	Desbalance en AVB	Mermas	OBA	Total
01/01/2024	0	0	-285	-285
02/01/2024	0	0	-289	-289
03/01/2024	0	0	-301	-301
04/01/2024	0	0	-308	-308
05/01/2024	0	0	-317	-317
06/01/2024	0	0	-313	-313
07/01/2024	0	0	-318	-318
08/01/2024	0	0	-325	-325
09/01/2024	0	0	-334	-334
10/01/2024	0	0	-343	-343
11/01/2024	0	0	-348	-348
12/01/2024	0	0	-359	-359
13/01/2024	0	0	-362	-362
14/01/2024	0	0	-367	-367
15/01/2024	0	0	-372	-372
16/01/2024	0	0	-384	-384
17/01/2024	0	0	-384	-384
18/01/2024	0	0	-394	-394
19/01/2024	0	0	-405	-405
20/01/2024	0	0	-418	-418
21/01/2024	0	0	-434	-434
22/01/2024	0	0	-444	-444
23/01/2024	0	0	-461	-461
24/01/2024	0	0	-493	-493
25/01/2024	0	0	-505	-505
26/01/2024	0	0	-525	-525
27/01/2024	0	0	-549	-549
28/01/2024	0	0	-573	-573
29/01/2024	0	0	-551	-551
30/01/2024	0	0	-542	-542
31/01/2024	0	0	-527	-527

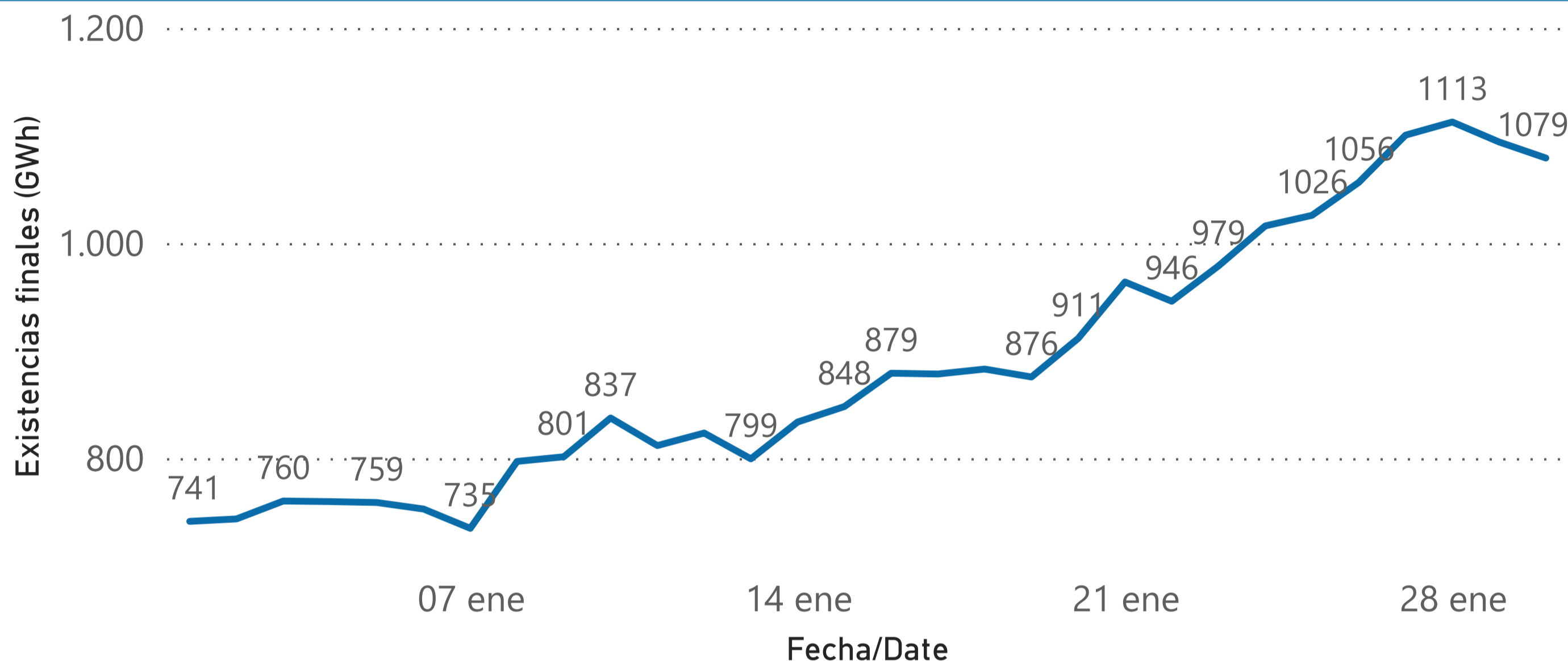
Seguimiento provisional de existencias durante el periodo seleccionado (GWh) / Provisional stocks monitoring during the selected period (GWh)



Evolución Cuentas GTS en TVB 2024. GTS Accounts evolution in TVB 2024

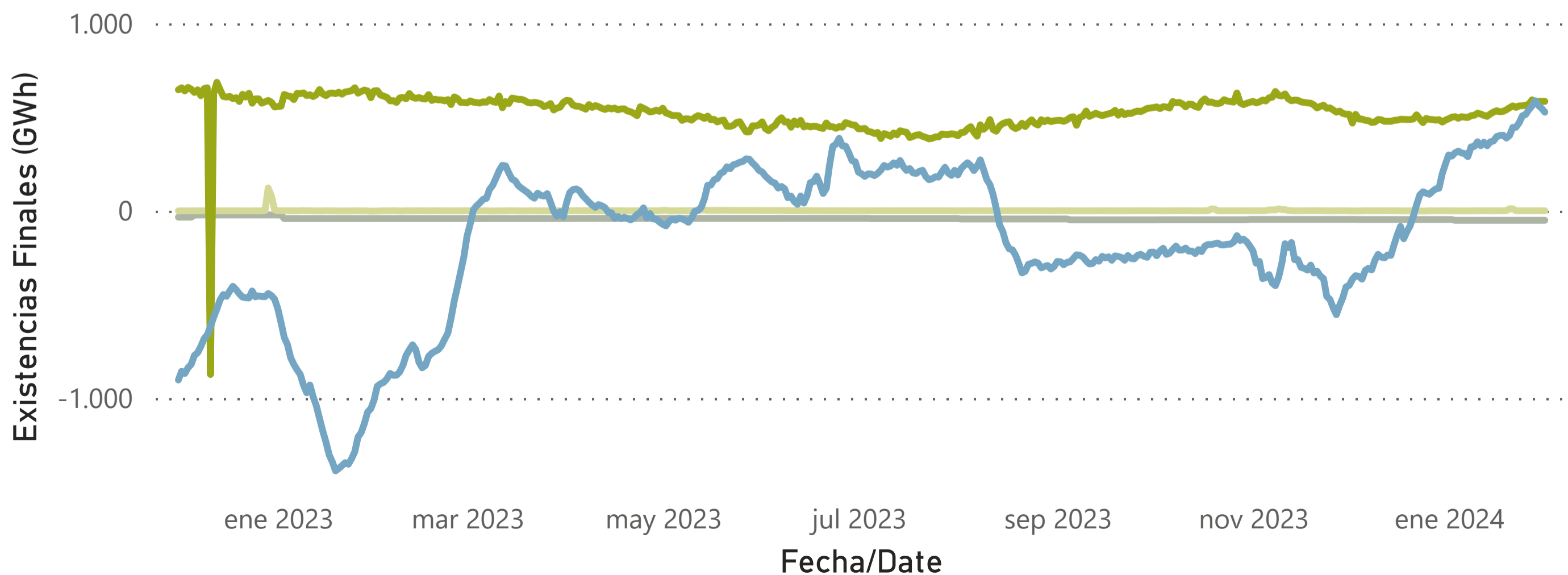


Total existencias cuentas GTS diario provisional en TVB (GWh) / Total daily provisional stocks monitoring in TVB (GWh)



Seguimiento provisional de existencias durante el periodo seleccionado (GWh) / Provisional stocks monitoring during the selected period (GWh)

Tipo de Balance ● Correcciones en TVB ● Desbalance en TVB ● Mermas ● OBA

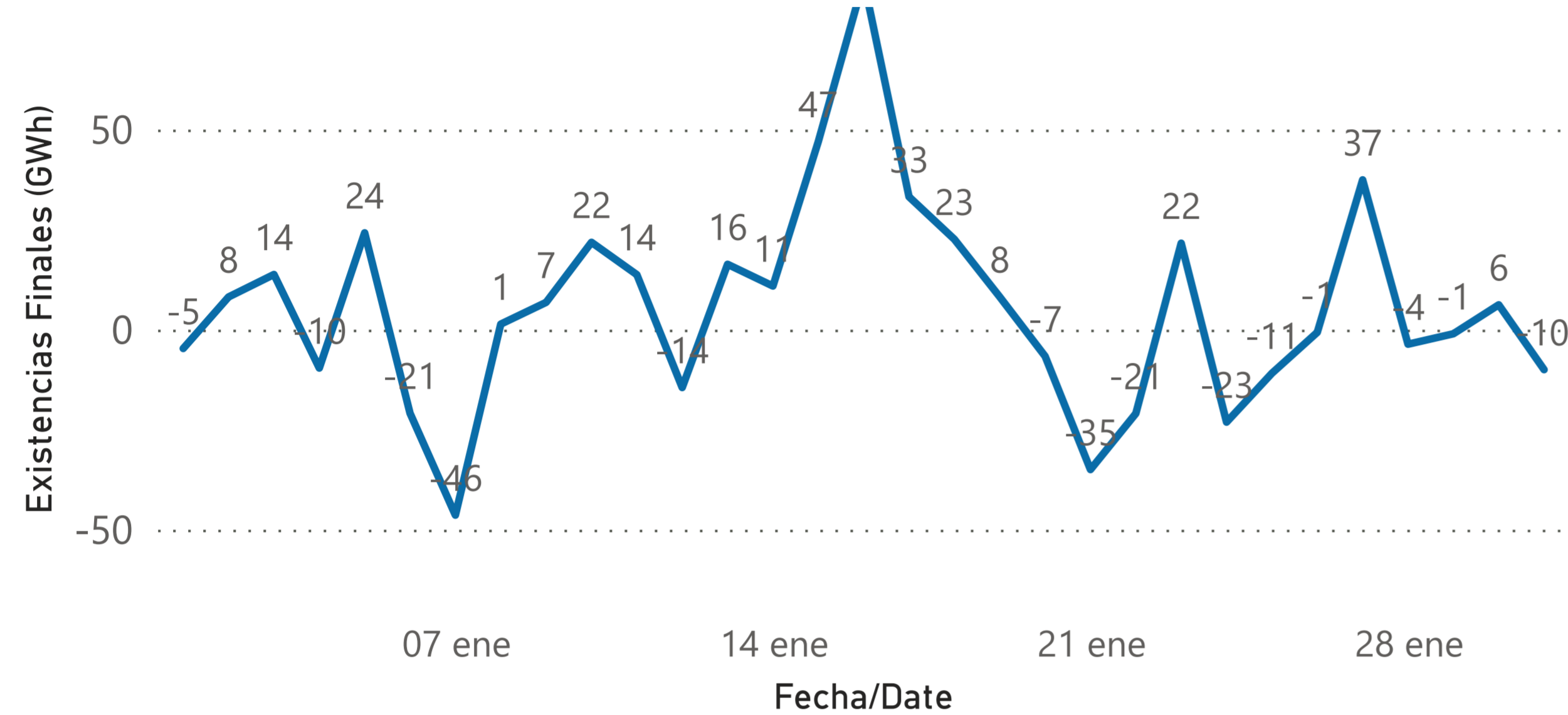


Fecha de Gas / Gas Date	Correcciones en TVB	Desbalance en TVB	Mermas	OBA	Total
01/01/2024	-47	0	491	298	741
02/01/2024	-47	0	499	292	744
03/01/2024	-51	-1	502	309	760
04/01/2024	-51	-1	493	318	760
05/01/2024	-51	-1	502	309	759
06/01/2024	-51	-1	499	305	753
07/01/2024	-51	-1	498	289	735
08/01/2024	-51	-1	507	341	797
09/01/2024	-51	0	509	343	801
10/01/2024	-51	0	521	368	837
11/01/2024	-51	0	516	347	812
12/01/2024	-51	0	509	366	823
13/01/2024	-51	0	504	347	799
14/01/2024	-51	0	517	368	834
15/01/2024	-51	0	527	372	848
16/01/2024	-51	0	534	396	879
17/01/2024	-51	0	528	402	878
18/01/2024	-51	0	531	403	883
19/01/2024	-51	0	539	388	876
20/01/2024	-51	10	550	402	911
21/01/2024	-51	10	559	445	964
22/01/2024	-51	0	552	445	946
23/01/2024	-51	0	560	470	979
24/01/2024	-51	0	560	507	1.016
25/01/2024	-51	0	563	514	1.026
26/01/2024	-51	0	569	539	1.056
27/01/2024	-51	0	592	559	1.100
28/01/2024	-51	0	576	588	1.113
29/01/2024	-51	0	584	562	1.094
30/01/2024	-51	0	584	546	1.079
31/01/2024	-51	0	584	526	1.059

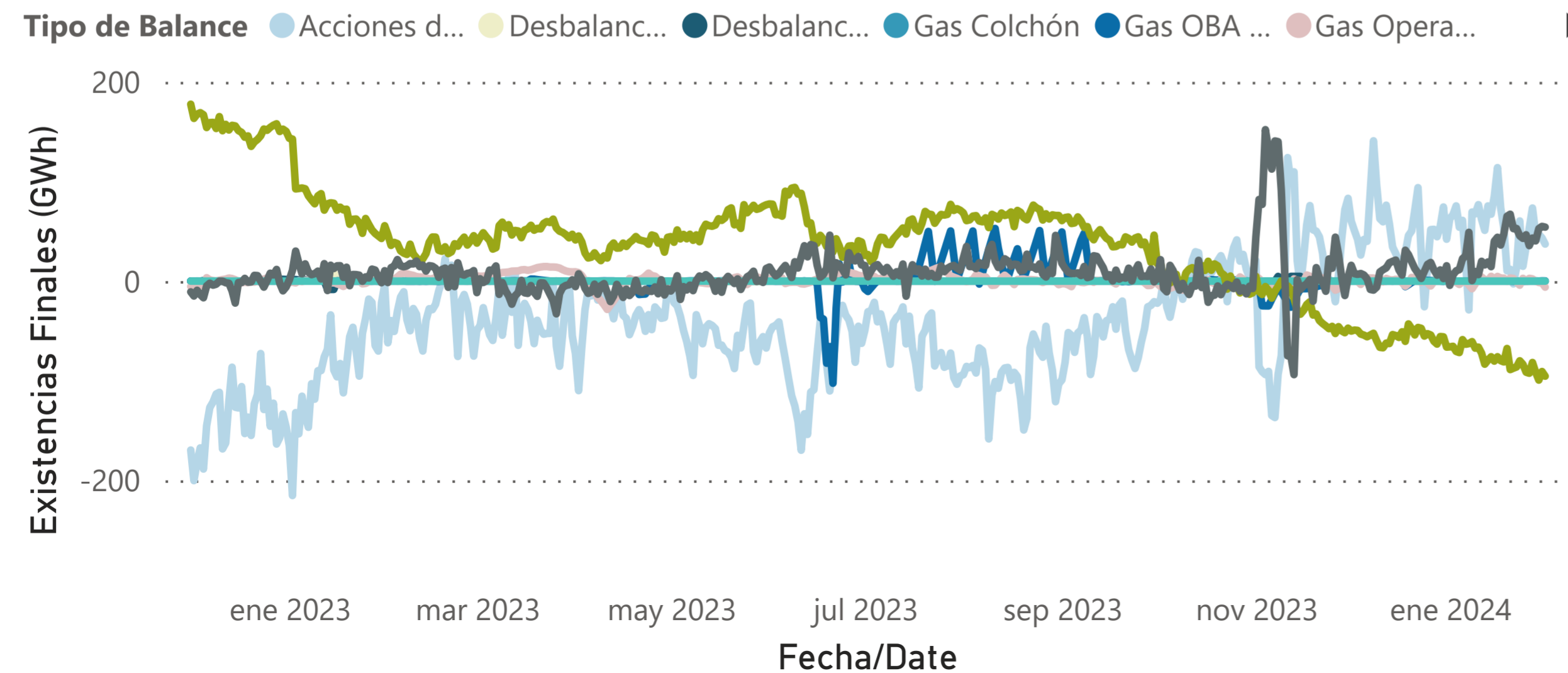


Evolución Cuentas GTS en PVB 2024. GTS Accounts evolution in PVB 2024

Total existencias cuentas GTS diario provisional en PVB (GWh) / Total daily provisional stocks monitoring in PVB (GWh)



Seguimiento provisional de existencias durante el periodo seleccionado (GWh) / Provisional stocks monitoring during the selected period (GWh)



Fecha de Gas / Gas Date	Acciones de Balance	Desbalance AVB	Desbalance TVB	Gas Colchón	Gas Operación	Gas Talón	Mermas	OBA - PVB	Total
01/01/2024	63	0	0	0	3	0	-66	-4	-5
02/01/2024	67	0	0	0	1	0	-65	6	8
03/01/2024	76	0	0	0	-1	0	-71	10	14
04/01/2024	54	0	0	0	-3	0	-72	12	-9
05/01/2024	61	0	0	0	0	0	-59	23	24
06/01/2024	18	0	0	0	-1	0	-63	25	-21
07/01/2024	-29	0	0	0	-4	0	-63	49	-46
08/01/2024	69	0	0	0	-8	0	-61	1	1
09/01/2024	68	0	0	0	-3	0	-67	10	7
10/01/2024	77	0	0	0	4	0	-66	7	22
11/01/2024	62	0	0	0	4	0	-72	20	14
12/01/2024	51	0	0	0	1	0	-83	16	-15
13/01/2024	75	0	0	0	0	0	-79	19	16
14/01/2024	67	0	0	0	5	0	-76	14	10
15/01/2024	85	0	0	0	2	0	-80	40	46
16/01/2024	114	0	0	0	5	0	-76	44	87
17/01/2024	74	0	0	0	3	0	-80	36	33
18/01/2024	53	0	0	0	3	0	-81	47	22
19/01/2024	10	0	0	0	0	0	-68	65	8
20/01/2024	12	0	0	0	3	0	-89	67	-7
21/01/2024	-3	0	0	0	3	0	-87	53	-35
22/01/2024	13	0	0	0	-1	0	-86	53	-21
23/01/2024	60	0	0	0	-4	0	-80	45	22
24/01/2024	15	0	0	0	3	0	-84	43	-23
25/01/2024	34	0	0	0	0	0	-91	47	-11
26/01/2024	53	0	0	0	3	0	-93	36	-1
27/01/2024	73	0	0	0	2	0	-82	43	37
28/01/2024	47	0	0	0	0	0	-91	40	-4
29/01/2024	47	0	0	0	-1	0	-99	53	-1
30/01/2024	43	0	0	0	-2	0	-91	55	6
31/01/2024	37	0	0	0	-6	0	-95	54	-10