



**Informe de Seguimiento de  
cuentas GTS / GTS Accounts  
Tracking Report**

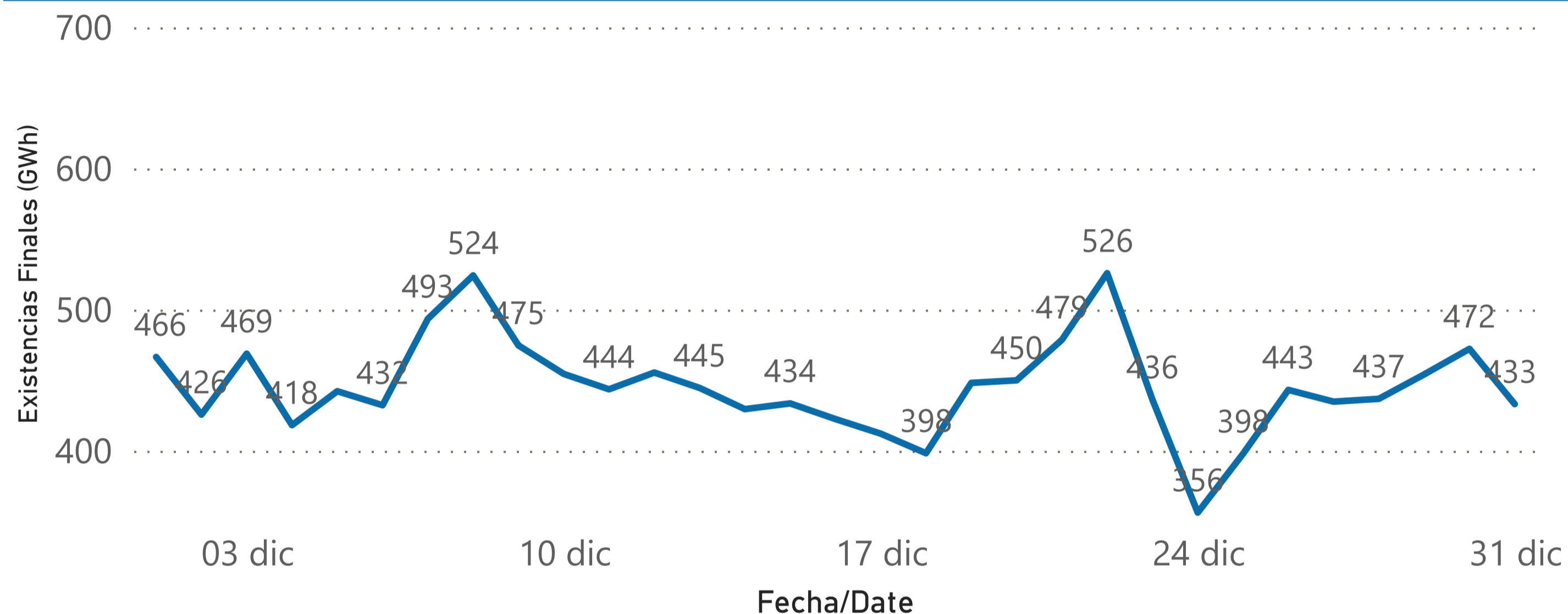
02/01/2024





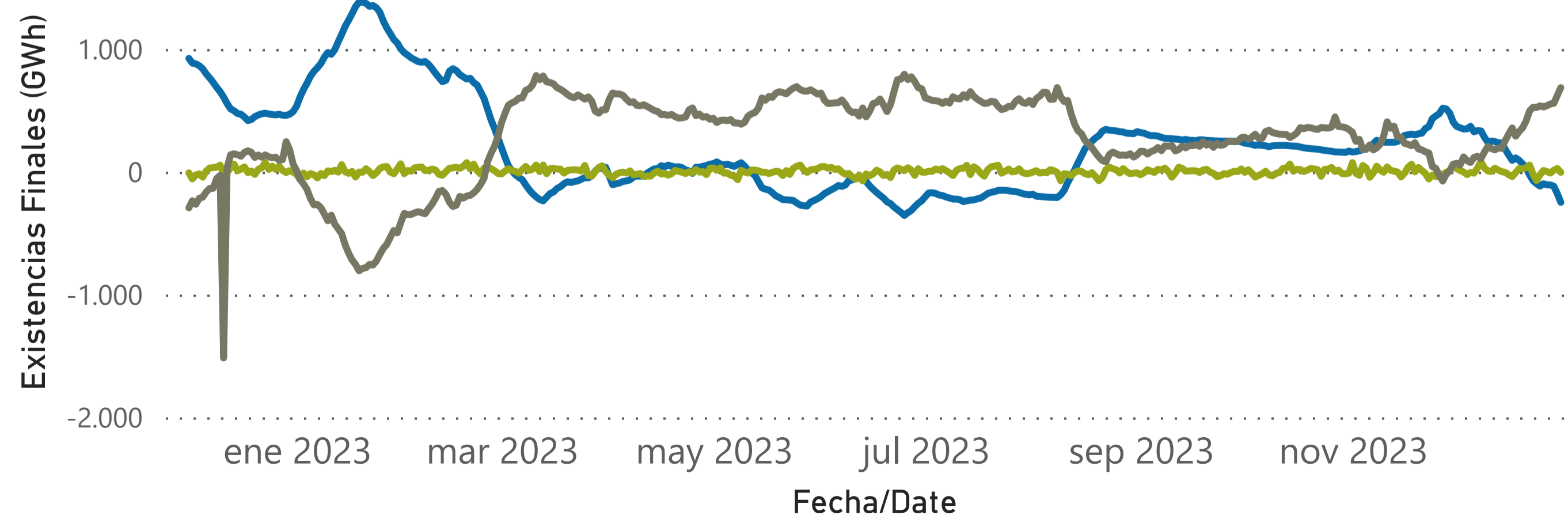
# Evolución Cuentas GTS 2023. GTS Accounts evolution 2023

## Total existencias cuentas GTS diario provisional (GWh) / Total daily provisional stocks monitoring (GWh)



## Seguimiento de existencias por infraestructura durante el periodo seleccionado (GWh) / Provisional stocks monitoring by infrastructure during the selected period (GWh)

Infraestructura ● AASS ● PVB ● TVB

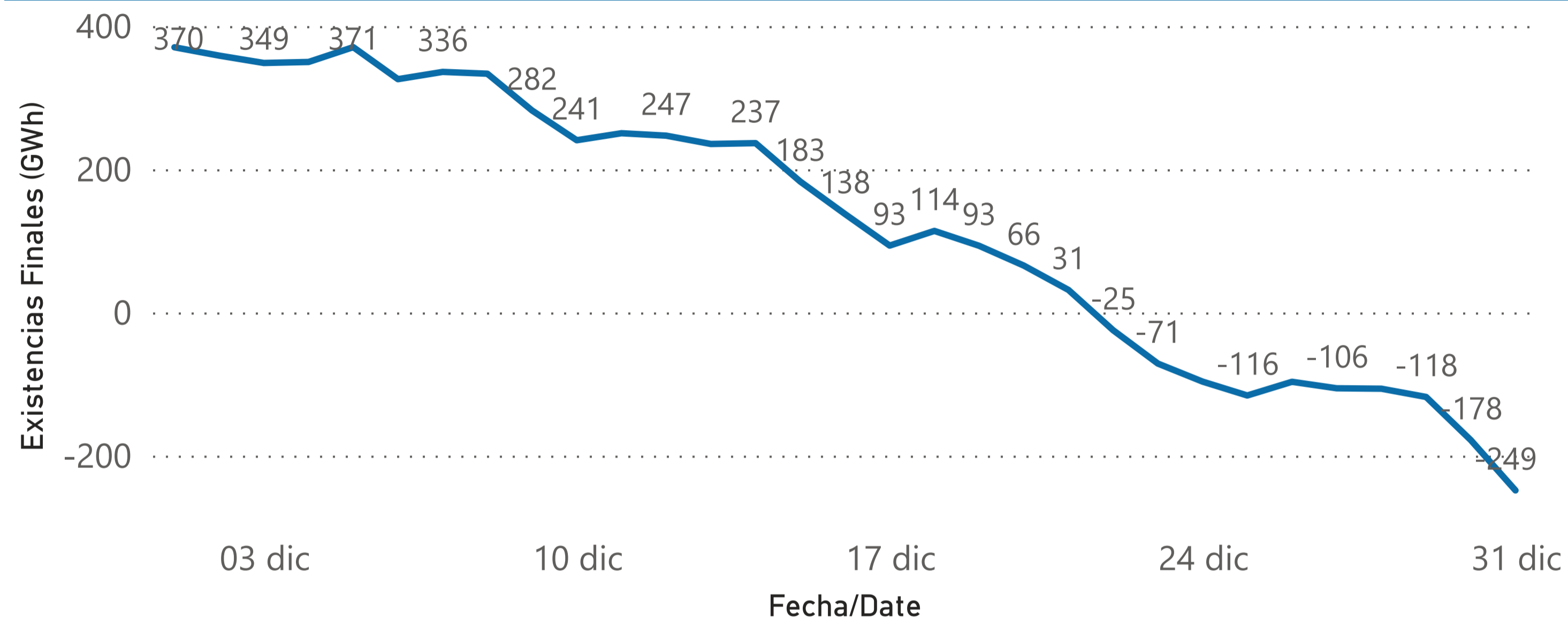


Fecha de Gas / Gas Date	AASS	PVB	TVB	Total
01/12/2023	370	26	70	<b>466</b>
02/12/2023	359	11	56	<b>426</b>
03/12/2023	349	-1	121	<b>469</b>
04/12/2023	350	-23	91	<b>418</b>
05/12/2023	371	-5	76	<b>442</b>
06/12/2023	326	-11	117	<b>432</b>
07/12/2023	336	31	127	<b>493</b>
08/12/2023	334	83	108	<b>524</b>
09/12/2023	282	32	161	<b>475</b>
10/12/2023	241	7	207	<b>454</b>
11/12/2023	250	3	190	<b>444</b>
12/12/2023	247	30	179	<b>455</b>
13/12/2023	235	15	194	<b>445</b>
14/12/2023	237	1	192	<b>430</b>
15/12/2023	183	-4	255	<b>434</b>
16/12/2023	138	-24	309	<b>422</b>
17/12/2023	93	-39	357	<b>412</b>
18/12/2023	114	-6	290	<b>398</b>
19/12/2023	93	27	328	<b>448</b>
20/12/2023	66	26	359	<b>450</b>
21/12/2023	31	33	414	<b>479</b>
22/12/2023	-25	55	495	<b>526</b>
23/12/2023	-71	-18	526	<b>436</b>
24/12/2023	-97	-70	523	<b>356</b>
25/12/2023	-116	-24	538	<b>398</b>
26/12/2023	-97	11	529	<b>443</b>
27/12/2023	-106	2	538	<b>435</b>
28/12/2023	-106	-10	553	<b>437</b>
29/12/2023	-118	14	559	<b>454</b>
30/12/2023	-178	27	623	<b>472</b>
31/12/2023	-249	-4	686	<b>433</b>

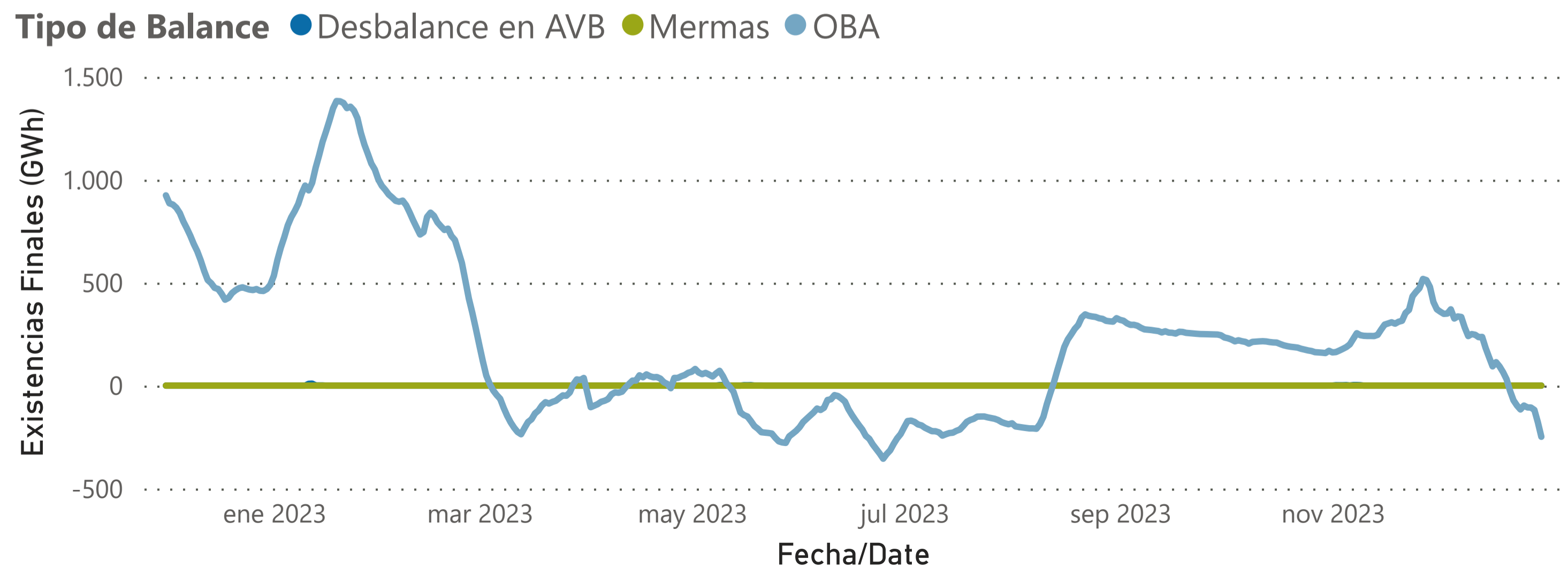
# Evolución Cuentas GTS en AVB 2023. GTS Accounts evolution in AVB 2023



## Total existencias cuentas GTS diario provisional en AVB (GWh) / Total daily provisional stocks monitoring in AVB (GWh)



## Seguimiento provisional de existencias durante el periodo seleccionado (GWh) / Provisional stocks monitoring during the selected period (GWh)

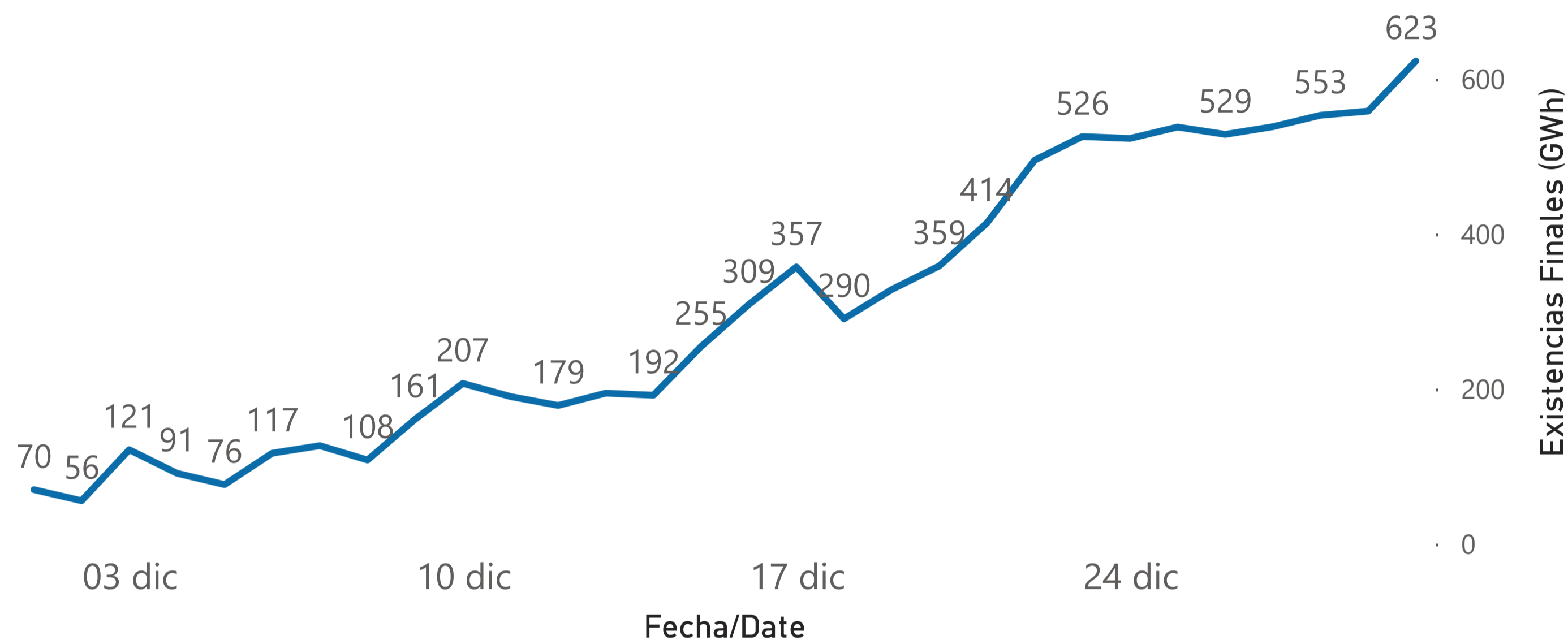


Fecha de Gas / Gas Date	Desbalance en AVB	Mermas	OBA	Total
01/12/2023	0	0	370	<b>370</b>
02/12/2023	0	0	359	<b>359</b>
03/12/2023	0	0	349	<b>349</b>
04/12/2023	0	0	350	<b>350</b>
05/12/2023	0	0	371	<b>371</b>
06/12/2023	0	0	326	<b>326</b>
07/12/2023	0	0	336	<b>336</b>
08/12/2023	0	0	334	<b>334</b>
09/12/2023	0	0	282	<b>282</b>
10/12/2023	0	0	241	<b>241</b>
11/12/2023	0	0	250	<b>250</b>
12/12/2023	0	0	247	<b>247</b>
13/12/2023	0	0	235	<b>235</b>
14/12/2023	0	0	237	<b>237</b>
15/12/2023	0	0	183	<b>183</b>
16/12/2023	0	0	138	<b>138</b>
17/12/2023	0	0	93	<b>93</b>
18/12/2023	0	0	114	<b>114</b>
19/12/2023	0	0	93	<b>93</b>
20/12/2023	0	0	66	<b>66</b>
21/12/2023	0	0	31	<b>31</b>
22/12/2023	0	0	-25	<b>-25</b>
23/12/2023	0	0	-71	<b>-71</b>
24/12/2023	0	0	-97	<b>-97</b>
25/12/2023	0	0	-116	<b>-116</b>
26/12/2023	0	0	-97	<b>-97</b>
27/12/2023	0	0	-106	<b>-106</b>
28/12/2023	0	0	-106	<b>-106</b>
29/12/2023	0	0	-118	<b>-118</b>
30/12/2023	0	0	-178	<b>-178</b>
31/12/2023	0	0	-249	<b>-249</b>

# Evolución Cuentas GTS en TVB 2023. GTS Accounts evolution in TVB 2023

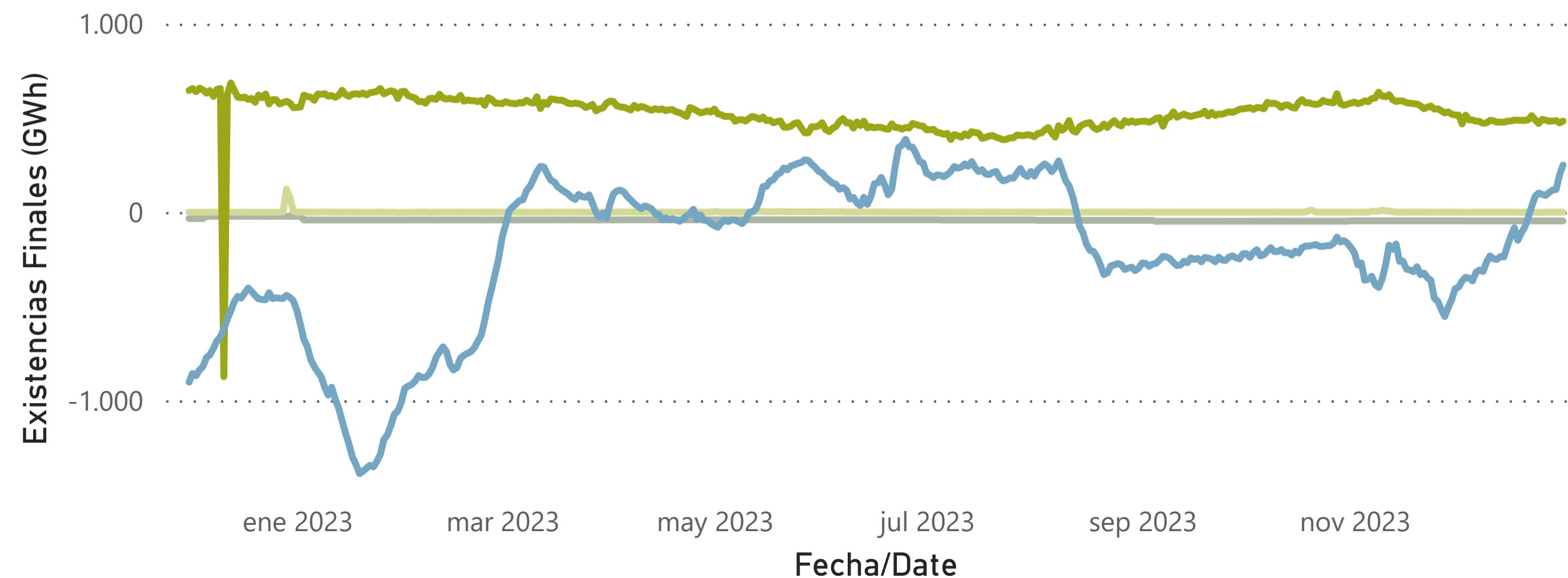


## Total existencias cuentas GTS diario provisional en TVB (GWh) / Total daily provisional stocks monitoring in TVB (GWh)



## Seguimiento provisional de existencias durante el periodo seleccionado (GWh) / Provisional stocks monitoring during the selected period (GWh)

Tipo de Balance ● Correcciones en TVB ● Desbalance en TVB ● Mermas ● OBA

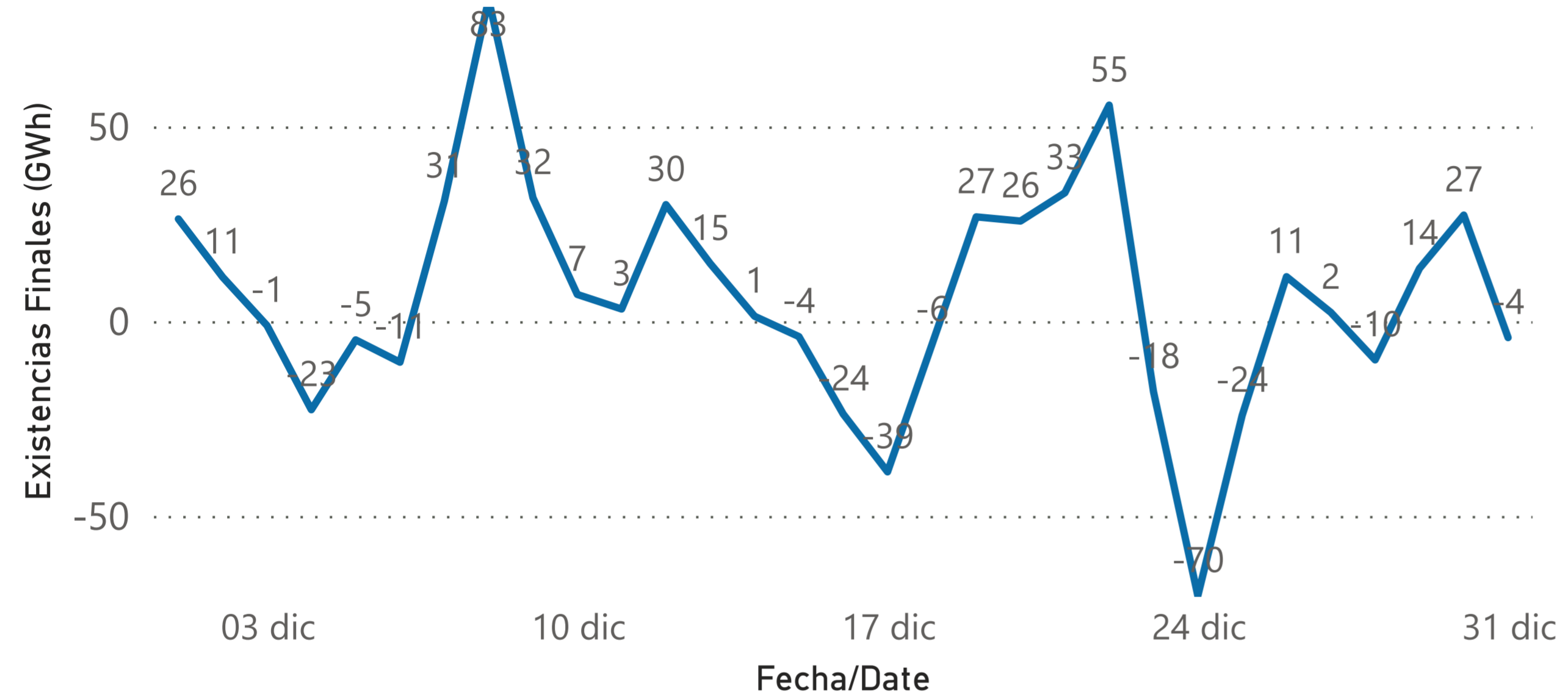


Fecha de Gas / Gas Date	Correcciones en TVB	Desbalance en TVB	Mermas	OBA	Total
01/12/2023	-46	-1	515	-398	<b>70</b>
02/12/2023	-46	-1	468	-365	<b>56</b>
03/12/2023	-46	-1	515	-346	<b>121</b>
04/12/2023	-47	-1	490	-350	<b>91</b>
05/12/2023	-47	0	489	-365	<b>76</b>
06/12/2023	-47	0	483	-319	<b>117</b>
07/12/2023	-47	0	481	-307	<b>127</b>
08/12/2023	-47	0	471	-316	<b>108</b>
09/12/2023	-47	0	473	-265	<b>161</b>
10/12/2023	-47	0	487	-233	<b>207</b>
11/12/2023	-47	0	485	-248	<b>190</b>
12/12/2023	-47	0	477	-252	<b>179</b>
13/12/2023	-47	0	478	-236	<b>194</b>
14/12/2023	-47	0	477	-238	<b>192</b>
15/12/2023	-47	0	483	-181	<b>255</b>
16/12/2023	-47	0	484	-128	<b>309</b>
17/12/2023	-47	0	488	-83	<b>357</b>
18/12/2023	-47	-1	488	-149	<b>290</b>
19/12/2023	-47	-1	487	-111	<b>328</b>
20/12/2023	-47	-1	487	-80	<b>359</b>
21/12/2023	-47	0	490	-28	<b>414</b>
22/12/2023	-47	-1	512	31	<b>495</b>
23/12/2023	-47	-1	490	84	<b>526</b>
24/12/2023	-47	-1	470	101	<b>523</b>
25/12/2023	-47	-1	493	94	<b>538</b>
26/12/2023	-47	0	488	88	<b>529</b>
27/12/2023	-47	0	482	104	<b>538</b>
28/12/2023	-47	0	484	117	<b>553</b>
29/12/2023	-47	0	486	120	<b>559</b>
30/12/2023	-47	0	473	197	<b>623</b>
31/12/2023	-47	0	483	250	<b>686</b>

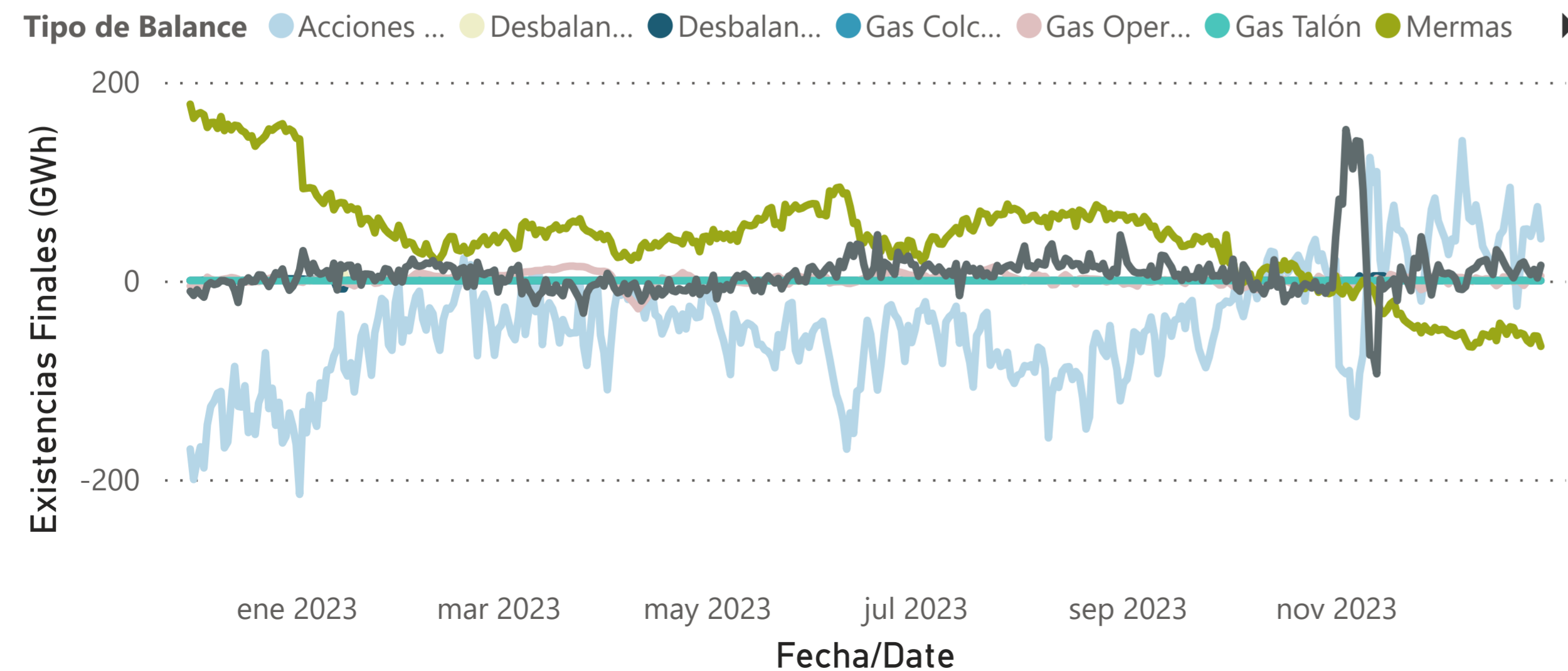


# Evolución Cuentas GTS en PVB 2023. GTS Accounts evolution in PVB 2023

## Total existencias cuentas GTS diario provisional en PVB (GWh) / Total daily provisional stocks monitoring in PVB (GWh)



## Seguimiento provisional de existencias durante el periodo seleccionado (GWh) / Provisional stocks monitoring during the selected period (GWh)



Fecha de Gas / Gas Date	Acciones de Balance	Desbalance AVB	Desbalance TVB	Gas Colchón	Gas Operación	Gas Talón	Mermas	OBA - PVB	Total
01/12/2023	60	0	0	0	0	0	-50	16	26
02/12/2023	51	0	0	0	2	0	-49	7	11
03/12/2023	42	0	0	0	0	0	-49	7	-1
04/12/2023	26	0	0	0	-3	0	-53	8	-23
05/12/2023	42	0	0	0	1	0	-54	6	-5
06/12/2023	40	0	0	0	3	0	-56	2	-11
07/12/2023	90	0	0	0	3	0	-54	-8	31
08/12/2023	141	0	0	0	3	0	-52	-9	83
09/12/2023	96	0	0	0	1	0	-60	-6	32
10/12/2023	63	0	0	0	2	0	-66	9	7
11/12/2023	60	0	0	0	-1	0	-67	11	3
12/12/2023	76	0	0	0	3	0	-62	13	30
13/12/2023	58	0	0	0	1	0	-63	18	15
14/12/2023	34	0	0	0	1	0	-54	20	1
15/12/2023	28	0	0	0	2	0	-55	21	-4
16/12/2023	20	0	0	0	1	0	-57	11	-24
17/12/2023	8	0	0	0	-2	0	-51	6	-39
18/12/2023	29	0	0	0	-5	0	-60	31	-6
19/12/2023	46	0	0	0	-3	0	-43	27	27
20/12/2023	50	0	0	0	4	0	-48	19	26
21/12/2023	71	0	0	0	3	0	-54	13	33
22/12/2023	94	0	0	0	0	0	-47	8	55
23/12/2023	28	0	0	0	-1	0	-47	3	-18
24/12/2023	-26	0	0	0	1	0	-55	10	-70
25/12/2023	13	0	0	0	-2	0	-53	17	-24
26/12/2023	52	0	0	0	-5	0	-54	19	11
27/12/2023	52	0	0	0	-1	0	-60	11	2
28/12/2023	45	0	0	0	3	0	-63	6	-10
29/12/2023	55	0	0	0	3	0	-56	11	14
30/12/2023	74	0	0	0	6	0	-56	3	27
31/12/2023	42	0	0	0	5	0	-66	15	-4