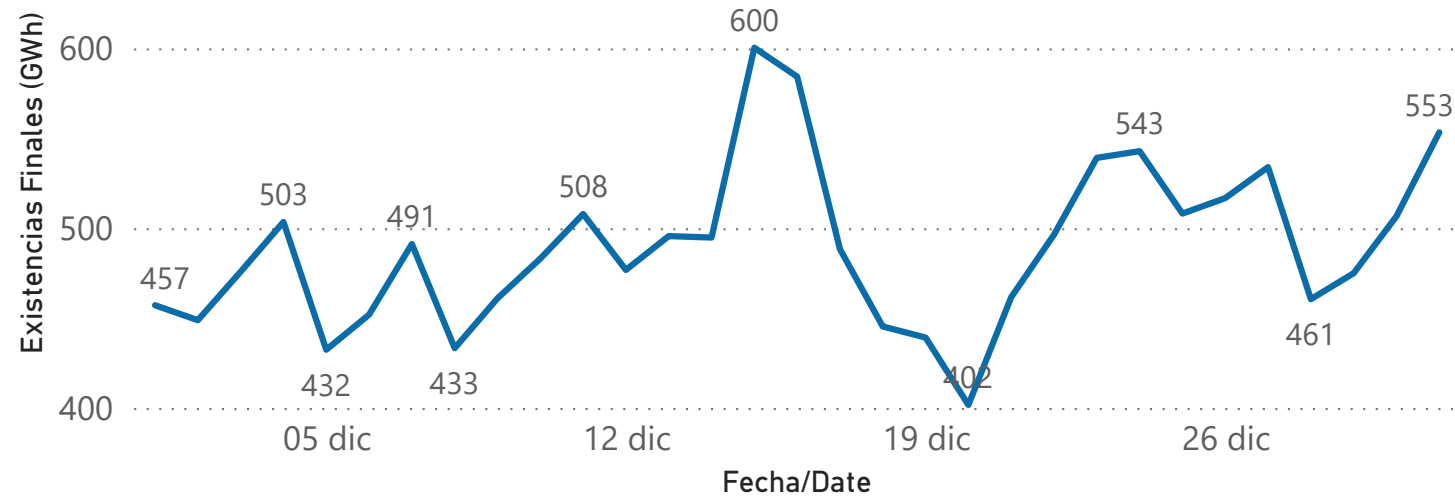




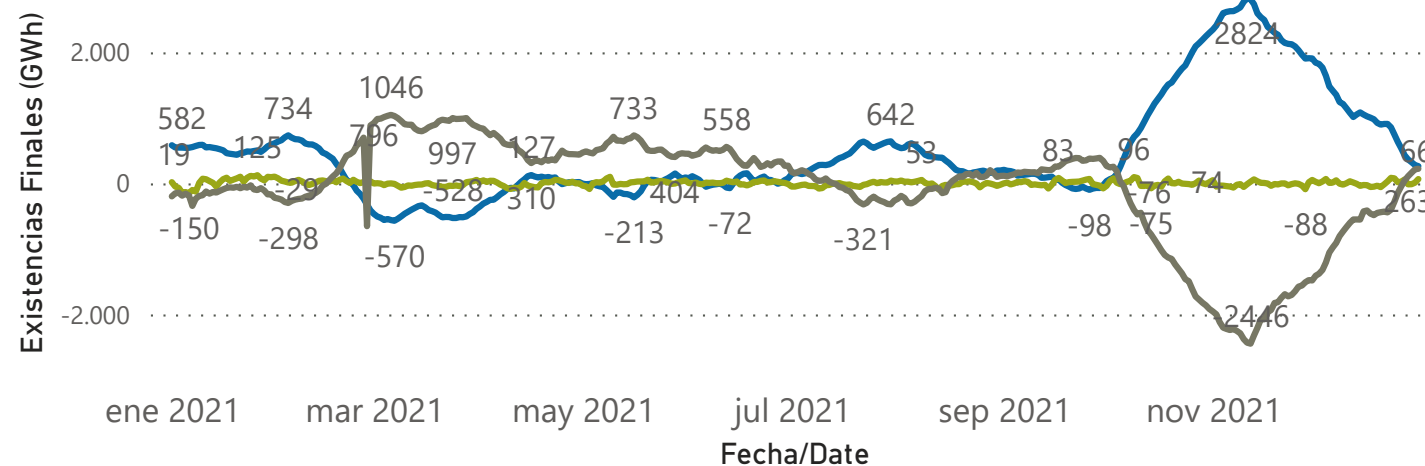
# Evolución Cuentas GTS 2021. GTS Accounts evolution 2021

Total existencias cuentas GTS diario provisional (GWh) / Total daily provisional stocks monitoring (GWh)



Seguimiento de existencias por infraestructura durante el periodo seleccionado (GWh) / Provisional stocks monitoring by infrastructure during the selected period (GWh)

Infraestructura ● AASS ● PVB ● TVB

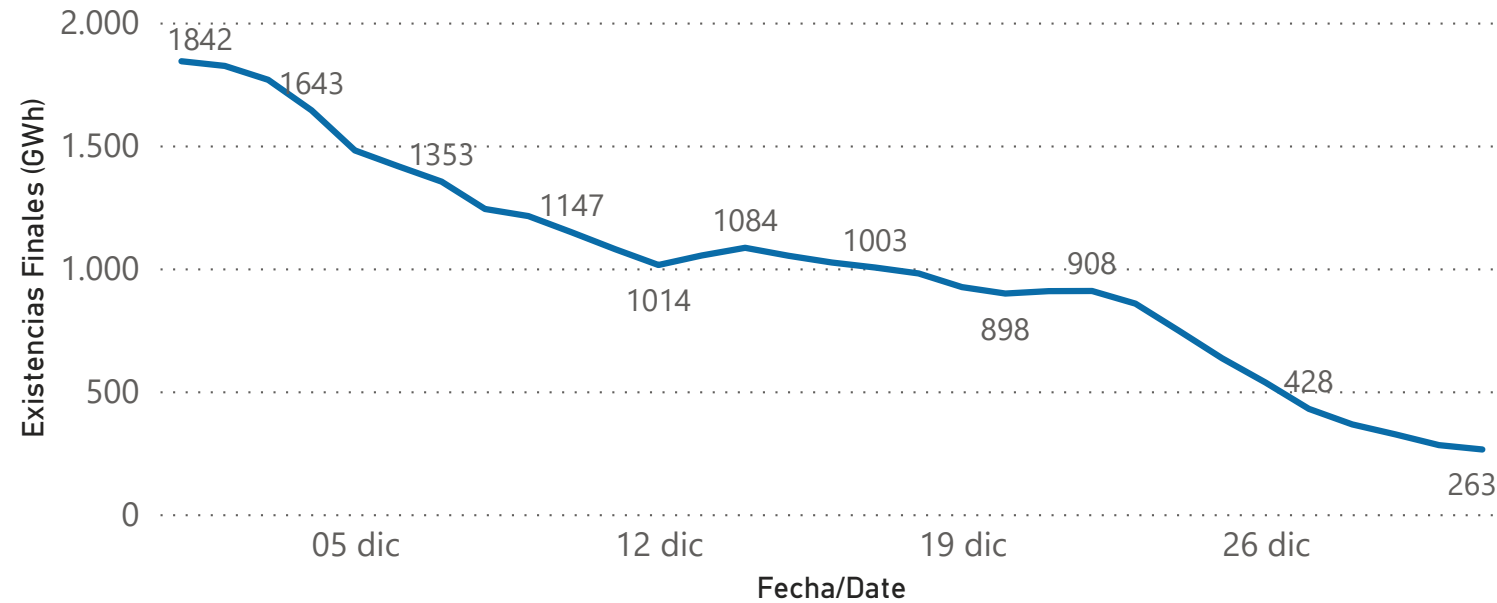


Fecha de Gas / Gas Date	AASS	PVB	TVB	Total
01/12/2021	1.842	24	-1.410	<b>457</b>
02/12/2021	1.824	3	-1.378	<b>449</b>
03/12/2021	1.767	29	-1.321	<b>476</b>
04/12/2021	1.643	68	-1.207	<b>503</b>
05/12/2021	1.480	8	-1.055	<b>432</b>
06/12/2021	1.415	14	-977	<b>452</b>
07/12/2021	1.353	47	-909	<b>491</b>
08/12/2021	1.242	-4	-804	<b>433</b>
09/12/2021	1.213	-18	-733	<b>461</b>
10/12/2021	1.147	2	-666	<b>483</b>
11/12/2021	1.078	32	-603	<b>508</b>
12/12/2021	1.014	14	-551	<b>477</b>
13/12/2021	1.052	-7	-550	<b>496</b>
14/12/2021	1.084	-37	-552	<b>495</b>
15/12/2021	1.051	-24	-426	<b>600</b>
16/12/2021	1.024	-27	-413	<b>584</b>
17/12/2021	1.003	-55	-460	<b>488</b>
18/12/2021	979	-50	-484	<b>445</b>
19/12/2021	924	-35	-450	<b>439</b>
20/12/2021	898	-57	-439	<b>402</b>
21/12/2021	907	-15	-431	<b>462</b>
22/12/2021	908	30	-442	<b>496</b>
23/12/2021	856	85	-402	<b>539</b>
24/12/2021	746	77	-281	<b>543</b>
25/12/2021	634	18	-144	<b>508</b>
26/12/2021	536	26	-45	<b>517</b>
27/12/2021	428	60	45	<b>534</b>
28/12/2021	365	-14	109	<b>461</b>
29/12/2021	324	-12	162	<b>475</b>
30/12/2021	281	11	215	<b>507</b>
31/12/2021	263	66	224	<b>553</b>

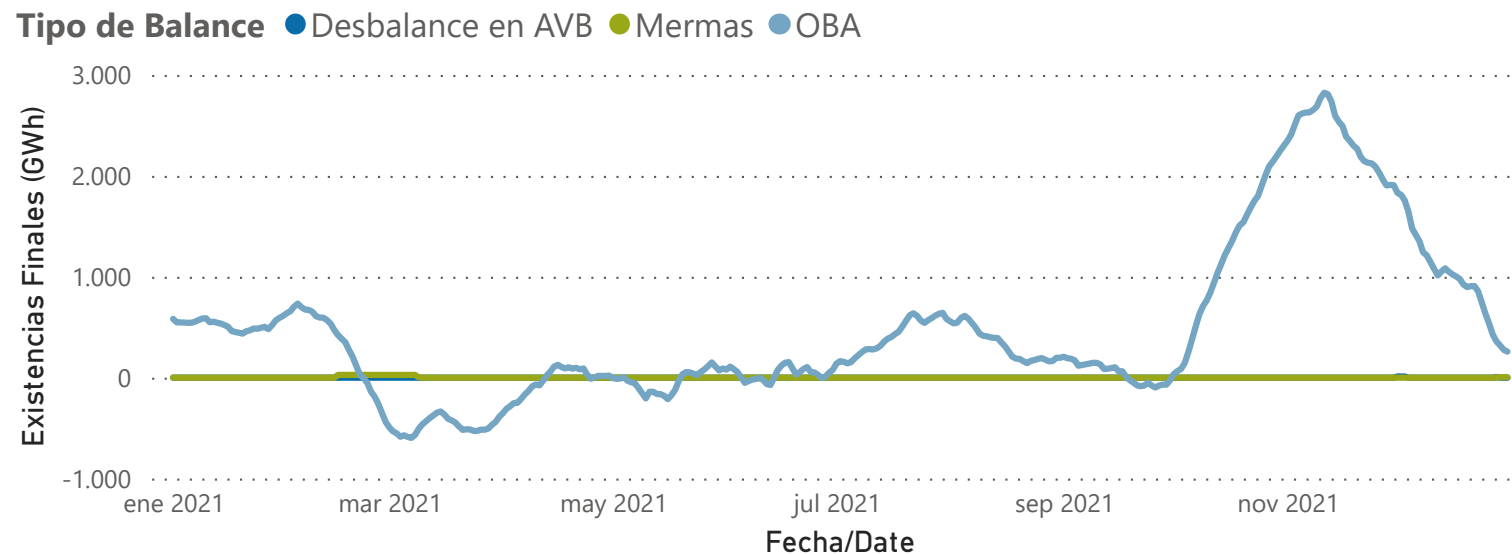


# Evolución Cuentas GTS en AVB 2021. GTS Accounts evolution in AVB 2021

**Total existencias cuentas GTS diario provisional en AASS (GWh) / Total daily provisional stocks monitoring in AASS (GWh)**



**Seguimiento provisional de existencias durante el periodo seleccionado (GWh) / Provisional stocks monitoring during the selected period (GWh)**

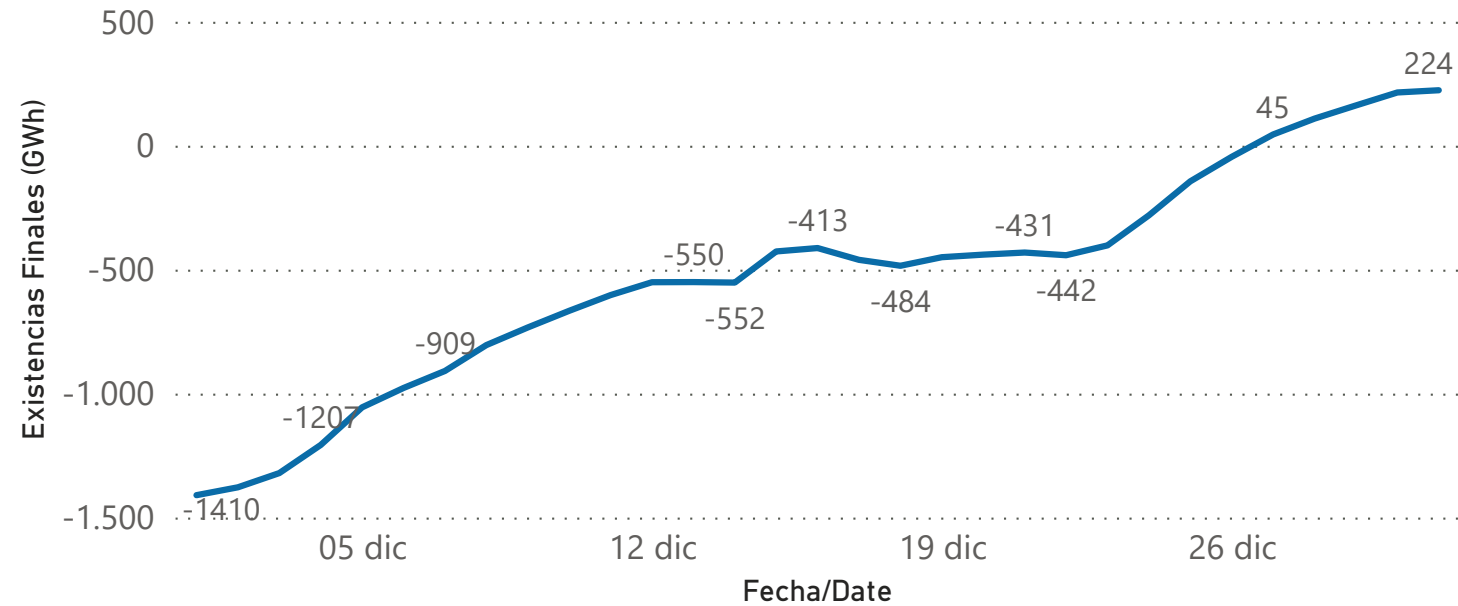


Fecha de Gas / Gas Date	Desbalance en AVB	Mermas	OBA	Total
01/12/2021	11	0	1.831	<b>1.842</b>
02/12/2021	11	0	1.812	<b>1.824</b>
03/12/2021	11	0	1.756	<b>1.767</b>
04/12/2021	0	0	1.643	<b>1.643</b>
05/12/2021	0	0	1.480	<b>1.480</b>
06/12/2021	0	0	1.415	<b>1.415</b>
07/12/2021	0	0	1.353	<b>1.353</b>
08/12/2021	0	0	1.242	<b>1.242</b>
09/12/2021	0	0	1.213	<b>1.213</b>
10/12/2021	0	0	1.147	<b>1.147</b>
11/12/2021	0	0	1.078	<b>1.078</b>
12/12/2021	0	0	1.014	<b>1.014</b>
13/12/2021	0	0	1.052	<b>1.052</b>
14/12/2021	0	0	1.084	<b>1.084</b>
15/12/2021	0	0	1.051	<b>1.051</b>
16/12/2021	0	0	1.024	<b>1.024</b>
17/12/2021	0	0	1.003	<b>1.003</b>
18/12/2021	0	0	979	<b>979</b>
19/12/2021	0	0	924	<b>924</b>
20/12/2021	0	0	898	<b>898</b>
21/12/2021	0	0	907	<b>907</b>
22/12/2021	0	0	908	<b>908</b>
23/12/2021	0	0	856	<b>856</b>
24/12/2021	0	0	746	<b>746</b>
25/12/2021	0	0	634	<b>634</b>
26/12/2021	0	0	536	<b>536</b>
27/12/2021	0	0	428	<b>428</b>
28/12/2021	5	0	360	<b>365</b>
29/12/2021	0	5	319	<b>324</b>
30/12/2021	0	5	276	<b>281</b>
31/12/2021	0	5	258	<b>263</b>

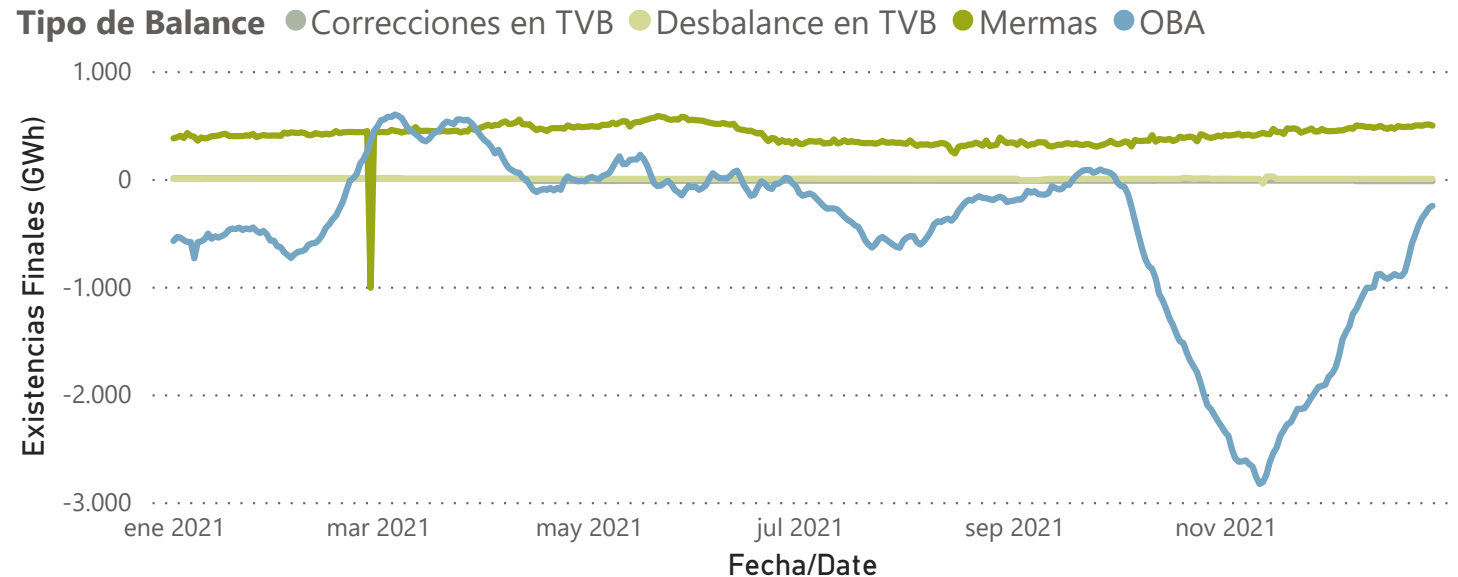


# Evolución Cuentas GTS en TVB 2021. GTS Accounts evolution in TVB 2021

## Total existencias cuentas GTS diario provisional en PVB (GWh) / Total daily provisional stocks monitoring in TVB (GWh)



## Seguimiento provisional de existencias durante el periodo seleccionado (GWh) / Provisional stocks monitoring during the selected period (GWh)

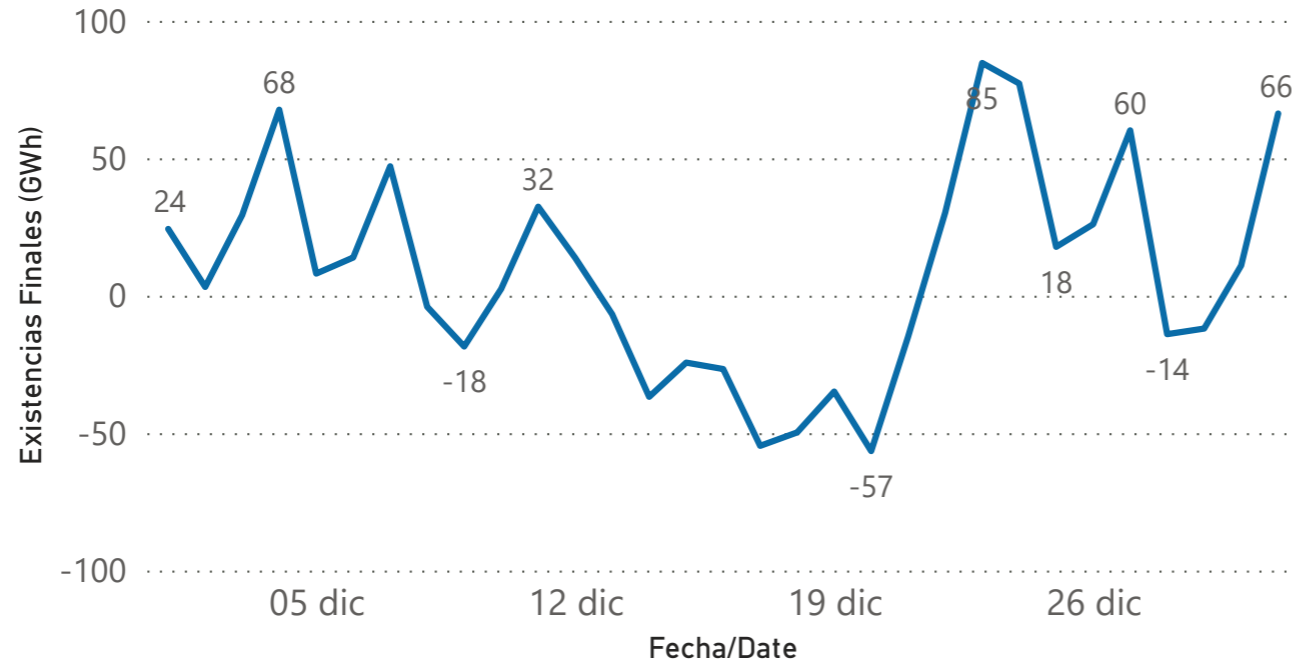


Fecha de Gas / Gas Date	Correcciones en TVB	Desbalance en TVB	Mermas	OBA	Total
01/12/2021	-16	0	443	-1.836	<b>-1.410</b>
02/12/2021	-16	0	444	-1.805	<b>-1.378</b>
03/12/2021	-16	0	444	-1.748	<b>-1.321</b>
04/12/2021	-16	0	449	-1.640	<b>-1.207</b>
05/12/2021	-16	0	450	-1.489	<b>-1.055</b>
06/12/2021	-16	0	462	-1.422	<b>-977</b>
07/12/2021	-16	0	472	-1.364	<b>-909</b>
08/12/2021	-16	0	465	-1.252	<b>-804</b>
09/12/2021	-21	0	496	-1.208	<b>-733</b>
10/12/2021	-21	0	492	-1.137	<b>-666</b>
11/12/2021	-21	0	488	-1.070	<b>-603</b>
12/12/2021	-21	0	480	-1.010	<b>-551</b>
13/12/2021	-21	0	483	-1.012	<b>-550</b>
14/12/2021	-21	0	473	-1.004	<b>-552</b>
15/12/2021	-21	0	481	-886	<b>-426</b>
16/12/2021	-21	0	492	-883	<b>-413</b>
17/12/2021	-21	0	473	-913	<b>-460</b>
18/12/2021	-21	0	464	-927	<b>-484</b>
19/12/2021	-21	0	480	-908	<b>-450</b>
20/12/2021	-21	0	465	-883	<b>-439</b>
21/12/2021	-21	0	490	-900	<b>-431</b>
22/12/2021	-21	-1	483	-903	<b>-442</b>
23/12/2021	-21	0	481	-862	<b>-402</b>
24/12/2021	-21	0	485	-744	<b>-281</b>
25/12/2021	-21	0	483	-605	<b>-144</b>
26/12/2021	-21	0	495	-519	<b>-45</b>
27/12/2021	-21	0	496	-429	<b>45</b>
28/12/2021	-21	0	493	-363	<b>109</b>
29/12/2021	-21	0	503	-319	<b>162</b>
30/12/2021	-21	0	505	-270	<b>215</b>
31/12/2021	-21	0	494	-250	<b>224</b>



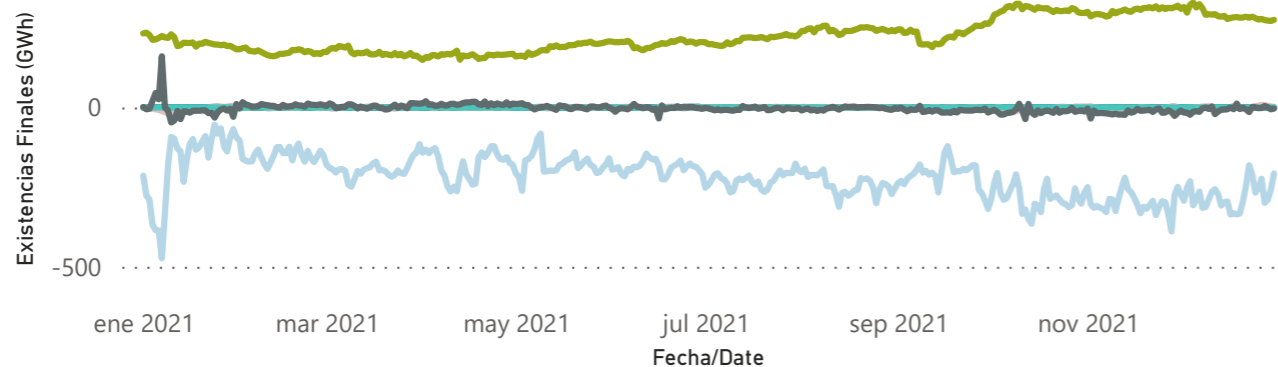
# Evolución Cuentas GTS en PVB 2021. GTS Accounts evolution in PVB 2021

## Total existencias cuentas GTS diario provisional en PVB (GWh) / Total daily provisional stocks monitoring in PVB (GWh)



## Seguimiento provisional de existencias durante el periodo seleccionado (GWh) / Provisional stocks monitoring during the selected period (GWh)

Tipo de Balance ● Acciones ... ● Desbalan... ● Desbalan... ● Gas Colc... ● Gas Oper... ● Gas Talón ● Mermas ▶



Fecha de Gas / Gas Date	Acciones de Balance	Desbalance AVB	Desbalance TVB	Gas Colchón	Gas Operación	Gas Talón	Mermas	OBA - PVB	Total
01/12/2021	-274	0	0	0	-2	0	310	-9	24
02/12/2021	-293	0	0	0	-3	0	315	-16	3
03/12/2021	-251	0	0	0	-1	0	297	-16	29
04/12/2021	-232	0	0	0	-1	0	323	-23	68
05/12/2021	-307	0	0	0	-1	0	329	-13	8
06/12/2021	-289	0	0	0	0	0	314	-12	14
07/12/2021	-264	0	0	0	1	0	324	-14	47
08/12/2021	-316	0	0	0	3	0	311	-3	-4
09/12/2021	-312	0	0	0	3	0	291	0	-18
10/12/2021	-288	0	0	0	4	0	292	-5	2
11/12/2021	-265	0	0	0	2	0	292	3	32
12/12/2021	-256	0	0	0	-2	0	293	-21	14
13/12/2021	-272	0	0	0	-8	0	286	-13	-7
14/12/2021	-308	0	0	0	-7	0	285	-7	-37
15/12/2021	-298	0	0	0	-7	0	287	-6	-24
16/12/2021	-295	0	0	0	-4	0	277	-6	-27
17/12/2021	-336	0	0	0	0	0	281	0	-55
18/12/2021	-332	0	0	0	5	0	283	-6	-50
19/12/2021	-336	0	0	0	5	0	284	12	-35
20/12/2021	-333	0	0	0	0	0	282	-5	-57
21/12/2021	-294	0	0	0	-2	0	282	-1	-15
22/12/2021	-245	0	0	0	-3	0	285	-6	30
23/12/2021	-181	0	0	0	-1	0	282	-15	85
24/12/2021	-211	0	0	0	2	0	285	2	77
25/12/2021	-267	0	0	0	4	0	280	0	18
26/12/2021	-253	0	0	0	6	0	276	-2	26
27/12/2021	-224	0	0	0	8	0	278	-2	60
28/12/2021	-299	0	0	0	7	0	274	4	-14
29/12/2021	-290	0	0	0	5	0	272	0	-12
30/12/2021	-258	0	0	0	3	0	272	-6	11
31/12/2021	-207	0	0	0	2	0	275	-3	66