



**Informe de Seguimiento de
cuentas GTS / GTS Accounts
Tracking Report**

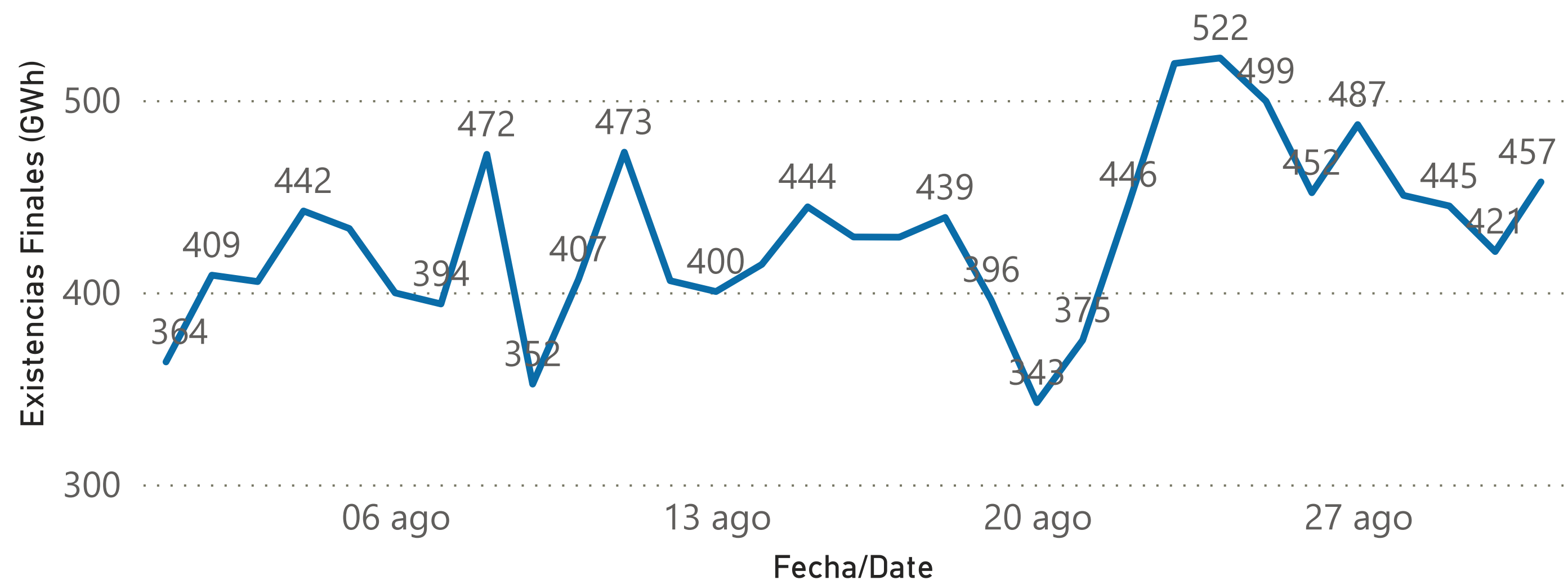
06/09/2023



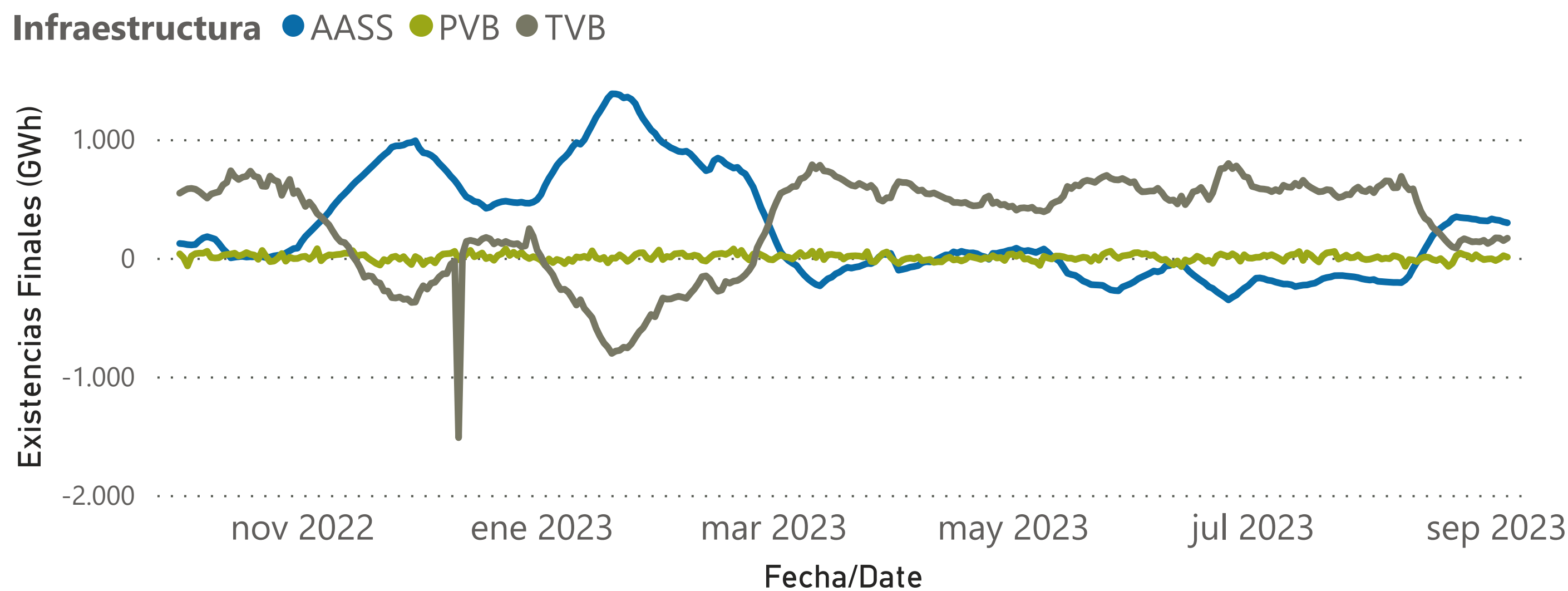


Evolución Cuentas GTS 2023. GTS Accounts evolution 2023

Total existencias cuentas GTS diario provisional (GWh) / Total daily provisional stocks monitoring (GWh)



Seguimiento de existencias por infraestructura durante el periodo seleccionado (GWh) / Provisional stocks monitoring by infrastructure during the selected period (GWh)

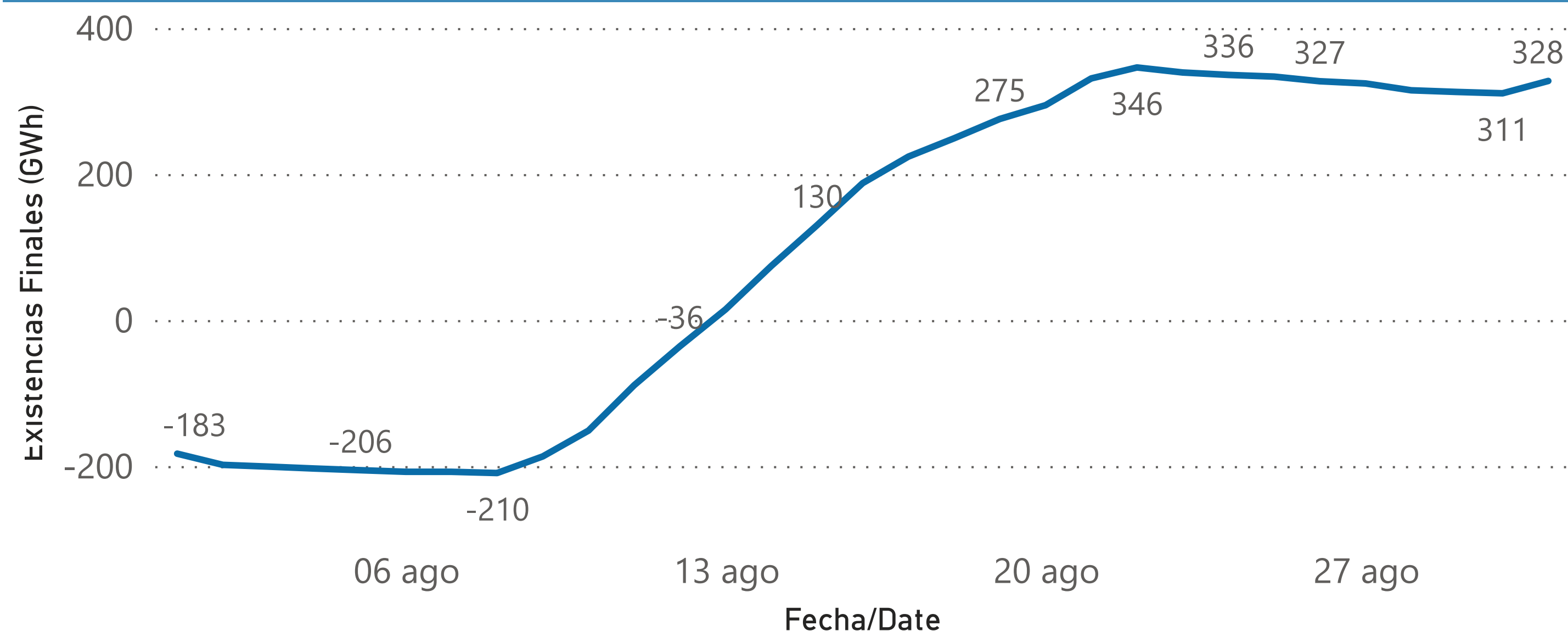


Fecha de Gas / Gas Date	AASS	PVB	TVB	Total
01/08/2023	-183	-2	549	364
02/08/2023	-198	9	598	409
03/08/2023	-201	-10	617	406
04/08/2023	-203	-3	649	442
05/08/2023	-206	-8	647	433
06/08/2023	-208	17	590	400
07/08/2023	-208	10	591	394
08/08/2023	-210	-5	687	472
09/08/2023	-187	-73	611	352
10/08/2023	-151	-15	573	407
11/08/2023	-89	-19	581	473
12/08/2023	-36	-32	474	406
13/08/2023	15	-5	390	400
14/08/2023	74	7	333	414
15/08/2023	130	4	311	444
16/08/2023	188	-15	256	429
17/08/2023	224	-23	228	429
18/08/2023	249	-7	197	439
19/08/2023	275	-37	157	396
20/08/2023	294	-73	121	343
21/08/2023	331	-47	91	375
22/08/2023	346	18	82	446
23/08/2023	339	39	141	519
24/08/2023	336	25	161	522
25/08/2023	334	17	148	499
26/08/2023	327	-10	134	452
27/08/2023	324	26	137	487
28/08/2023	315	2	134	450
29/08/2023	312	-15	148	445
30/08/2023	311	-10	121	421
31/08/2023	328	-8	138	457

Evolución Cuentas GTS en AVB 2023. GTS Accounts evolution in AVB 2023

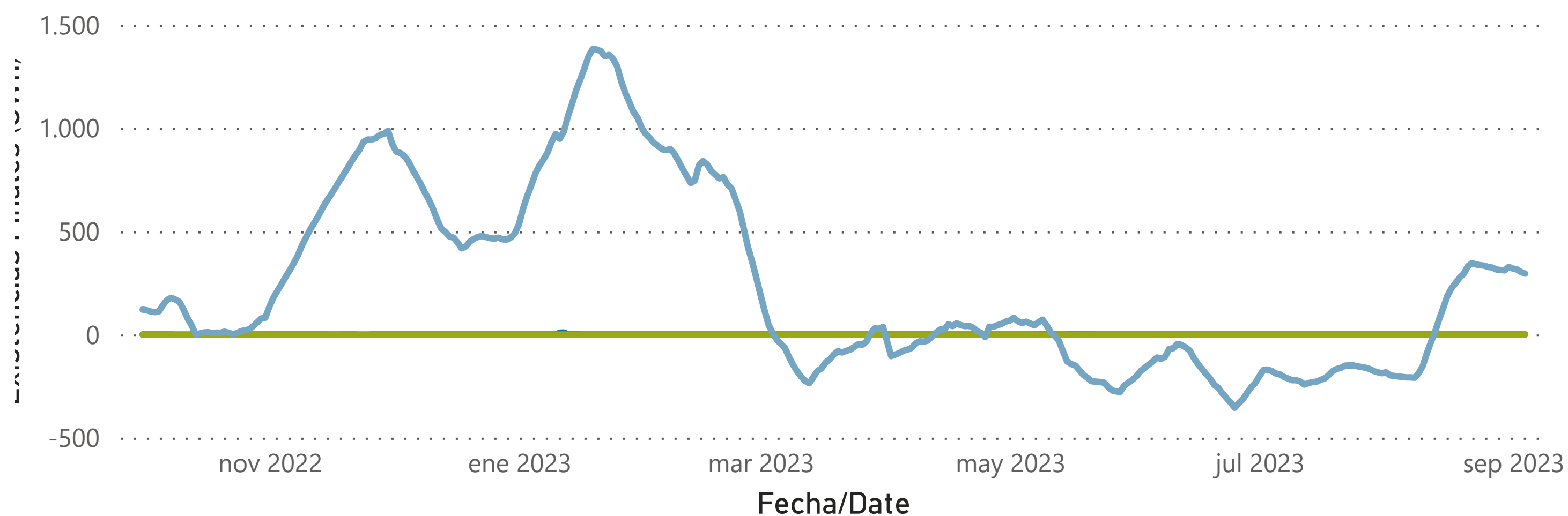


Total existencias cuentas GTS diario provisional en AVB (GWh) / Total daily provisional stocks monitoring in AVB (GWh)



Seguimiento provisional de existencias durante el periodo seleccionado (GWh) / Provisional stocks monitoring during the selected period (GWh)

tipo de Balance ● Desbalance en AVB ● Mermas ● OBA

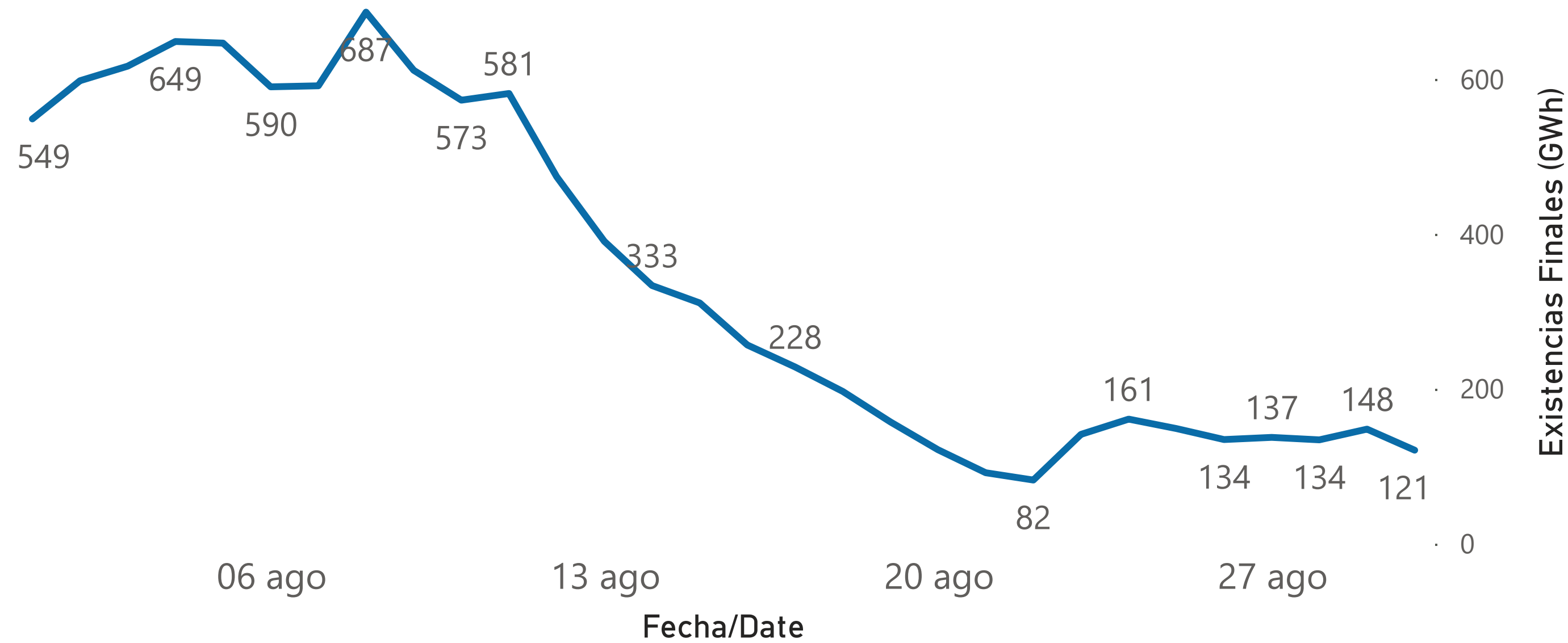


Fecha de Gas / Gas Date	Desbalance en AVB	Mermas	OBA	Total
01/08/2023	0	0	-183	-183
02/08/2023	0	0	-198	-198
03/08/2023	0	0	-201	-201
04/08/2023	0	0	-203	-203
05/08/2023	0	0	-206	-206
06/08/2023	0	0	-208	-208
07/08/2023	0	0	-208	-208
08/08/2023	0	0	-210	-210
09/08/2023	0	0	-187	-187
10/08/2023	0	0	-151	-151
11/08/2023	0	0	-89	-89
12/08/2023	0	0	-36	-36
13/08/2023	0	0	15	15
14/08/2023	0	0	74	74
15/08/2023	0	0	130	130
16/08/2023	0	0	188	188
17/08/2023	0	0	224	224
18/08/2023	0	0	249	249
19/08/2023	0	0	275	275
20/08/2023	0	0	294	294
21/08/2023	0	0	331	331
22/08/2023	0	0	346	346
23/08/2023	0	0	339	339
24/08/2023	0	0	336	336
25/08/2023	0	0	334	334
26/08/2023	0	0	327	327
27/08/2023	0	0	324	324
28/08/2023	0	0	315	315
29/08/2023	0	0	312	312
30/08/2023	0	0	311	311
31/08/2023	0	0	328	328

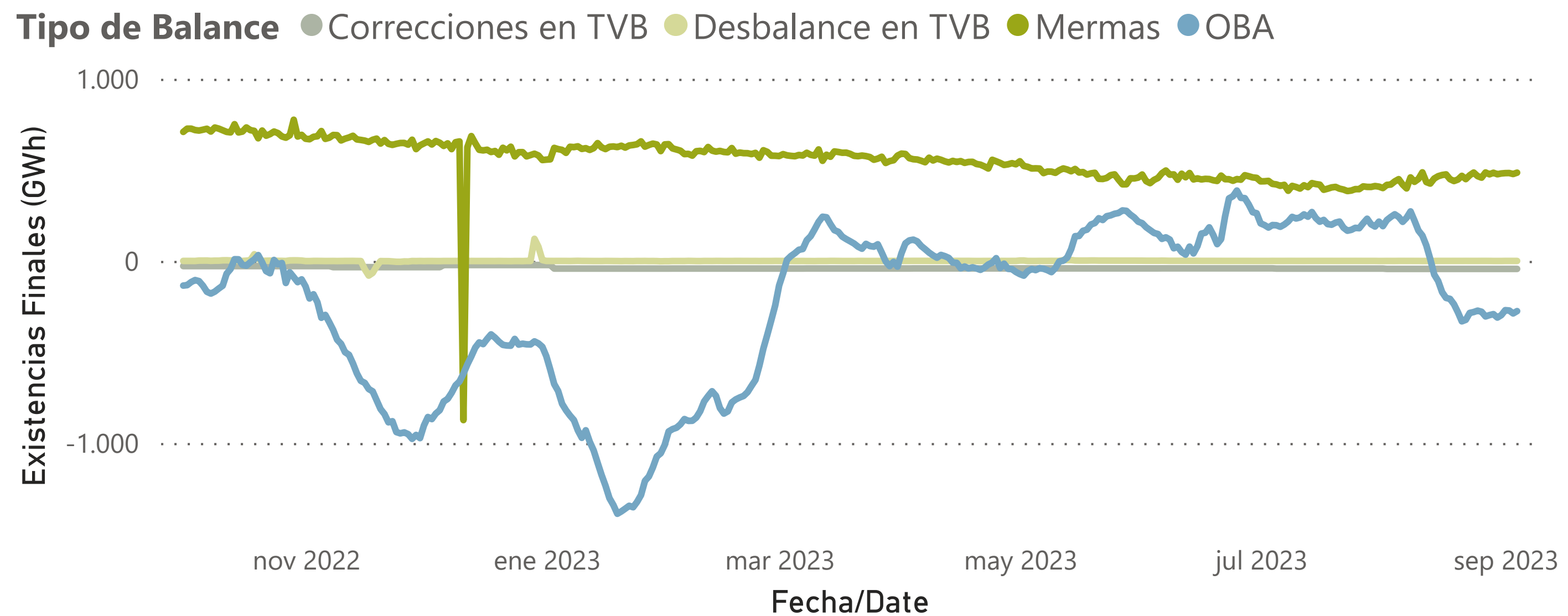
Evolución Cuentas GTS en TVB 2023. GTS Accounts evolution in TVB 2023



Total existencias cuentas GTS diario provisional en TVB (GWh) / Total daily provisional stocks monitoring in TVB (GWh)



Seguimiento provisional de existencias durante el periodo seleccionado (GWh) / Provisional stocks monitoring during the selected period (GWh)



Fecha de Gas / Gas Date	Correcciones en TVB	Desbalance en TVB	Mermas	OBA	Total
01/08/2023	-42	0	400	191	549
02/08/2023	-44	0	418	224	598
03/08/2023	-44	0	419	242	617
04/08/2023	-44	0	437	256	649
05/08/2023	-44	0	449	241	647
06/08/2023	-44	0	419	214	590
07/08/2023	-44	0	398	237	591
08/08/2023	-44	0	459	272	687
09/08/2023	-44	0	434	221	611
10/08/2023	-44	0	450	167	573
11/08/2023	-44	0	486	139	581
12/08/2023	-44	0	433	85	474
13/08/2023	-44	0	425	10	390
14/08/2023	-44	0	453	-75	333
15/08/2023	-44	0	465	-110	311
16/08/2023	-44	0	472	-171	256
17/08/2023	-44	0	475	-203	228
18/08/2023	-44	0	449	-208	197
19/08/2023	-44	0	439	-238	157
20/08/2023	-44	0	447	-282	121
21/08/2023	-44	0	467	-332	91
22/08/2023	-44	0	449	-323	82
23/08/2023	-44	0	470	-286	141
24/08/2023	-44	0	485	-281	161
25/08/2023	-44	0	465	-273	148
26/08/2023	-44	0	457	-279	134
27/08/2023	-44	0	486	-305	137
28/08/2023	-44	0	475	-298	134
29/08/2023	-44	0	484	-292	148
30/08/2023	-44	0	476	-311	121
31/08/2023	-44	0	480	-298	138

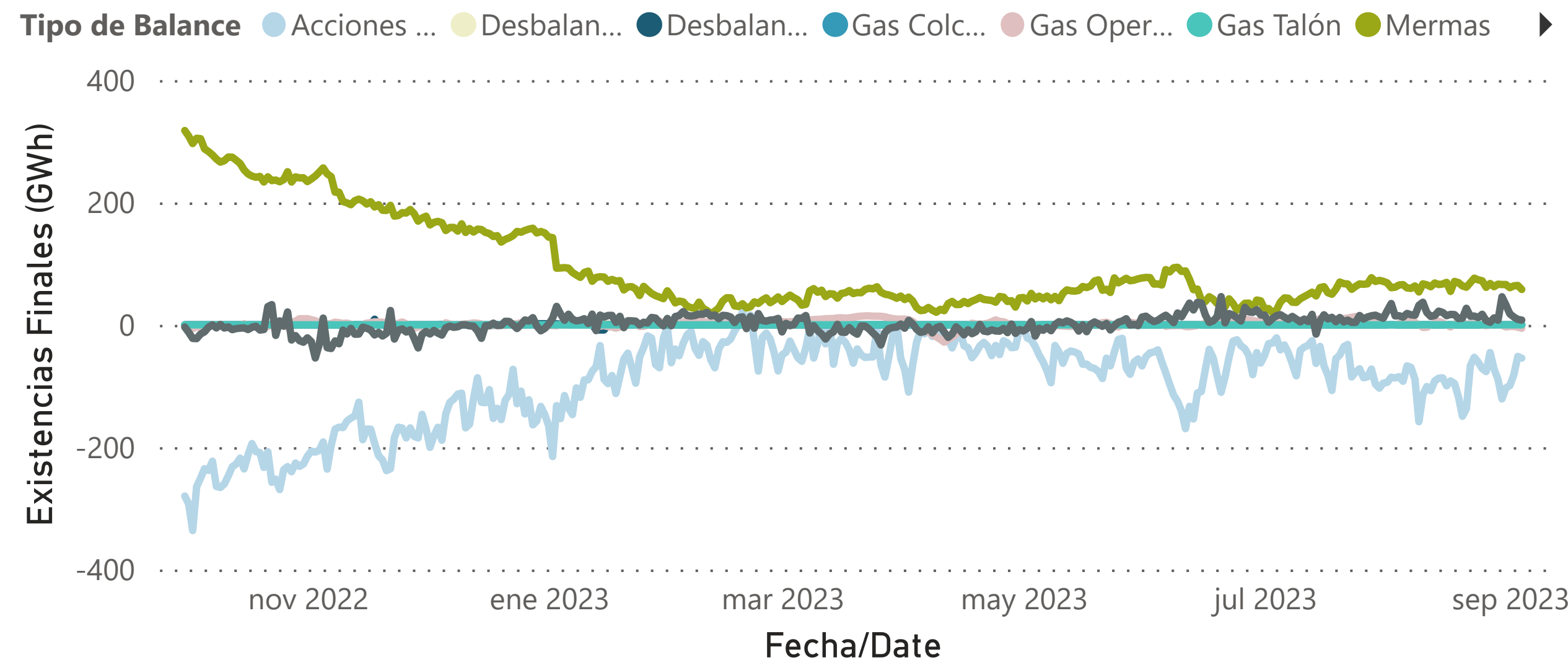


Evolución Cuentas GTS en PVB 2023. GTS Accounts evolution in PVB 2023

Total existencias cuentas GTS diario provisional en PVB (GWh) / Total daily provisional stocks monitoring in PVB (GWh)



Seguimiento provisional de existencias durante el periodo seleccionado (GWh) / Provisional stocks monitoring during the selected period (GWh)



Fecha de Gas / Gas Date	Acciones de Balance	Desbalance AVB	Desbalance TVB	Gas Colchón	Gas Operación	Gas Talón	Mermas	OBA - PVB	Total
01/08/2023	-94	0	0	0	0	0	69	23	-2
02/08/2023	-86	0	0	0	-1	0	61	35	9
03/08/2023	-87	0	0	0	0	0	62	15	-10
04/08/2023	-85	0	0	0	2	0	65	15	-3
05/08/2023	-92	0	0	0	6	0	66	13	-8
06/08/2023	-67	0	0	0	6	0	60	19	17
07/08/2023	-70	0	0	0	4	0	60	16	10
08/08/2023	-89	0	0	0	4	0	64	16	-5
09/08/2023	-158	0	0	0	0	0	54	32	-73
10/08/2023	-114	0	0	0	-4	0	67	37	-15
11/08/2023	-101	0	0	0	-4	0	65	20	-19
12/08/2023	-108	0	0	0	0	0	62	14	-32
13/08/2023	-92	0	0	0	3	0	68	15	-5
14/08/2023	-87	0	0	0	6	0	66	22	7
15/08/2023	-87	0	0	0	3	0	67	20	4
16/08/2023	-100	0	0	0	0	0	69	15	-15
17/08/2023	-92	0	0	0	-3	0	55	17	-23
18/08/2023	-96	0	0	0	2	0	71	17	-7
19/08/2023	-118	0	0	0	2	0	69	10	-37
20/08/2023	-149	0	0	0	2	0	64	11	-73
21/08/2023	-137	0	0	0	2	0	62	27	-47
22/08/2023	-67	0	0	0	2	0	69	14	18
23/08/2023	-53	0	0	0	1	0	76	14	39
24/08/2023	-61	0	0	0	1	0	74	12	25
25/08/2023	-72	0	0	0	0	0	72	17	17
26/08/2023	-76	0	0	0	-1	0	61	7	-10
27/08/2023	-45	0	0	0	0	0	68	4	26
28/08/2023	-72	0	0	0	0	0	62	11	2
29/08/2023	-89	0	0	0	0	0	67	8	-15
30/08/2023	-121	0	0	0	-1	0	66	46	-10
31/08/2023	-103	0	0	0	-4	0	66	33	-8