

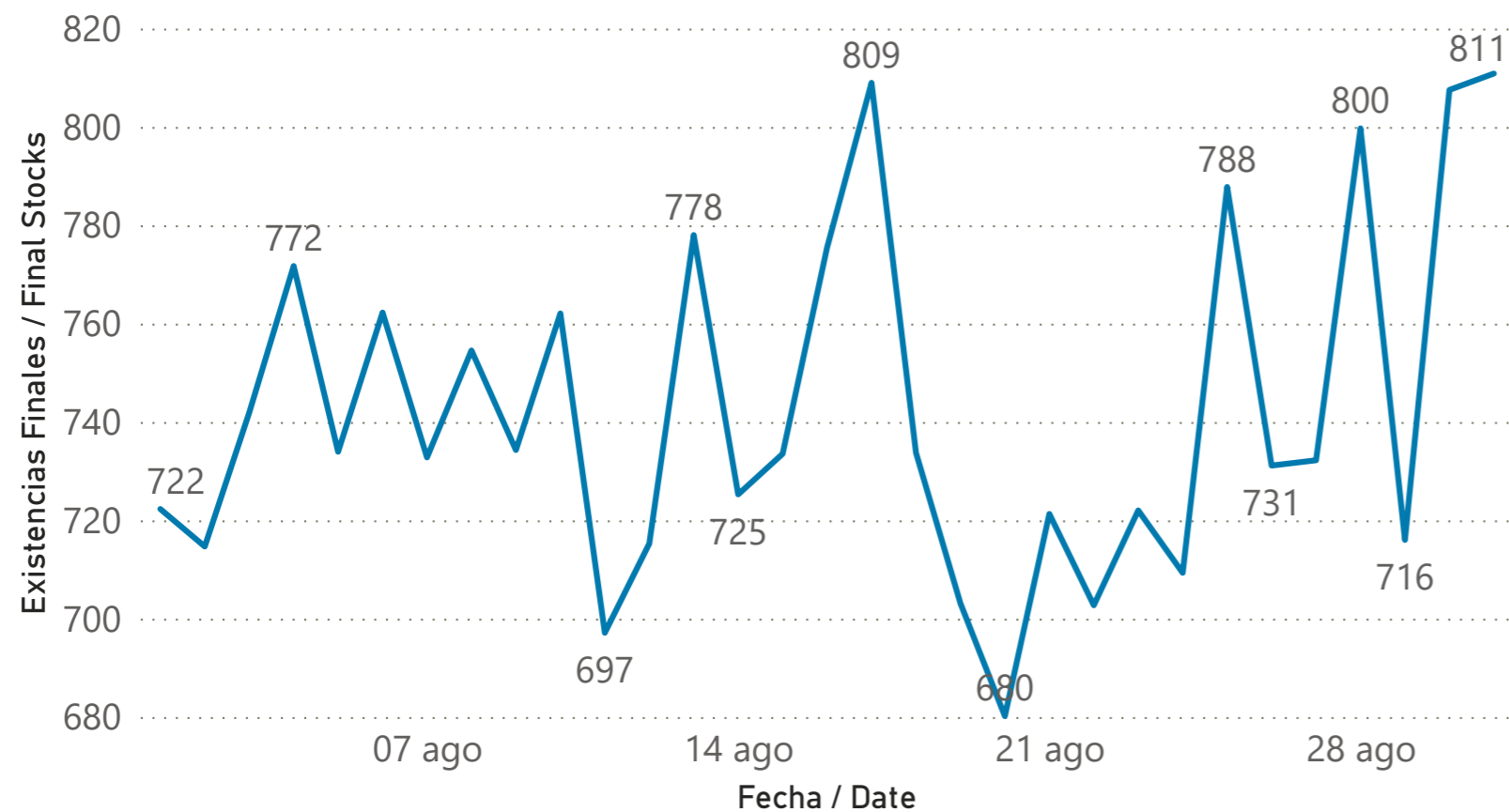


Informe de Seguimiento de cuentas GTS / GTS Accounts Tracking Report

05/09/2022

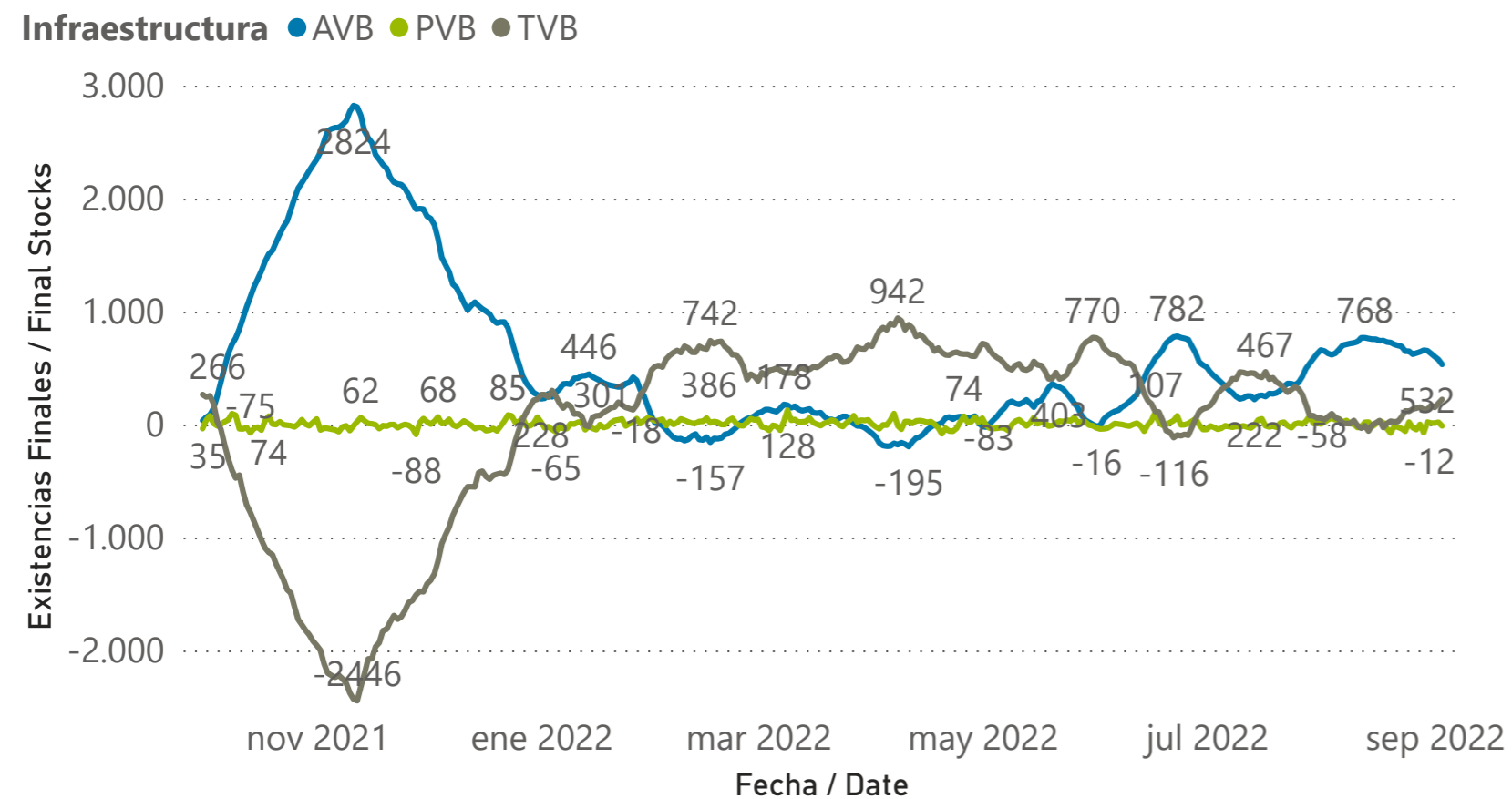


Total existencias cuentas GTS diario provisional / Total daily provisional stocks monitoring



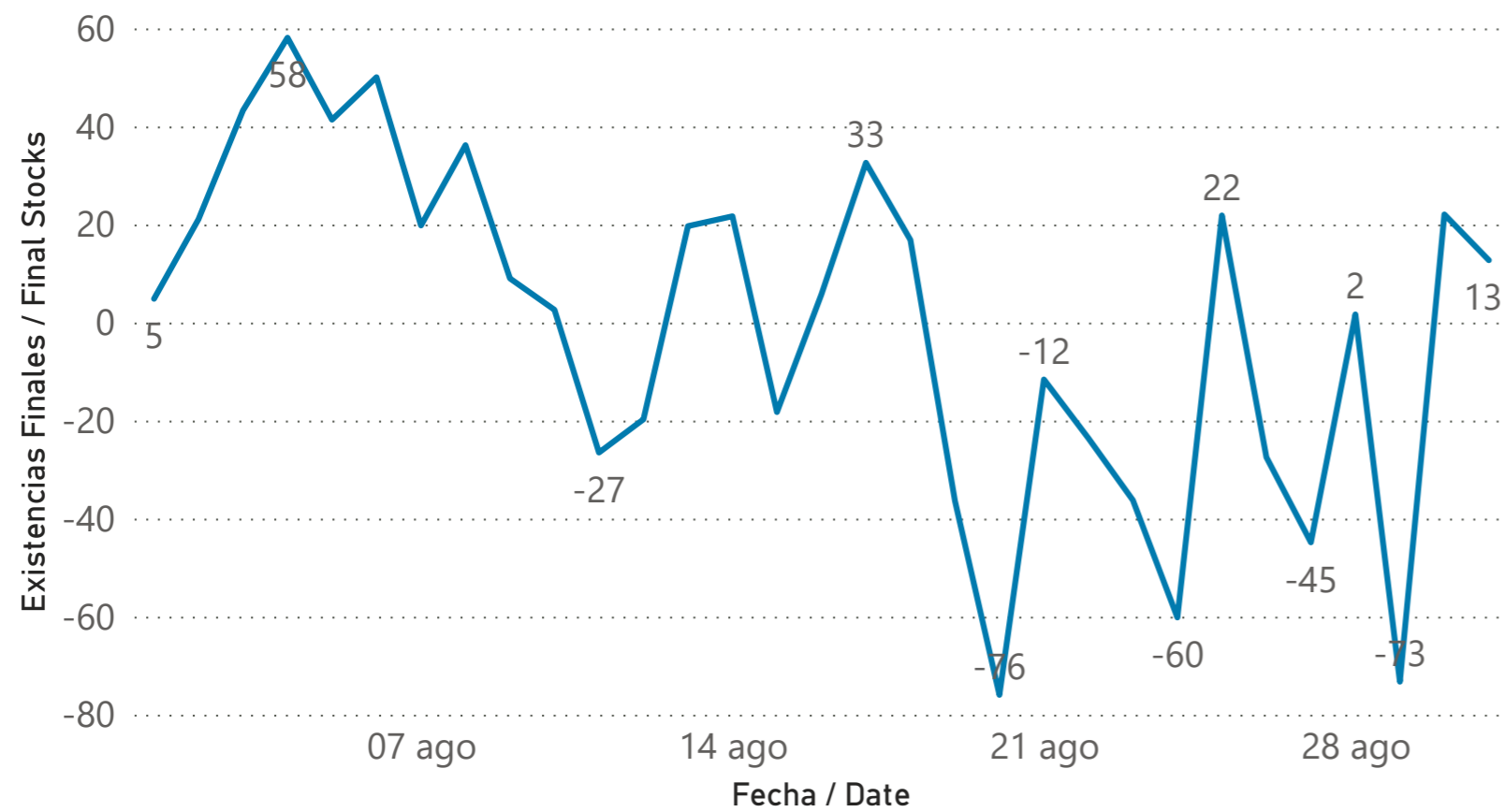
Fecha de Gas / Gas Date	AVB	PVB	TVB	Total
01/08/2022	660	5	58	722
02/08/2022	651	21	43	715
03/08/2022	629	43	69	742
04/08/2022	617	58	96	772
05/08/2022	631	41	62	734
06/08/2022	665	50	47	762
07/08/2022	702	20	11	733
08/08/2022	710	36	9	755
09/08/2022	718	9	8	734
10/08/2022	723	3	37	762
11/08/2022	733	-27	-10	697
12/08/2022	768	-20	-33	715
13/08/2022	768	20	-10	778
14/08/2022	761	22	-58	725
15/08/2022	756	-18	-4	734
16/08/2022	755	6	14	775
17/08/2022	741	33	35	809
18/08/2022	744	17	-27	734
19/08/2022	730	-36	9	703
20/08/2022	726	-76	30	680
21/08/2022	709	-12	24	721
22/08/2022	700	-24	27	703
23/08/2022	691	-36	67	722
24/08/2022	648	-60	121	709
25/08/2022	650	22	116	788
26/08/2022	622	-27	137	731
27/08/2022	633	-45	145	732
28/08/2022	643	2	155	800
29/08/2022	658	-73	131	716
30/08/2022	654	22	132	808
31/08/2022	628	13	170	811

Seguimiento de existencias por infraestructura / Provisional stocks mooring by infrastructure



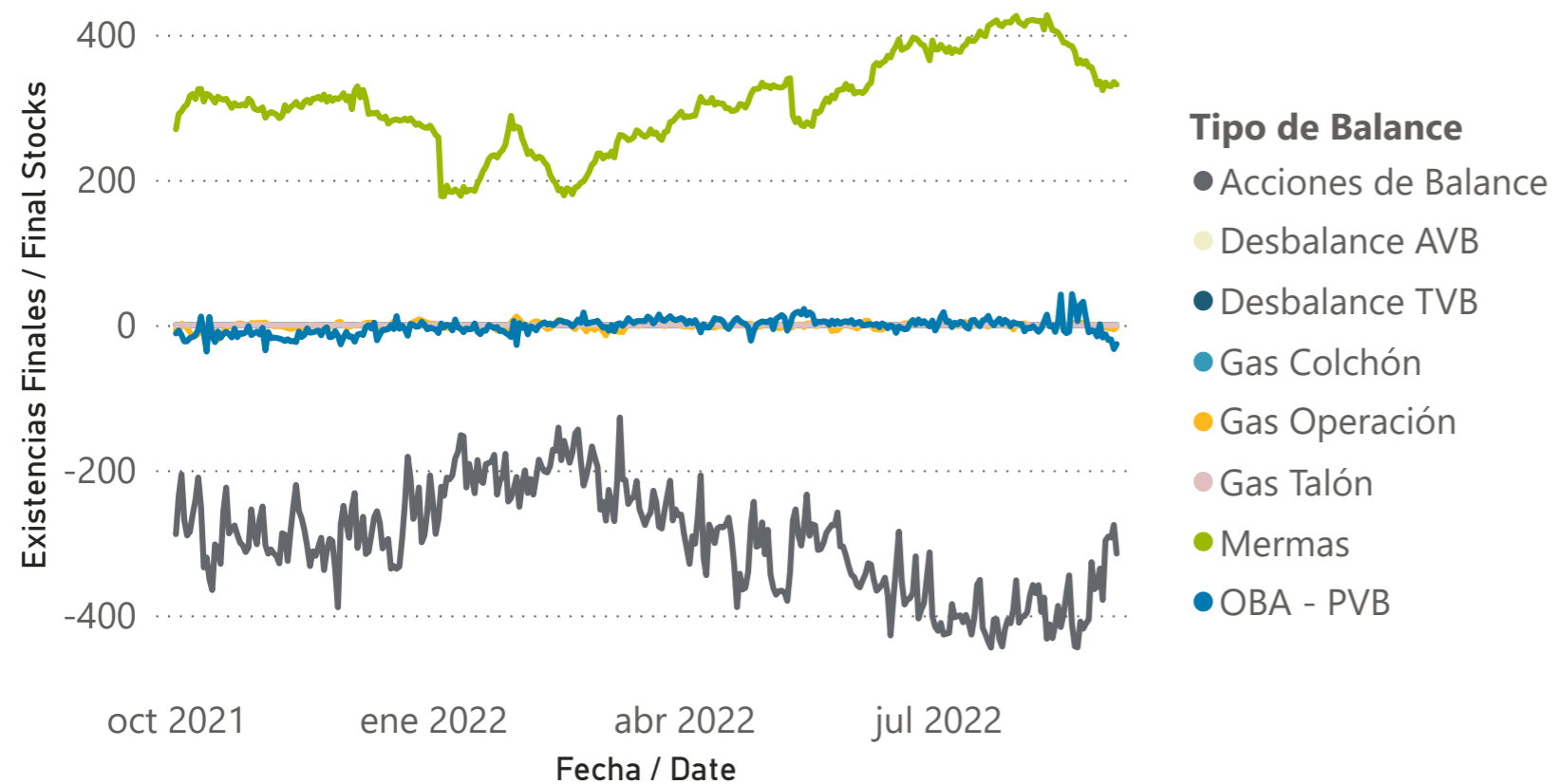


Total existencias cuentas GTS diario provisional en PVB / Total daily provisional stocks monitoring in PVB

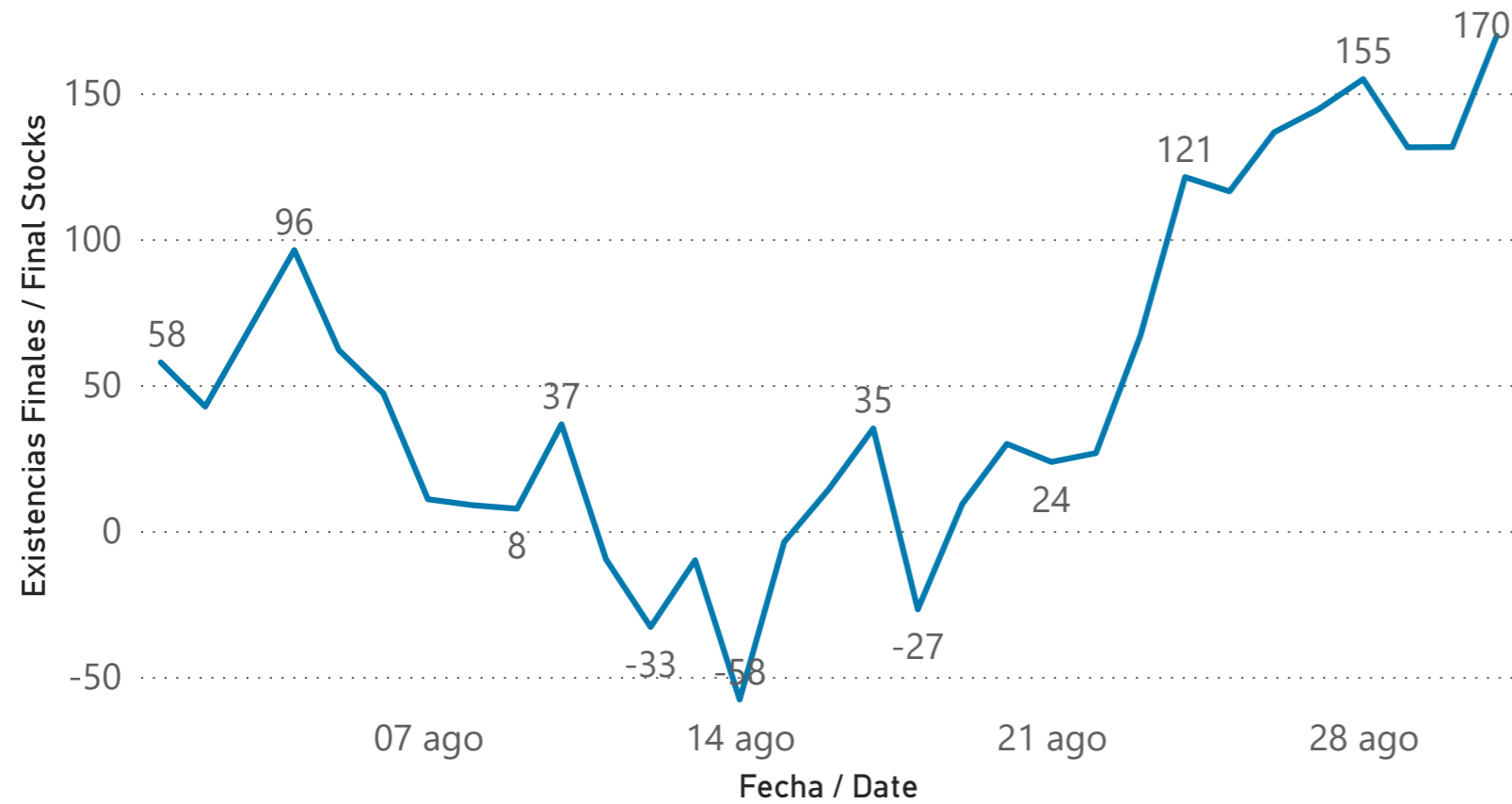


Fecha de Gas / Gas Date	Acciones de Balance	Desbalance AVB	Desbalance TVB	Gas Colchón	Gas Operación	Gas Talón	Mermas	OBA - PVB	Total
01/08/2022	-401	0	0	0	2	0	412	-9	5
02/08/2022	-395	0	0	0	1	0	419	-4	21
03/08/2022	-371	0	0	0	-1	0	420	-5	43
04/08/2022	-358	0	0	0	-3	0	420	-1	58
05/08/2022	-369	0	0	0	-3	0	419	-5	41
06/08/2022	-358	0	0	0	-1	0	419	-9	50
07/08/2022	-395	0	0	0	1	0	419	-5	20
08/08/2022	-375	0	0	0	0	0	407	5	36
09/08/2022	-432	0	0	0	0	0	427	14	9
10/08/2022	-412	0	0	0	-1	0	417	-2	3
11/08/2022	-431	0	0	0	-1	0	407	0	-27
12/08/2022	-413	0	0	0	-2	0	405	-9	-20
13/08/2022	-387	0	0	0	-1	0	403	5	20
14/08/2022	-416	0	0	0	-2	0	397	42	22
15/08/2022	-399	0	0	0	-1	0	389	-7	-18
16/08/2022	-370	0	0	0	-1	0	389	-11	6
17/08/2022	-345	0	0	0	1	0	386	-9	33
18/08/2022	-412	0	0	0	2	0	384	43	17
19/08/2022	-443	0	0	0	3	0	377	27	-36
20/08/2022	-444	0	0	0	3	0	360	5	-76
21/08/2022	-409	0	0	0	4	0	365	28	-12
22/08/2022	-418	0	0	0	3	0	360	32	-24
23/08/2022	-411	0	0	0	1	0	364	10	-36
24/08/2022	-406	0	0	0	0	0	356	-10	-60
25/08/2022	-327	0	0	0	0	0	356	-7	22
26/08/2022	-364	0	0	0	0	0	345	-9	-27
27/08/2022	-361	0	0	0	0	0	331	-16	-45
28/08/2022	-336	0	0	0	1	0	335	1	2
29/08/2022	-379	0	0	0	-1	0	324	-17	-73
30/08/2022	-297	0	0	0	-3	0	334	-13	22
31/08/2022	-291	0	0	0	-5	0	330	-21	13

Seguimiento provisional de existencias / Provisional stocks monitoring



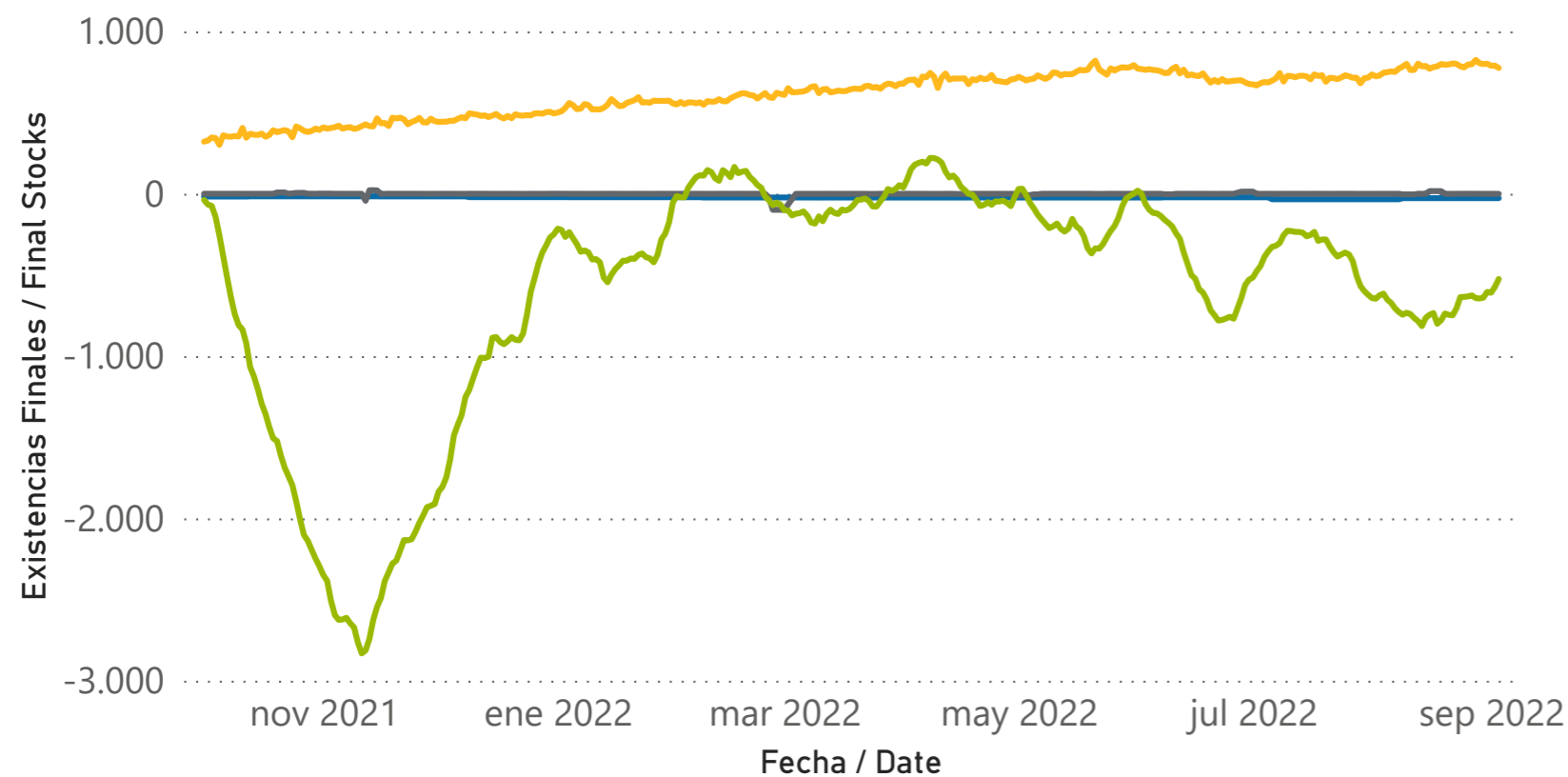
Total existencias cuentas GTS diario provisional en TVB / Total daily provisional stocks monitoring in TVB



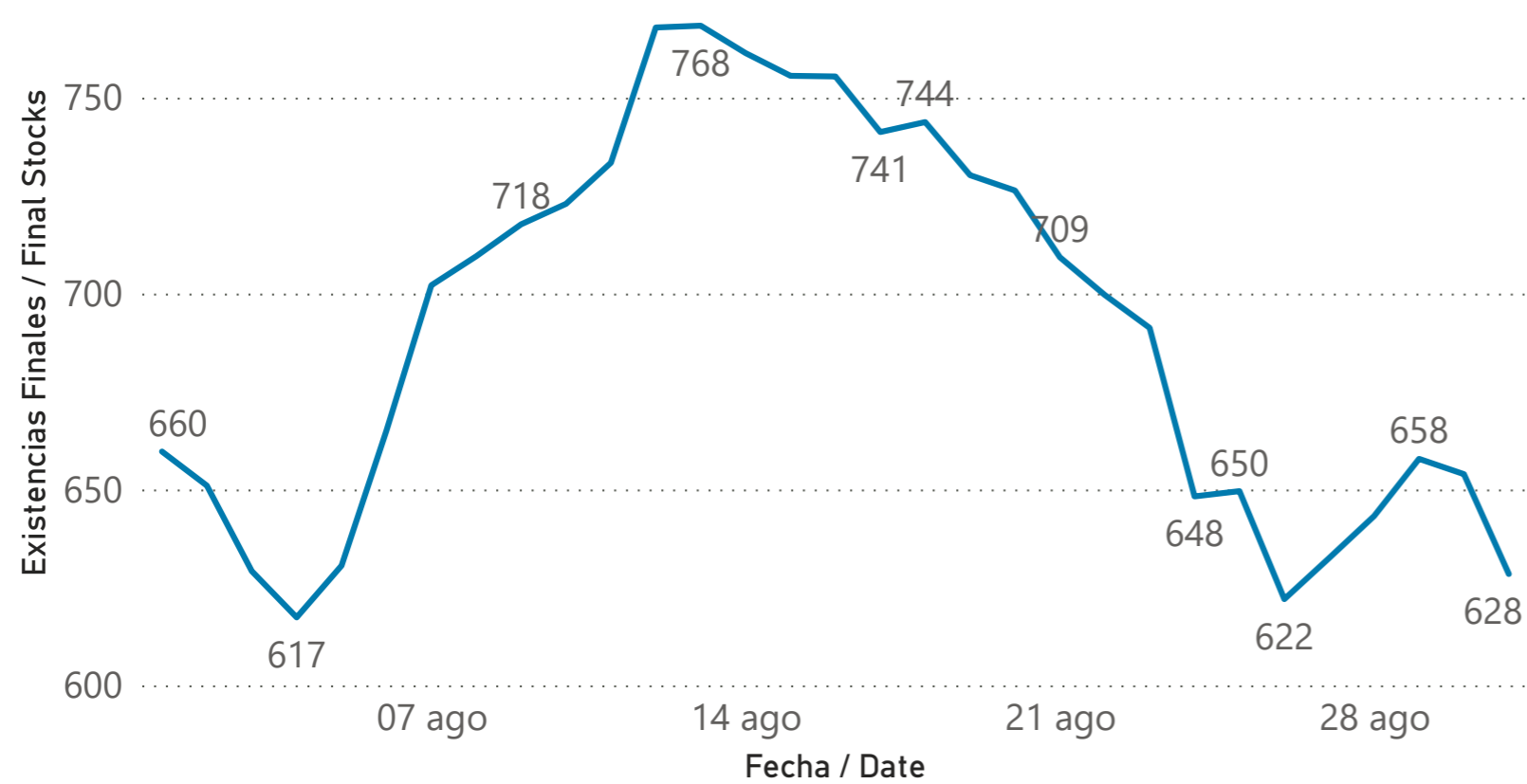
Fecha de Gas / Gas Date	Correcciones en TVB	Desbalance en TVB	Mermas	OBA	Total
01/08/2022	-34	0	735	-643	58
02/08/2022	-34	0	723	-646	43
03/08/2022	-34	0	729	-625	69
04/08/2022	-34	0	746	-615	96
05/08/2022	-34	0	749	-653	62
06/08/2022	-34	0	754	-672	47
07/08/2022	-34	0	750	-705	11
08/08/2022	-34	0	772	-729	9
09/08/2022	-27	-4	784	-745	8
10/08/2022	-27	-4	800	-733	37
11/08/2022	-27	-4	762	-741	-10
12/08/2022	-27	-4	764	-766	-33
13/08/2022	-27	0	802	-785	-10
14/08/2022	-27	0	785	-815	-58
15/08/2022	-27	0	787	-764	-4
16/08/2022	-27	16	770	-745	14
17/08/2022	-27	16	781	-735	35
18/08/2022	-27	16	785	-801	-27
19/08/2022	-27	16	799	-779	9
20/08/2022	-27	0	795	-738	30
21/08/2022	-27	0	797	-746	24
22/08/2022	-27	0	803	-749	27
23/08/2022	-27	0	800	-706	67
24/08/2022	-27	0	785	-637	121
25/08/2022	-27	0	779	-635	116
26/08/2022	-27	0	796	-632	137
27/08/2022	-27	0	798	-626	145
28/08/2022	-27	0	825	-643	155
29/08/2022	-27	0	804	-645	131
30/08/2022	-27	0	799	-640	132
31/08/2022	-27	0	801	-604	170

Seguimiento provisional de existencias / Provisional stocks monitoring

Tipo de Balance ● Correcciones en TVB ● Desbalance en TVB ● Mermas ● OBA



Total existencias cuentas GTS diario provisional en AVB / Total daily provisional stocks monitoring in AVB



Fecha de Gas / Gas Date	Desbalance en AVB	Mermas	OBA	Total
01/08/2022	0	0	660	660
02/08/2022	0	0	651	651
03/08/2022	0	0	629	629
04/08/2022	0	0	617	617
05/08/2022	0	0	631	631
06/08/2022	0	0	665	665
07/08/2022	0	0	702	702
08/08/2022	0	0	710	710
09/08/2022	0	0	718	718
10/08/2022	0	0	723	723
11/08/2022	0	0	733	733
12/08/2022	0	0	768	768
13/08/2022	0	0	768	768
14/08/2022	0	0	761	761
15/08/2022	0	0	756	756
16/08/2022	0	0	755	755
17/08/2022	0	0	741	741
18/08/2022	0	0	744	744
19/08/2022	0	0	730	730
20/08/2022	0	0	726	726
21/08/2022	0	0	709	709
22/08/2022	0	0	700	700
23/08/2022	0	0	691	691
24/08/2022	0	0	648	648
25/08/2022	0	0	650	650
26/08/2022	0	0	622	622
27/08/2022	0	0	633	633
28/08/2022	0	0	643	643
29/08/2022	0	0	658	658
30/08/2022	0	0	654	654
31/08/2022	0	0	628	628

Seguimiento provisional de existencias / Provisional stocks monitoring

Tipo de Balance ● Desbalance en AVB ● Mermas ● OBA

