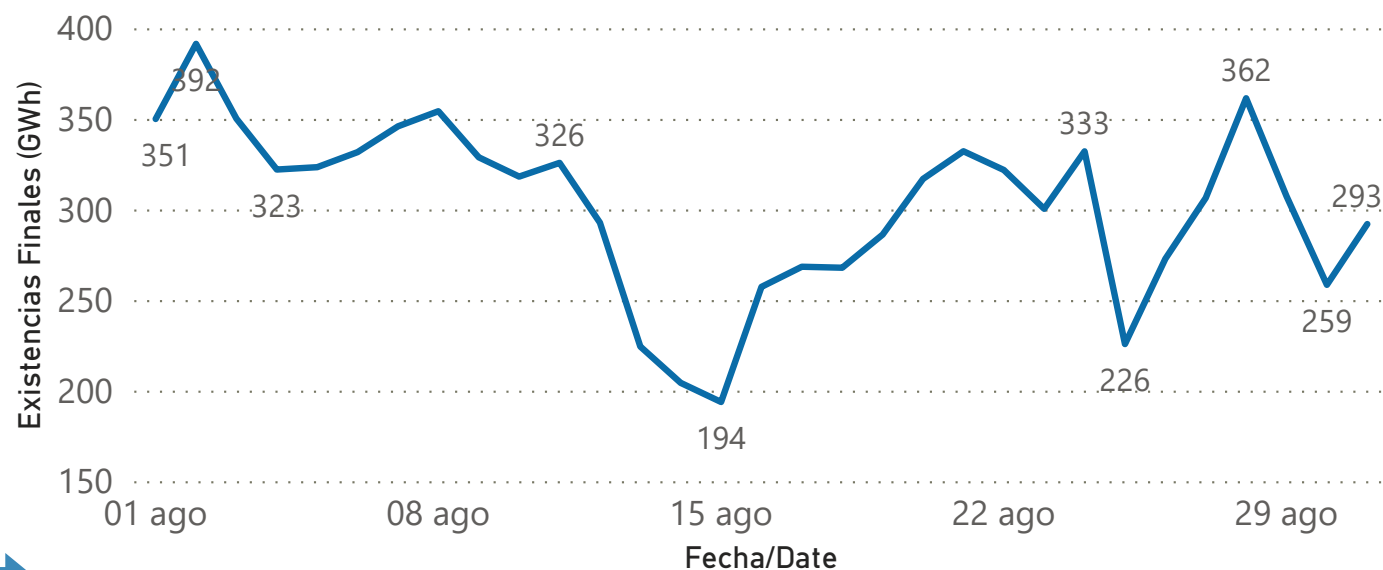




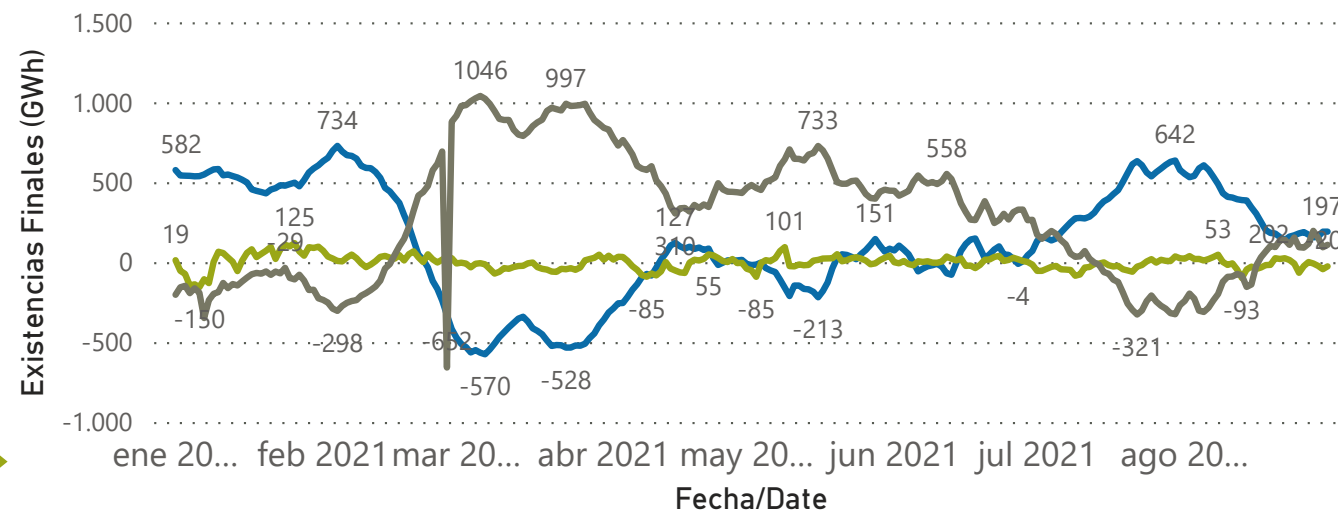
Evolución Cuentas GTS 2021. GTS Accounts evolution 2021

Total existencias cuentas GTS diario provisional (GWh) / Total daily provisional stocks monitoring (GWh)



Seguimiento de existencias por infraestructura durante el periodo seleccionado (GWh) / Provisional stocks monitoring by infrastructure during the selected period (GWh)

Infraestructura ● AASS ● PVB ● TVB

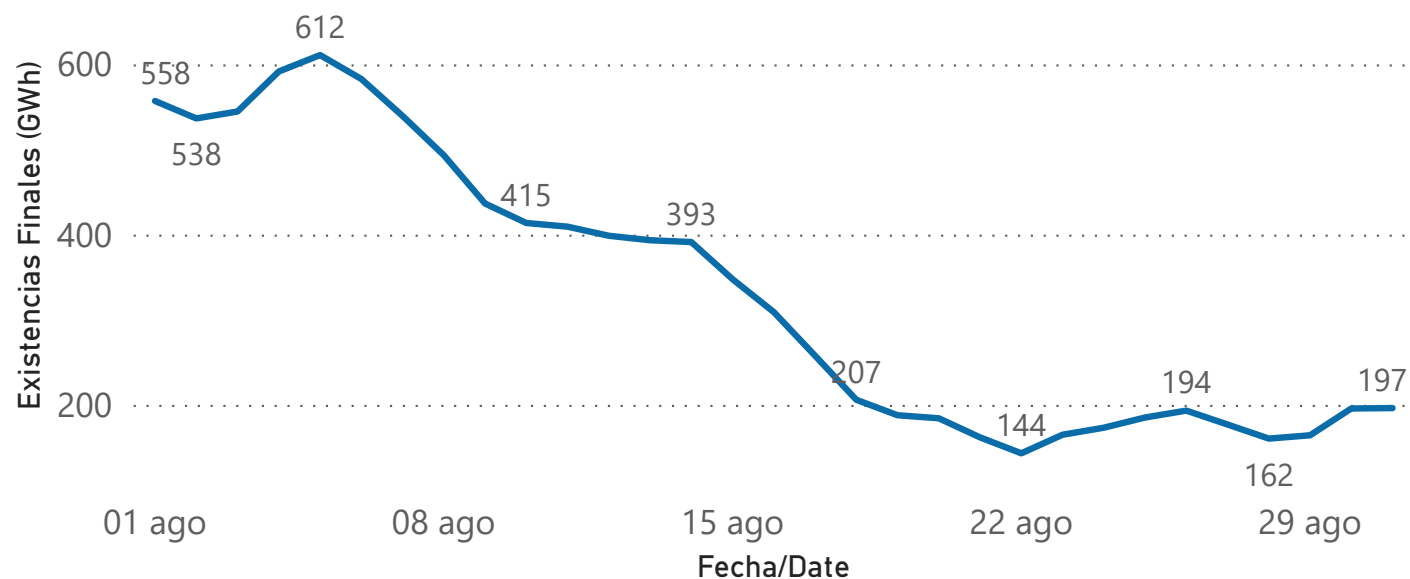


Fecha de Gas / Gas Date	AASS	PVB	TVB	Total
01/08/2021	558	28	-236	351
02/08/2021	538	44	-190	392
03/08/2021	546	26	-221	351
04/08/2021	593	27	-297	323
05/08/2021	612	17	-305	324
06/08/2021	584	26	-278	332
07/08/2021	541	38	-233	346
08/08/2021	495	53	-193	355
09/08/2021	438	8	-116	329
10/08/2021	415	-11	-85	319
11/08/2021	411	-1	-83	326
12/08/2021	400	-39	-67	293
13/08/2021	395	-93	-77	225
14/08/2021	393	-39	-148	205
15/08/2021	349	-22	-133	194
16/08/2021	310	-36	-16	258
17/08/2021	259	-27	37	269
18/08/2021	207	-12	73	268
19/08/2021	189	-10	108	287
20/08/2021	185	31	101	317
21/08/2021	163	26	143	333
22/08/2021	144	31	147	322
23/08/2021	166	20	115	301
24/08/2021	174	-2	161	333
25/08/2021	186	-60	100	226
26/08/2021	194	-18	97	273
27/08/2021	178	7	122	307
28/08/2021	162	-2	202	362
29/08/2021	165	-17	159	308
30/08/2021	197	-38	100	259
31/08/2021	197	-20	115	293



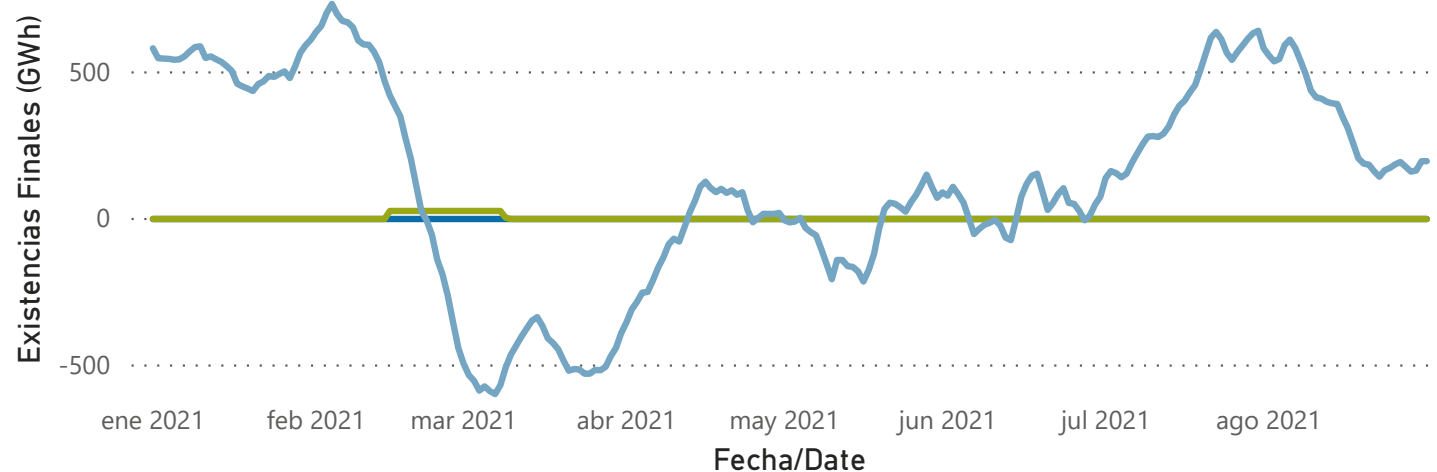
Evolución Cuentas GTS en AVB 2021. GTS Accounts evolution in AVB 2021

Total existencias cuentas GTS diario provisional en AASS (GWh) / Total daily provisional stocks monitoring in AASS (GWh)



Seguimiento provisional de existencias durante el periodo seleccionado (GWh) / Provisional stocks monitoring during the selected period (GWh)

Tipo de Balance ● Desbalance en AVB ● Mermas ● OBA

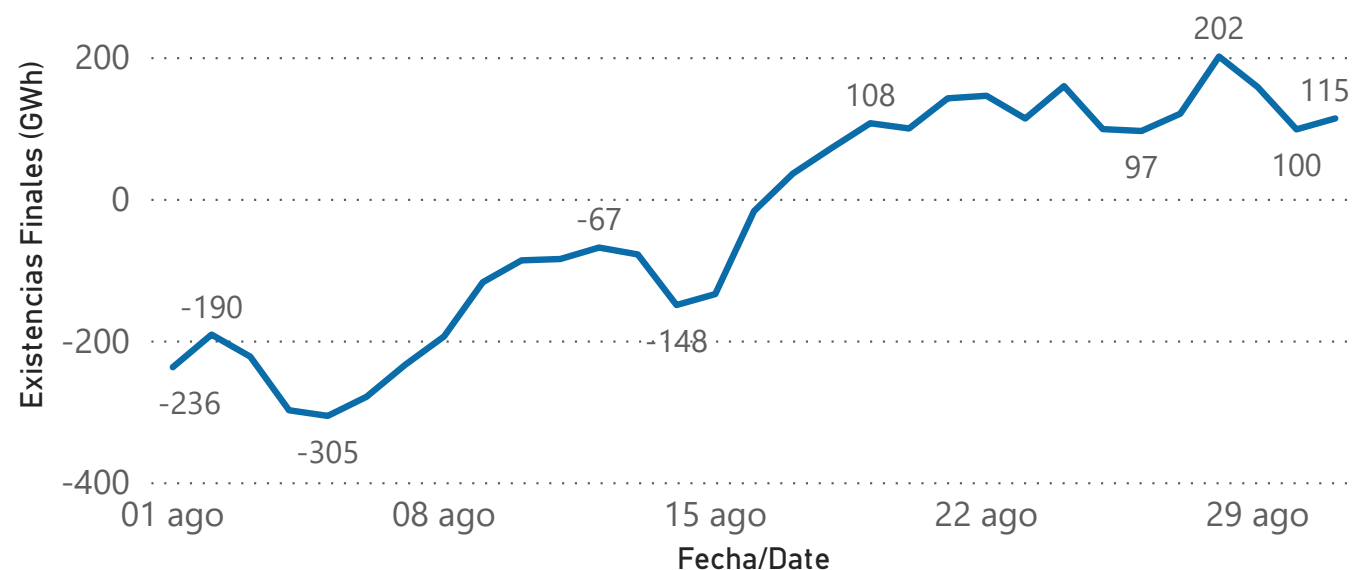


Fecha de Gas / Gas Date	Desbalance en AVB	Mermas	OBA	Total
01/08/2021	0	0	558	558
02/08/2021	0	0	538	538
03/08/2021	0	0	546	546
04/08/2021	0	0	593	593
05/08/2021	0	0	612	612
06/08/2021	0	0	584	584
07/08/2021	0	0	541	541
08/08/2021	0	0	495	495
09/08/2021	0	0	438	438
10/08/2021	0	0	415	415
11/08/2021	0	0	411	411
12/08/2021	0	0	400	400
13/08/2021	0	0	395	395
14/08/2021	0	0	393	393
15/08/2021	0	0	349	349
16/08/2021	0	0	310	310
17/08/2021	0	0	259	259
18/08/2021	0	0	207	207
19/08/2021	0	0	189	189
20/08/2021	0	0	185	185
21/08/2021	0	0	163	163
22/08/2021	0	0	144	144
23/08/2021	0	0	166	166
24/08/2021	0	0	174	174
25/08/2021	0	0	186	186
26/08/2021	0	0	194	194
27/08/2021	0	0	178	178
28/08/2021	0	0	162	162
29/08/2021	0	0	165	165
30/08/2021	0	0	197	197
31/08/2021	0	0	197	197



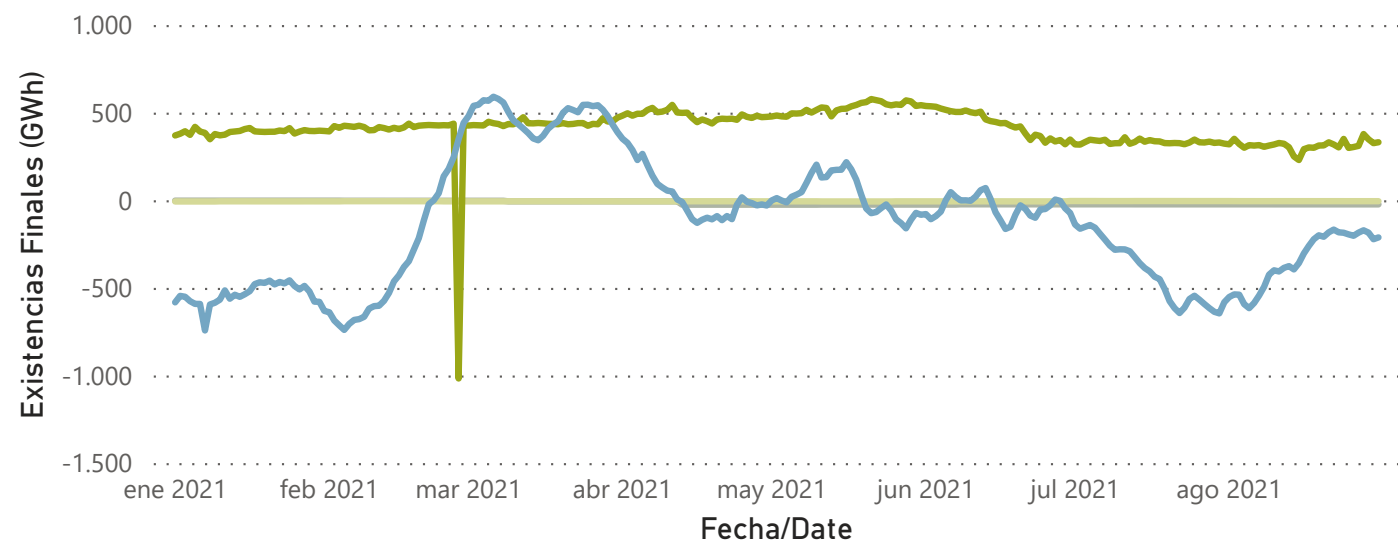
Evolución Cuentas GTS en TVB 2021. GTS Accounts evolution in TVB 2021

Total existencias cuentas GTS diario provisional en PVB (GWh) / Total daily provisional stocks monitoring in TVB (GWh)



Seguimiento provisional de existencias durante el periodo seleccionado (GWh) / Provisional stocks monitoring during the selected period (GWh)

Tipo de Balance ● Correcciones en TVB ● Desbalance en TVB ● Mermas ● OBA

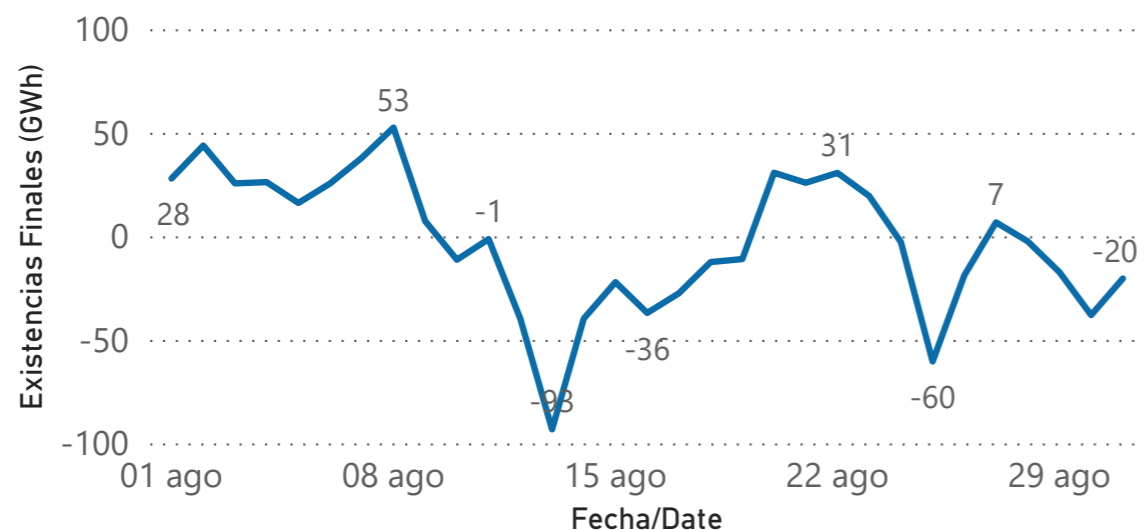


Fecha de Gas / Gas Date	Correcciones en TVB	Desbalance en TVB	Mermas	OBA	Total
01/08/2021	-17	1	325	-546	-236
02/08/2021	-17	1	357	-531	-190
03/08/2021	-17	1	327	-533	-221
04/08/2021	-17	1	306	-587	-297
05/08/2021	-17	1	321	-610	-305
06/08/2021	-17	1	318	-580	-278
07/08/2021	-17	1	321	-538	-233
08/08/2021	-17	1	311	-488	-193
09/08/2021	-17	1	318	-418	-116
10/08/2021	-17	1	324	-394	-85
11/08/2021	-17	1	333	-400	-83
12/08/2021	-17	1	329	-380	-67
13/08/2021	-17	1	309	-370	-77
14/08/2021	-17	1	256	-388	-148
15/08/2021	-17	1	236	-352	-133
16/08/2021	-17	1	298	-297	-16
17/08/2021	-17	1	308	-254	37
18/08/2021	-17	1	306	-216	73
19/08/2021	-17	1	318	-194	108
20/08/2021	-17	1	319	-202	101
21/08/2021	-17	1	337	-177	143
22/08/2021	-17	1	324	-161	147
23/08/2021	-17	1	308	-177	115
24/08/2021	-17	1	356	-179	161
25/08/2021	-17	1	305	-189	100
26/08/2021	-17	1	310	-196	97
27/08/2021	-17	1	317	-179	122
28/08/2021	-17	1	384	-165	202
29/08/2021	-17	1	354	-178	159
30/08/2021	-17	1	332	-216	100
31/08/2021	-17	1	337	-206	115

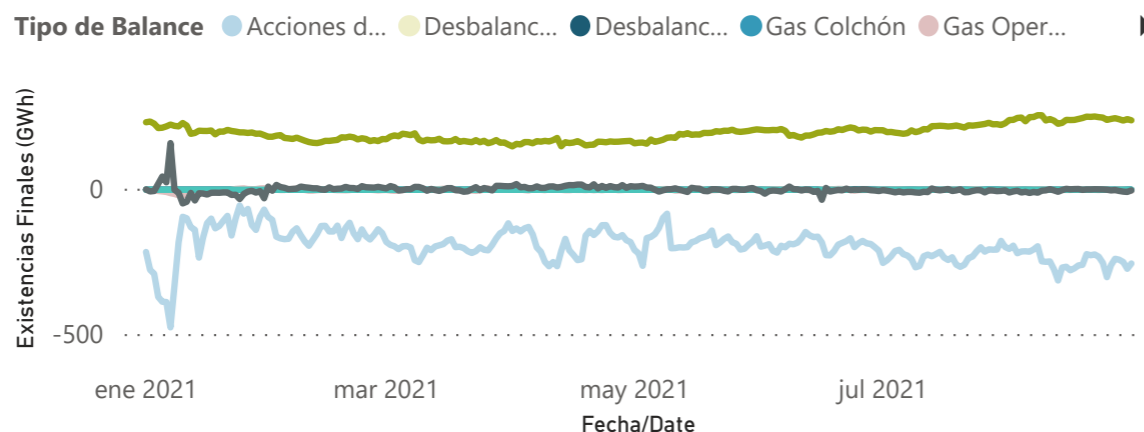


Evolución Cuentas GTS en PVB 2021. GTS Accounts evolution in PVB 2021

Total existencias cuentas GTS diario provisional en PVB (GWh) / Total daily provisional stocks monitoring in PVB (GWh)



Seguimiento provisional de existencias durante el periodo seleccionado (GWh) / Provisional stocks monitoring during the selected period (GWh)



Fecha de Gas / Gas Date	Acciones de Balance	Desbalance AVB	Desbalance TVB	Gas Colchón	Gas Operación	Gas Talón	Mermas	OBA - PVB	Total
01/08/2021	-203	0	0	0	1	0	240	-10	28
02/08/2021	-192	0	0	0	2	0	240	-6	44
03/08/2021	-218	0	0	0	1	0	247	-3	26
04/08/2021	-212	0	0	0	0	0	248	-9	27
05/08/2021	-212	0	0	0	0	0	236	-7	17
06/08/2021	-213	0	0	0	0	0	250	-11	26
07/08/2021	-205	0	0	0	1	0	250	-7	38
08/08/2021	-194	0	0	0	1	0	256	-10	53
09/08/2021	-246	0	0	0	1	0	256	-3	8
10/08/2021	-248	0	0	0	1	0	238	-2	-11
11/08/2021	-247	0	0	0	0	0	243	2	-1
12/08/2021	-274	0	0	0	-1	0	238	-2	-39
13/08/2021	-312	0	0	0	-1	0	227	-7	-93
14/08/2021	-268	0	0	0	0	0	230	-1	-39
15/08/2021	-265	0	0	0	-1	0	240	3	-22
16/08/2021	-277	0	0	0	-1	0	240	1	-36
17/08/2021	-270	0	0	0	1	0	240	2	-27
18/08/2021	-260	0	0	0	2	0	243	3	-12
19/08/2021	-258	0	0	0	1	0	247	0	-10
20/08/2021	-222	0	0	0	0	0	251	1	31
21/08/2021	-225	0	0	0	0	0	251	1	26
22/08/2021	-223	0	0	0	0	0	252	2	31
23/08/2021	-230	0	0	0	-1	0	250	1	20
24/08/2021	-252	0	0	0	0	0	248	1	-2
25/08/2021	-301	0	0	0	0	0	240	0	-60
26/08/2021	-259	0	0	0	0	0	244	-2	-18
27/08/2021	-237	0	0	0	-1	0	246	-1	7
28/08/2021	-241	0	0	0	0	0	243	-4	-2
29/08/2021	-248	0	0	0	0	0	238	-6	-17
30/08/2021	-272	0	0	0	-1	0	243	-8	-38
31/08/2021	-254	0	0	0	-3	0	239	-2	-20