



**Informe de Seguimiento de
cuentas GTS / GTS Accounts
Tracking Report**

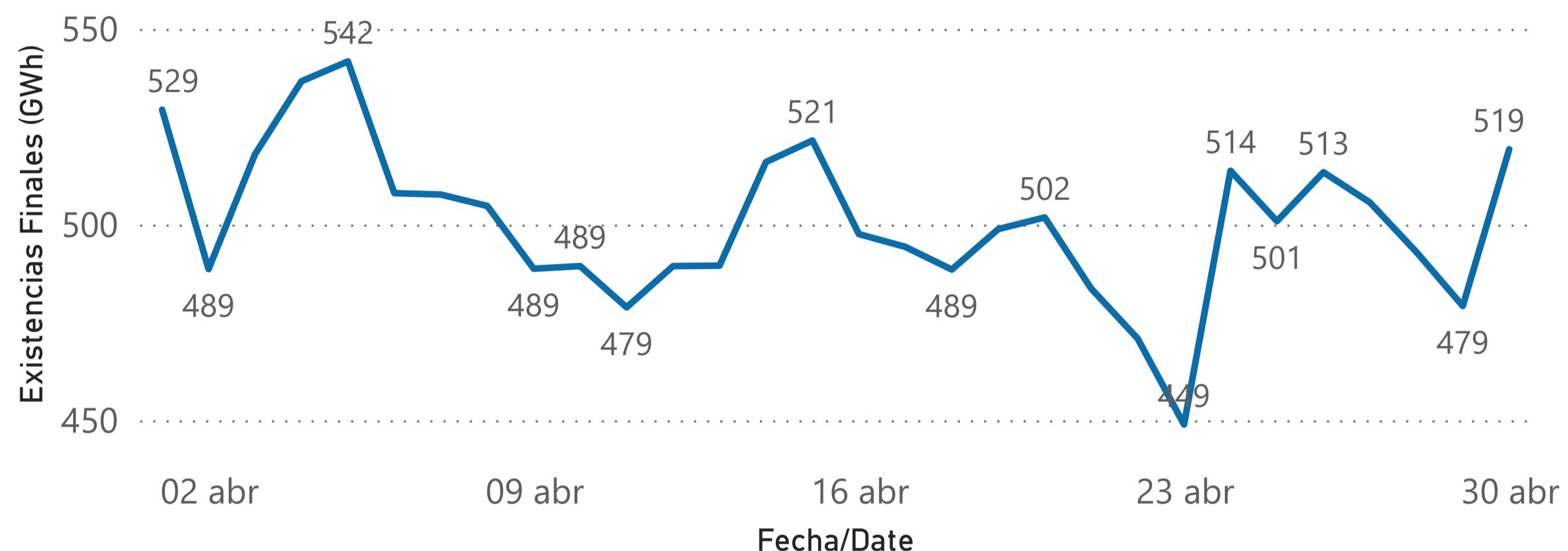
03/05/2023





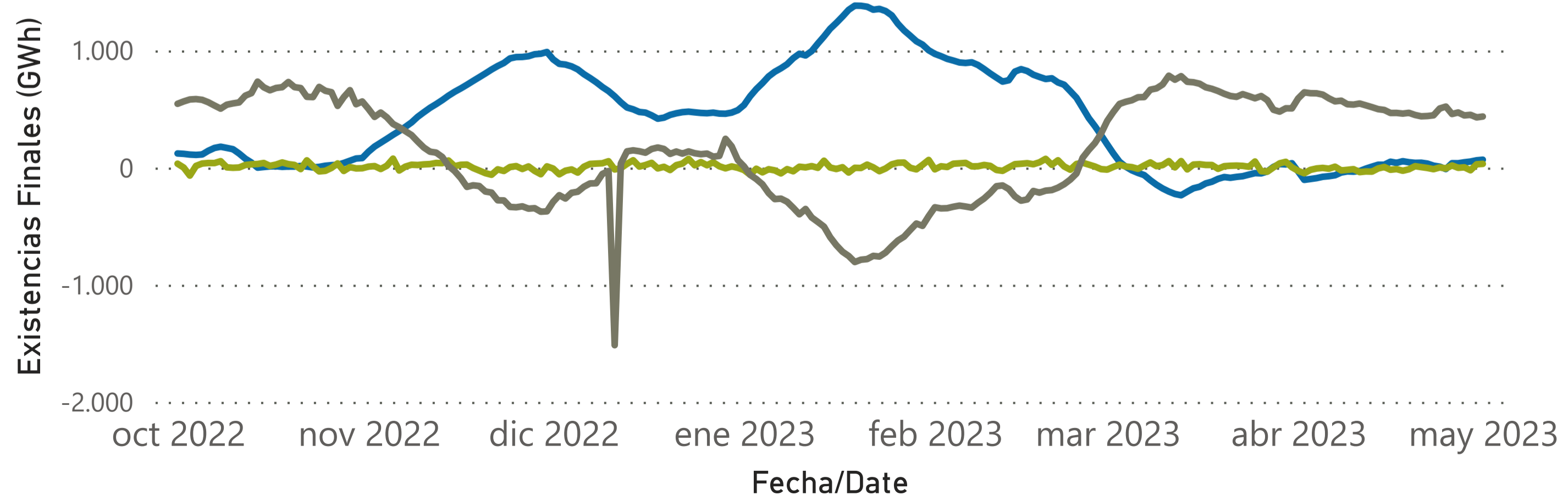
Evolución Cuentas GTS 2023. GTS Accounts evolution 2023

Total existencias cuentas GTS diario provisional (GWh) / Total daily provisional stocks monitoring (GWh)



Seguimiento de existencias por infraestructura durante el periodo seleccionado (GWh) / Provisional stocks monitoring by infrastructure during the selected period (GWh)

Infraestructura ● AASS ● PVB ● TVB

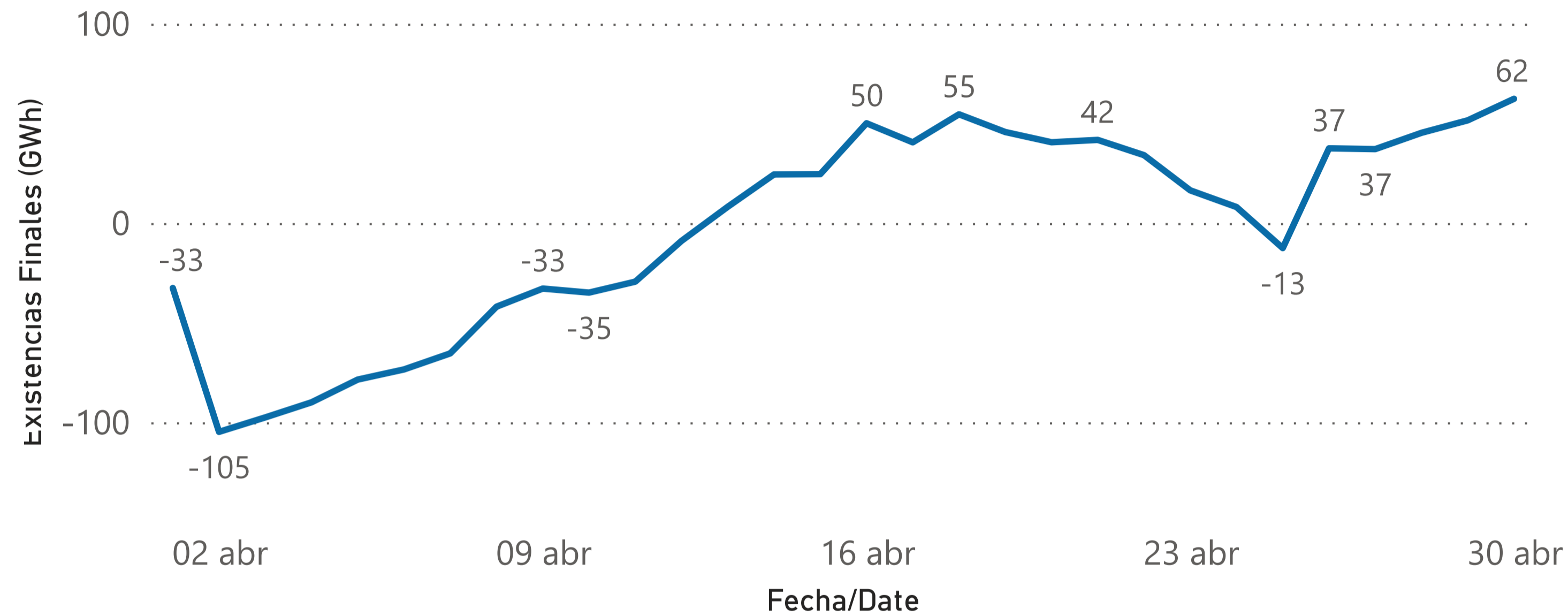


Fecha de Gas / Gas Date	AASS	PVB	TVB	Total
01/04/2023	-33	-28	590	529
02/04/2023	-105	-49	642	489
03/04/2023	-98	-20	635	518
04/04/2023	-90	-8	634	537
05/04/2023	-79	-3	623	542
06/04/2023	-73	-10	591	508
07/04/2023	-65	8	565	508
08/04/2023	-42	-24	571	505
09/04/2023	-33	-19	541	489
10/04/2023	-35	-14	538	489
11/04/2023	-29	-39	547	479
12/04/2023	-9	-33	532	489
13/04/2023	8	-34	516	490
14/04/2023	24	-7	499	516
15/04/2023	25	5	492	521
16/04/2023	50	-19	466	498
17/04/2023	40	-13	467	494
18/04/2023	55	-27	461	489
19/04/2023	46	-14	467	499
20/04/2023	41	12	449	502
21/04/2023	42	4	438	484
22/04/2023	34	-3	440	471
23/04/2023	16	-14	446	449
24/04/2023	8	1	505	514
25/04/2023	-13	-7	521	501
26/04/2023	37	18	457	513
27/04/2023	37	-2	471	506
28/04/2023	45	2	445	493
29/04/2023	52	-23	451	479
30/04/2023	62	28	429	519

Evolución Cuentas GTS en AVB 2023. GTS Accounts evolution in AVB 2023

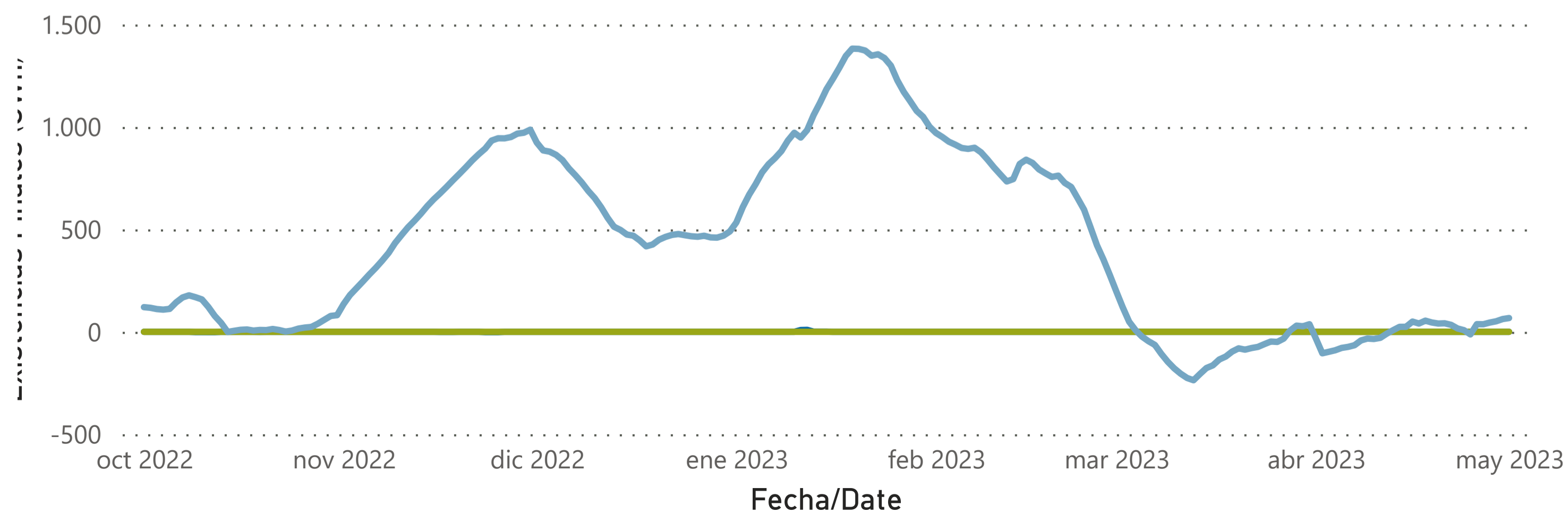


Total existencias cuentas GTS diario provisional en AVB (GWh) / Total daily provisional stocks monitoring in AVB (GWh)



Seguimiento provisional de existencias durante el periodo seleccionado (GWh) / Provisional stocks monitoring during the selected period (GWh)

tipo de Balance ● Desbalance en AVB ● Mermas ● OBA

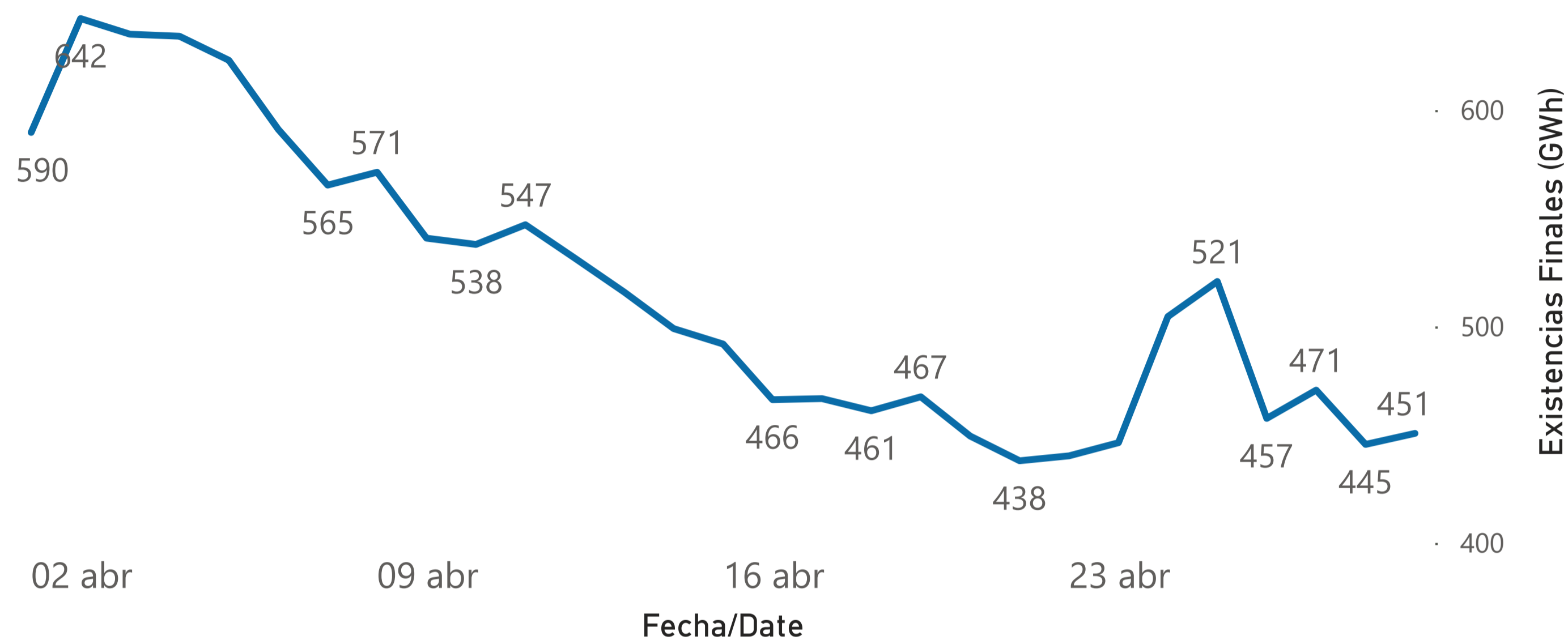


Fecha de Gas / Gas Date	Desbalance en AVB	Mermas	OBA	Total
01/04/2023	0	0	-33	-33
02/04/2023	0	0	-105	-105
03/04/2023	0	0	-98	-98
04/04/2023	0	0	-90	-90
05/04/2023	0	0	-79	-79
06/04/2023	0	0	-73	-73
07/04/2023	0	0	-65	-65
08/04/2023	0	0	-42	-42
09/04/2023	0	0	-33	-33
10/04/2023	0	0	-35	-35
11/04/2023	0	0	-29	-29
12/04/2023	0	0	-9	-9
13/04/2023	0	0	8	8
14/04/2023	0	0	24	24
15/04/2023	0	0	25	25
16/04/2023	0	0	50	50
17/04/2023	0	0	40	40
18/04/2023	0	0	55	55
19/04/2023	0	0	46	46
20/04/2023	0	0	41	41
21/04/2023	0	0	42	42
22/04/2023	0	0	34	34
23/04/2023	0	0	16	16
24/04/2023	0	0	8	8
25/04/2023	0	0	-13	-13
26/04/2023	0	0	37	37
27/04/2023	0	0	37	37
28/04/2023	0	0	45	45
29/04/2023	0	0	52	52
30/04/2023	0	0	62	62

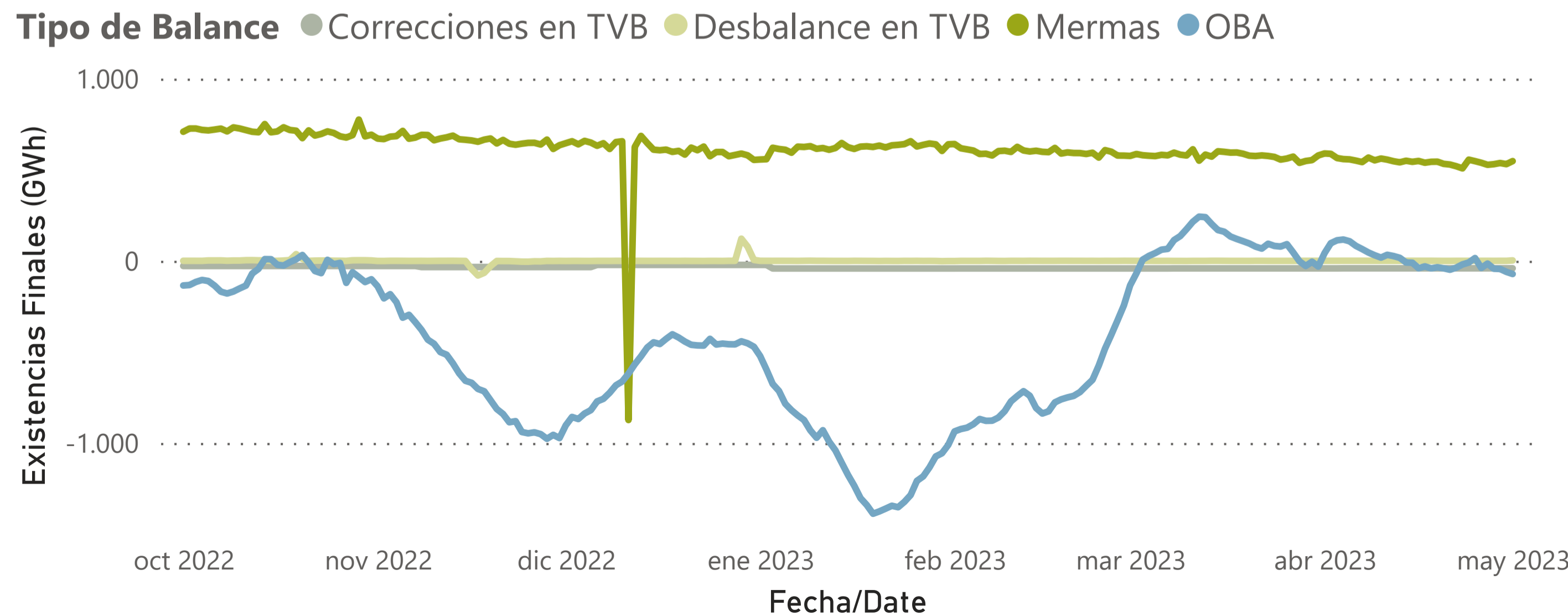
Evolución Cuentas GTS en TVB 2023. GTS Accounts evolution in TVB 2023



Total existencias cuentas GTS diario provisional en TVB (GWh) / Total daily provisional stocks monitoring in TVB (GWh)



Seguimiento provisional de existencias durante el periodo seleccionado (GWh) / Provisional stocks monitoring during the selected period (GWh)

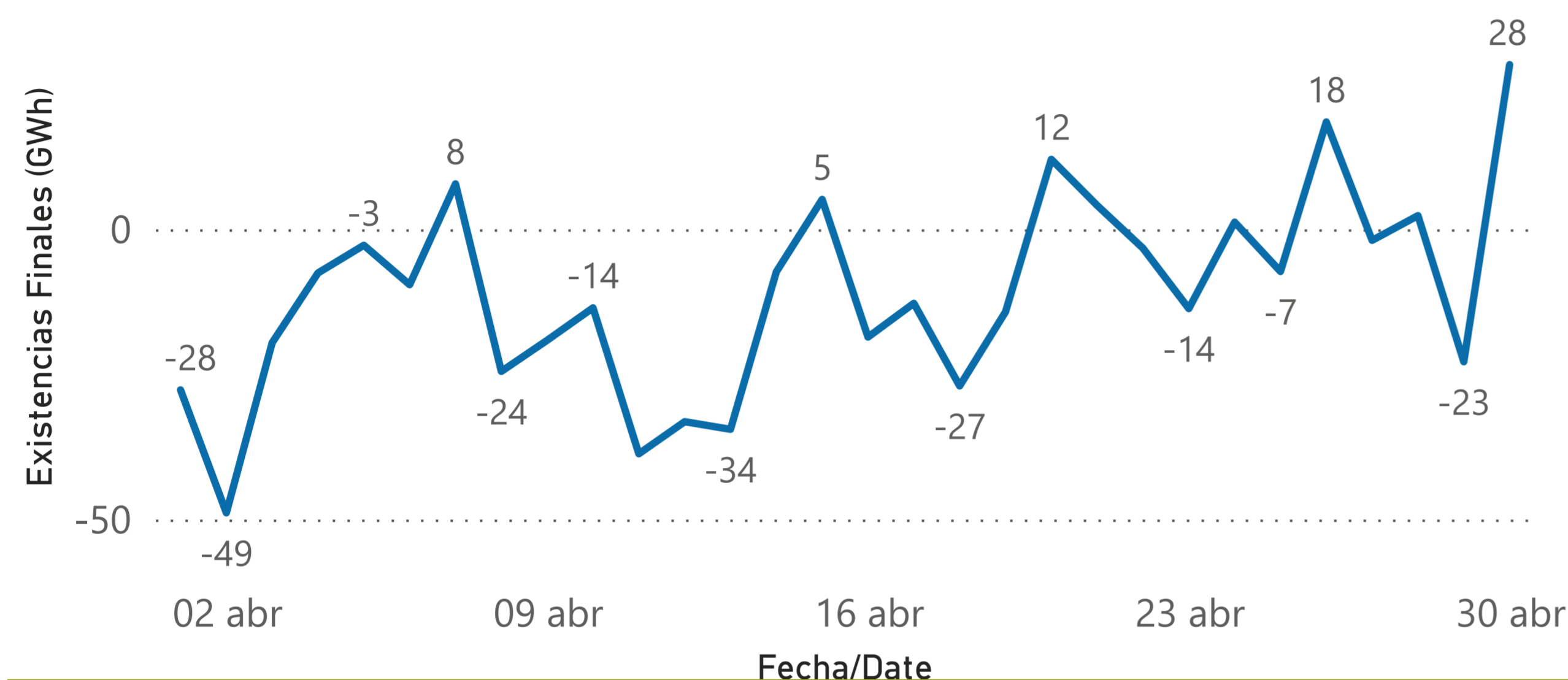


Fecha de Gas / Gas Date	Correcciones en TVB	Desbalance en TVB	Mermas	OBA	Total
01/04/2023	-42	0	589	42	590
02/04/2023	-42	0	587	97	642
03/04/2023	-42	0	564	113	635
04/04/2023	-41	0	558	117	634
05/04/2023	-41	0	557	107	623
06/04/2023	-41	0	550	82	591
07/04/2023	-41	0	542	64	565
08/04/2023	-41	0	567	46	571
09/04/2023	-41	0	552	30	541
10/04/2023	-41	0	561	18	538
11/04/2023	-41	0	555	33	547
12/04/2023	-41	0	547	26	532
13/04/2023	-41	0	541	16	516
14/04/2023	-41	0	549	-9	499
15/04/2023	-41	0	543	-10	492
16/04/2023	-41	0	548	-41	466
17/04/2023	-41	0	538	-31	467
18/04/2023	-41	0	543	-41	461
19/04/2023	-41	0	544	-35	467
20/04/2023	-41	-1	532	-41	449
21/04/2023	-41	-1	529	-49	438
22/04/2023	-41	0	519	-38	440
23/04/2023	-41	0	507	-20	446
24/04/2023	-41	0	555	-9	505
25/04/2023	-41	0	547	15	521
26/04/2023	-41	0	538	-39	457
27/04/2023	-41	0	527	-15	471
28/04/2023	-41	0	530	-43	445
29/04/2023	-41	0	537	-45	451
30/04/2023	-41	0	531	-61	429

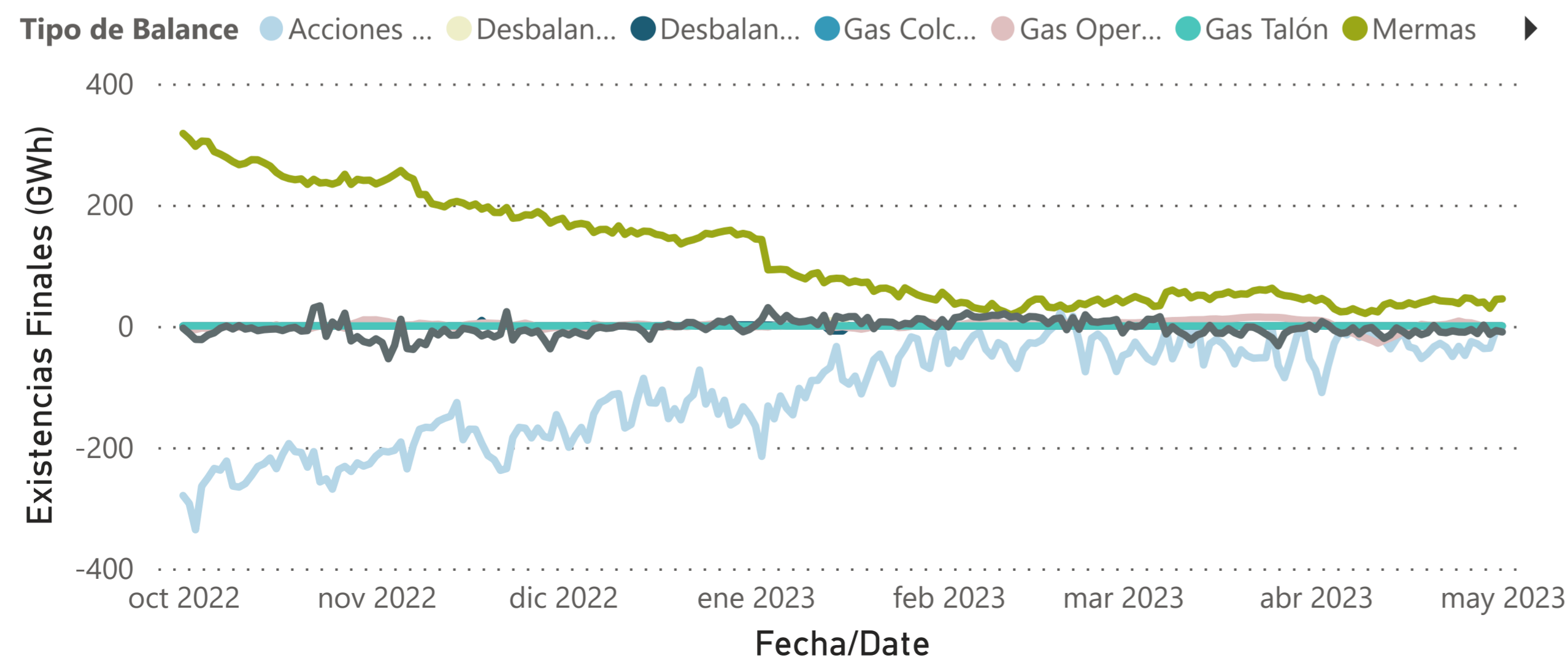


Evolución Cuentas GTS en PVB 2023. GTS Accounts evolution in PVB 2023

Total existencias cuentas GTS diario provisional en PVB (GWh) / Total daily provisional stocks monitoring in PVB (GWh)



Seguimiento provisional de existencias durante el periodo seleccionado (GWh) / Provisional stocks monitoring during the selected period (GWh)



Fecha de Gas / Gas Date	Acciones de Balance	Desbalance AVB	Desbalance TVB	Gas Colchón	Gas Operación	Gas Talón	Mermas	OBA - PVB	Total
01/04/2023	-73	0	0	0	9	0	41	-6	-28
02/04/2023	-110	0	0	0	9	0	45	7	-49
03/04/2023	-66	0	0	0	6	0	39	2	-20
04/04/2023	-29	0	0	0	0	0	28	-7	-8
05/04/2023	-9	0	0	0	-4	0	23	-12	-3
06/04/2023	-15	0	0	0	-8	0	24	-11	-10
07/04/2023	-6	0	0	0	-12	0	28	-3	8
08/04/2023	-19	0	0	0	-16	0	24	-13	-24
09/04/2023	-15	0	0	0	-20	0	21	-5	-19
10/04/2023	-13	0	0	0	-24	0	25	-3	-14
11/04/2023	-22	0	0	0	-28	0	23	-12	-39
12/04/2023	-23	0	0	0	-24	0	35	-21	-33
13/04/2023	-38	0	0	0	-20	0	38	-15	-34
14/04/2023	-22	0	0	0	-15	0	33	-3	-7
15/04/2023	-9	0	0	0	-10	0	33	-9	5
16/04/2023	-34	0	0	0	-6	0	38	-16	-19
17/04/2023	-37	0	0	0	-2	0	35	-8	-13
18/04/2023	-54	0	0	0	3	0	39	-14	-27
19/04/2023	-46	0	0	0	1	0	41	-11	-14
20/04/2023	-34	0	0	0	1	0	45	1	12
21/04/2023	-29	0	0	0	2	0	41	-10	4
22/04/2023	-35	0	0	0	3	0	41	-11	-3
23/04/2023	-50	0	0	0	5	0	40	-8	-14
24/04/2023	-34	0	0	0	8	0	37	-10	1
25/04/2023	-49	0	0	0	5	0	46	-10	-7
26/04/2023	-26	0	0	0	5	0	45	-6	18
27/04/2023	-30	0	0	0	2	0	38	-13	-2
28/04/2023	-37	0	0	0	-1	0	39	1	2
29/04/2023	-37	0	0	0	-1	0	29	-14	-23
30/04/2023	-7	0	0	0	-1	0	44	-8	28