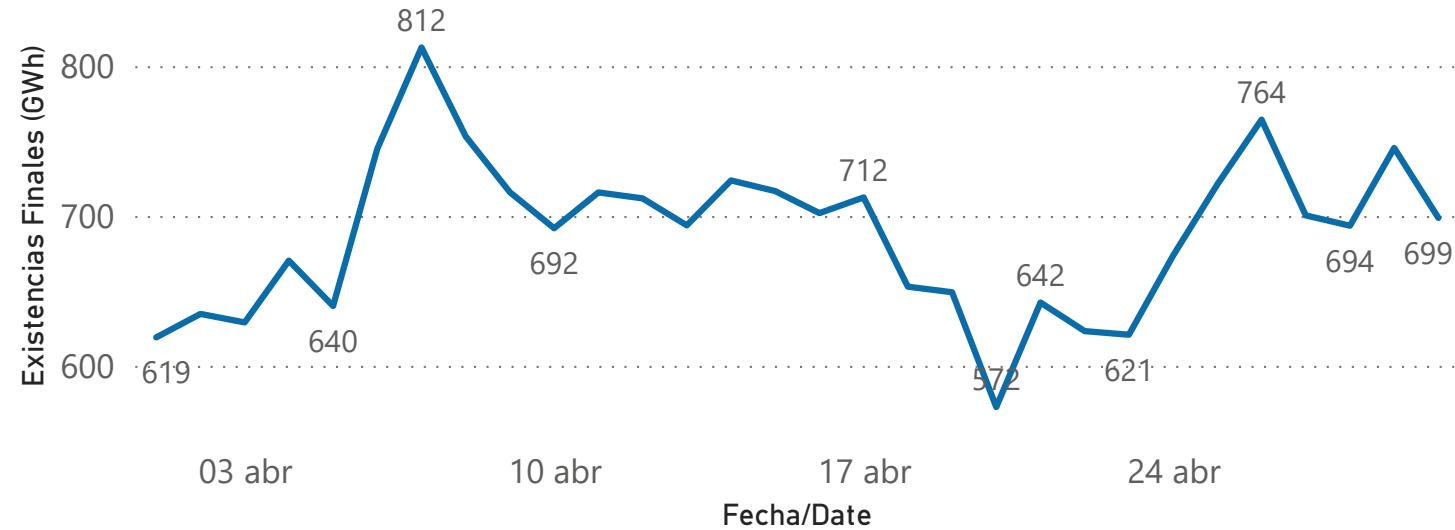


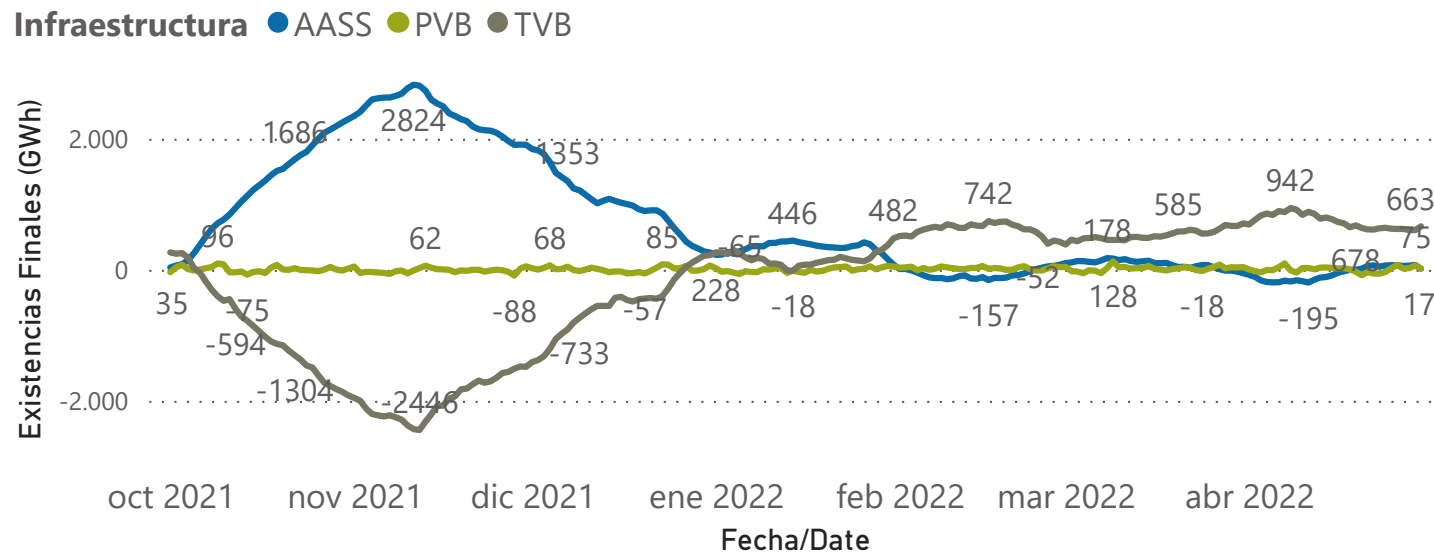


Evolución Cuentas GTS 2022. GTS Accounts evolution 2022

Total existencias cuentas GTS diario provisional (GWh) / Total daily provisional stocks monitoring (GWh)



Seguimiento de existencias por infraestructura durante el periodo seleccionado (GWh) / Provisional stocks monitoring by infrastructure during the selected period (GWh)

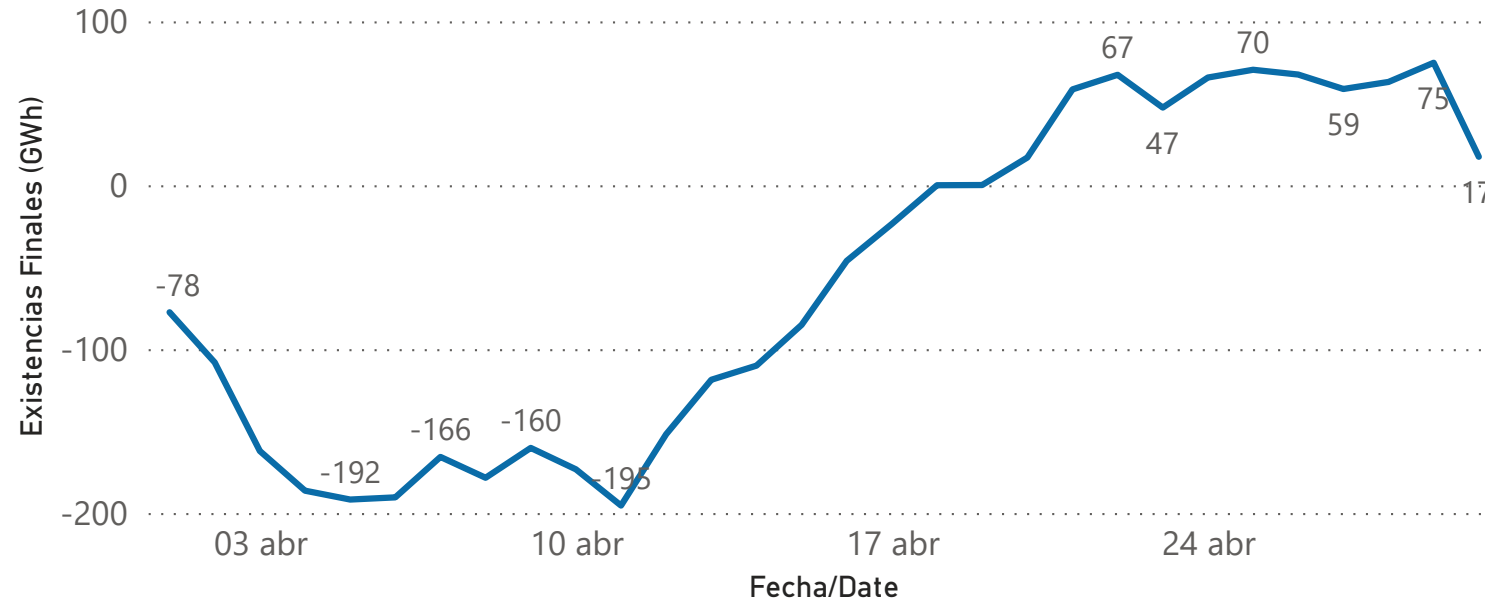


Fecha de Gas / Gas Date	AASS	PVB	TVB	Total
01/04/2022	-78	4	692	619
02/04/2022	-108	-20	763	635
03/04/2022	-162	-38	829	629
04/04/2022	-186	-3	859	670
05/04/2022	-192	-6	837	640
06/04/2022	-190	39	896	745
07/04/2022	-166	98	880	812
08/04/2022	-178	-10	942	753
09/04/2022	-160	-42	918	716
10/04/2022	-173	27	838	692
11/04/2022	-195	27	884	716
12/04/2022	-152	9	854	712
13/04/2022	-119	33	780	694
14/04/2022	-110	35	799	724
15/04/2022	-85	30	772	717
16/04/2022	-46	19	729	702
17/04/2022	-24	26	709	712
18/04/2022	0	4	649	653
19/04/2022	0	-29	678	649
20/04/2022	17	-83	638	572
21/04/2022	58	-33	616	642
22/04/2022	67	-58	614	623
23/04/2022	47	-60	633	621
24/04/2022	66	-33	641	674
25/04/2022	70	24	626	721
26/04/2022	68	74	623	764
27/04/2022	59	18	623	700
28/04/2022	63	24	607	694
29/04/2022	75	66	604	745
30/04/2022	17	18	663	699

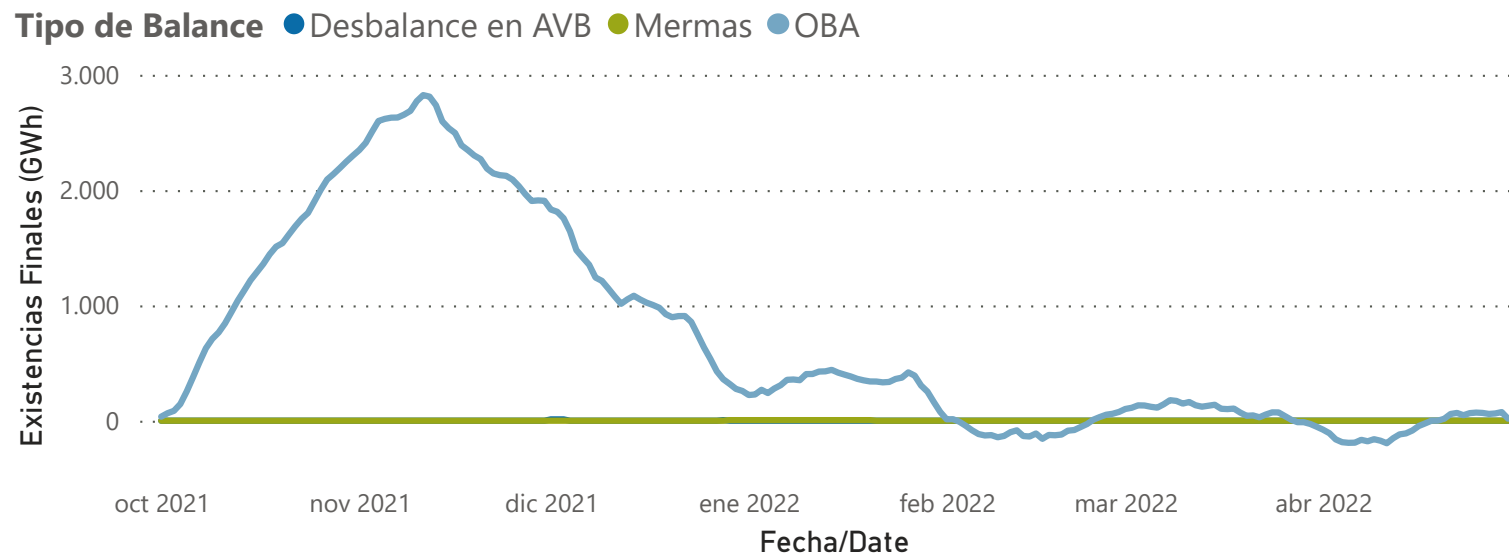


Evolución Cuentas GTS en AVB 2022. GTS Accounts evolution in AVB 2022

Total existencias cuentas GTS diario provisional en AASS (GWh) / Total daily provisional stocks monitoring in AASS (GWh)



Seguimiento provisional de existencias durante el periodo seleccionado (GWh) / Provisional stocks monitoring during the selected period (GWh)

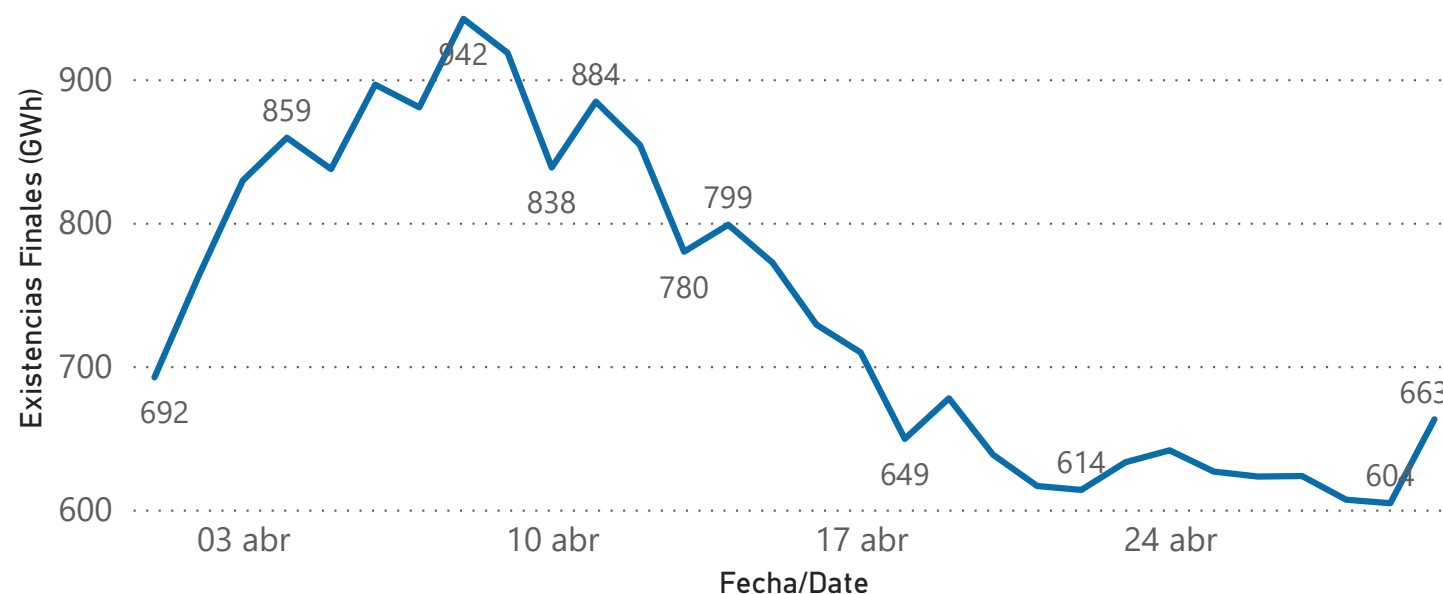


Fecha de Gas / Gas Date	Desbalance en AVB	Mermas	OBA	Total
01/04/2022	0	0	-78	-78
02/04/2022	0	0	-108	-108
03/04/2022	0	0	-162	-162
04/04/2022	0	0	-186	-186
05/04/2022	-2E-6	0	-192	-192
06/04/2022	-2E-6	0	-190	-190
07/04/2022	0	0	-166	-166
08/04/2022	0	0	-178	-178
09/04/2022	0	0	-160	-160
10/04/2022	0	0	-173	-173
11/04/2022	0	0	-195	-195
12/04/2022	0	0	-152	-152
13/04/2022	0	0	-119	-119
14/04/2022	0	0	-110	-110
15/04/2022	0	0	-85	-85
16/04/2022	0	0	-46	-46
17/04/2022	0	0	-24	-24
18/04/2022	0	0	0	0
19/04/2022	0	0	0	0
20/04/2022	0	0	17	17
21/04/2022	0	0	58	58
22/04/2022	0	0	67	67
23/04/2022	0	0	47	47
24/04/2022	0	0	66	66
25/04/2022	0	0	70	70
26/04/2022	0	0	68	68
27/04/2022	0	0	59	59
28/04/2022	0	0	63	63
29/04/2022	0	0	75	75
30/04/2022	0	0	17	17

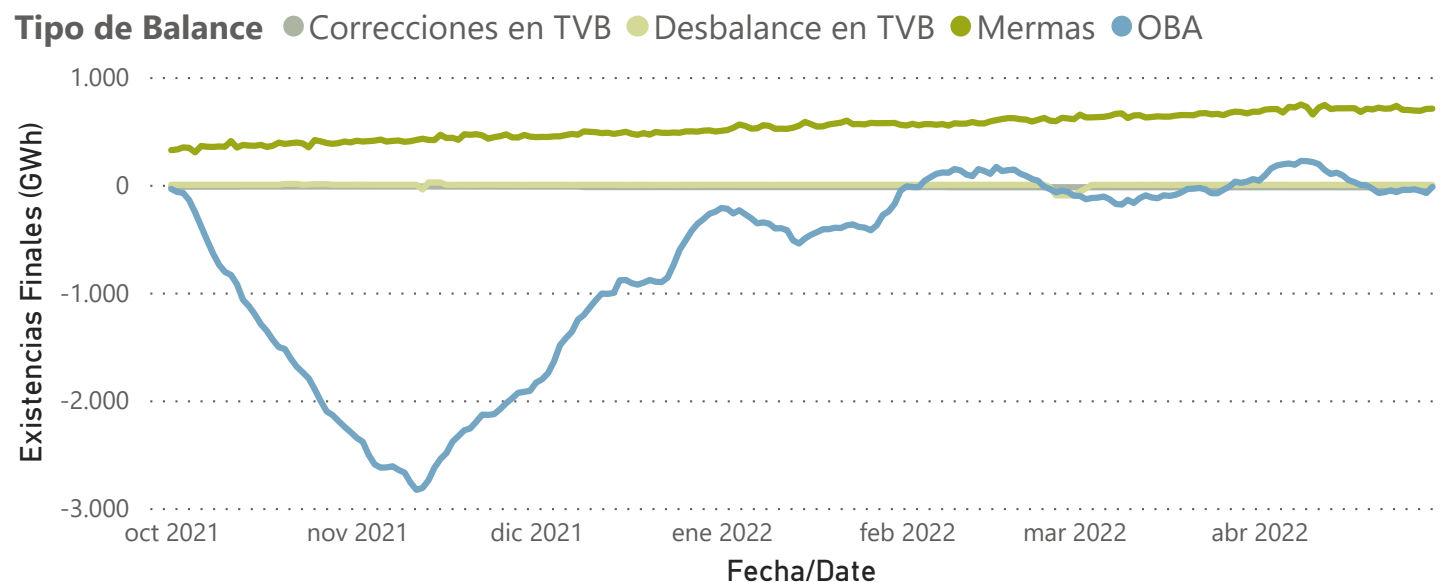


Evolución Cuentas GTS en TVB 2022. GTS Accounts evolution in TVB 2022

Total existencias cuentas GTS diario provisional en PVB (GWh) / Total daily provisional stocks monitoring in TVB (GWh)



Seguimiento provisional de existencias durante el periodo seleccionado (GWh) / Provisional stocks monitoring during the selected period (GWh)

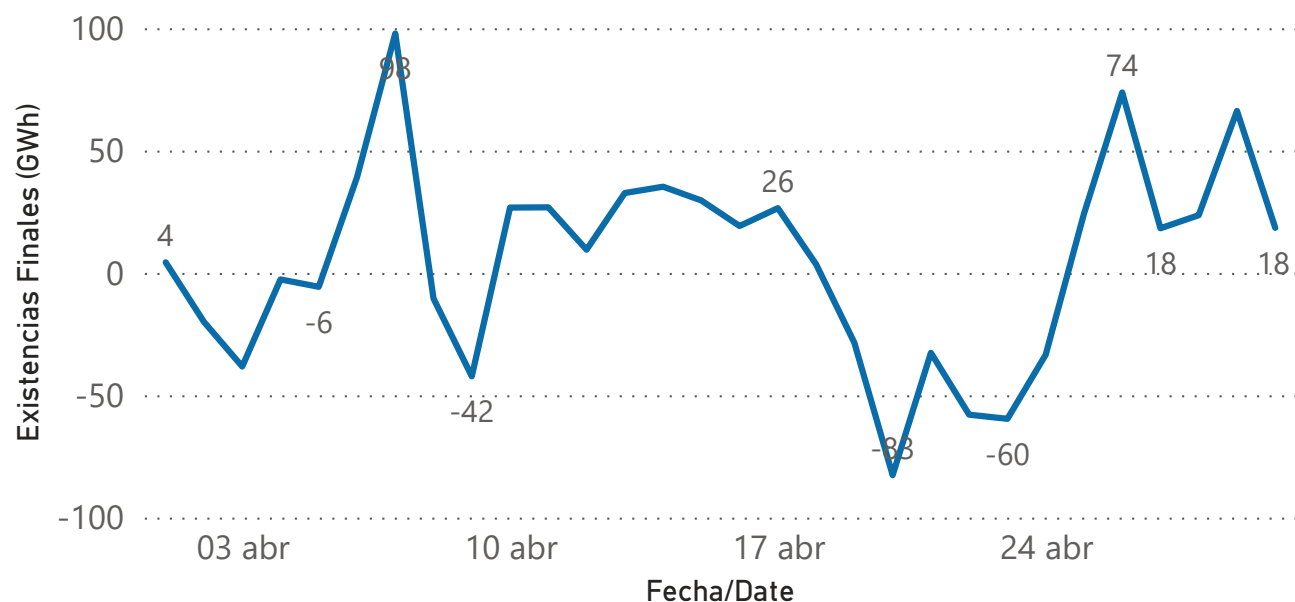


Fecha de Gas / Gas Date	Correcciones en TVB	Desbalance en TVB	Mermas	OBA	Total
01/04/2022	-23	-1	678	38	692
02/04/2022	-23	0	698	88	763
03/04/2022	-23	0	702	151	829
04/04/2022	-23	0	703	179	859
05/04/2022	-23	0	670	190	837
06/04/2022	-23	0	722	198	896
07/04/2022	-23	0	718	186	880
08/04/2022	-23	-1	745	221	942
09/04/2022	-23	-1	722	220	918
10/04/2022	-23	-1	651	211	838
11/04/2022	-23	-1	716	192	884
12/04/2022	-23	0	741	137	854
13/04/2022	-23	0	703	100	780
14/04/2022	-23	-1	710	112	799
15/04/2022	-23	-1	710	87	772
16/04/2022	-23	-1	710	43	729
17/04/2022	-23	-1	711	23	709
18/04/2022	-23	-1	675	-2	649
19/04/2022	-23	0	706	-5	678
20/04/2022	-23	0	699	-37	638
21/04/2022	-23	0	715	-76	616
22/04/2022	-23	0	706	-69	614
23/04/2022	-23	0	708	-52	633
24/04/2022	-23	0	733	-68	641
25/04/2022	-23	0	696	-46	626
26/04/2022	-23	0	694	-48	623
27/04/2022	-23	0	689	-42	623
28/04/2022	-23	0	687	-57	607
29/04/2022	-23	0	704	-76	604
30/04/2022	-23	-1	707	-19	663

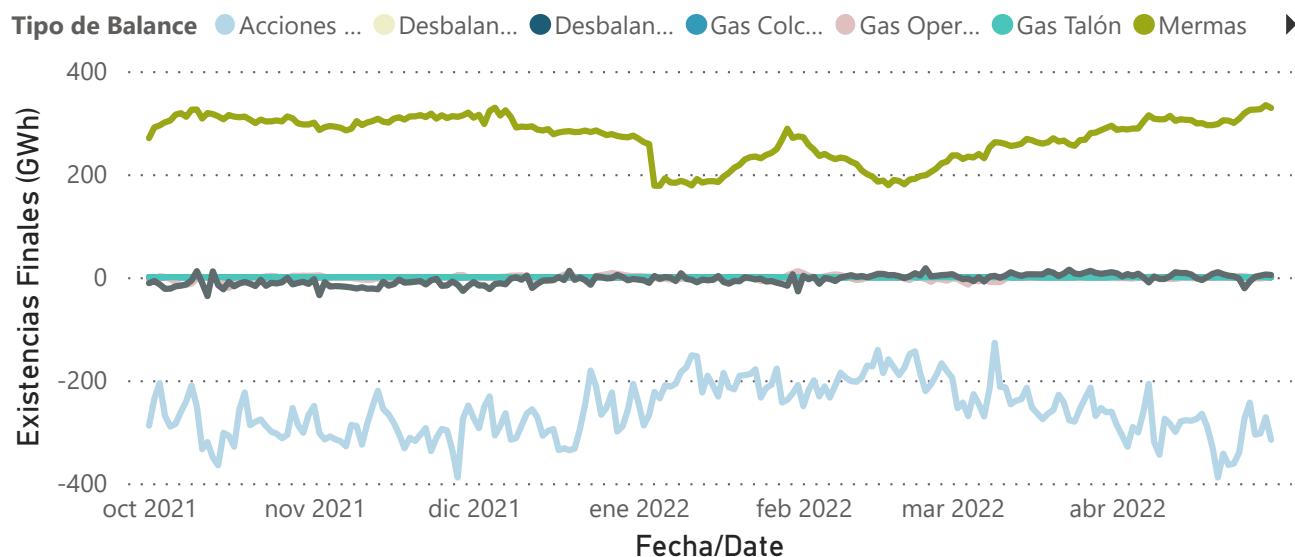


Evolución Cuentas GTS en PVB 2022. GTS Accounts evolution in PVB 2022

Total existencias cuentas GTS diario provisional en PVB (GWh) / Total daily provisional stocks monitoring in PVB (GWh)



Seguimiento provisional de existencias durante el periodo seleccionado (GWh) / Provisional stocks monitoring during the selected period (GWh)



Fecha de Gas / Gas Date	Acciones de Balance	Desbalance AVB	Desbalance TVB	Gas Colchón	Gas Operación	Gas Talón	Mermas	OBA - PVB	Total
01/04/2022	-287	0	0	0	-2	0	286	8	4
02/04/2022	-308	0	0	0	-2	0	288	1	-20
03/04/2022	-329	0	0	0	-2	0	287	6	-38
04/04/2022	-291	0	0	0	-3	0	289	2	-3
05/04/2022	-301	0	0	0	0	0	289	7	-6
06/04/2022	-261	0	0	0	-2	0	302	0	39
07/04/2022	-207	0	0	0	1	0	314	-10	98
08/04/2022	-320	0	0	0	0	0	307	1	-10
09/04/2022	-345	0	0	0	-1	0	306	-3	-42
10/04/2022	-275	0	0	0	-2	0	307	-3	27
11/04/2022	-285	0	0	0	-3	0	313	2	27
12/04/2022	-300	0	0	0	-3	0	304	10	9
13/04/2022	-280	0	0	0	-2	0	307	8	33
14/04/2022	-278	0	0	0	-1	0	305	8	35
15/04/2022	-279	0	0	0	-2	0	305	5	30
16/04/2022	-275	0	0	0	-2	0	299	-2	19
17/04/2022	-265	0	0	0	-2	0	299	-6	26
18/04/2022	-291	0	0	0	-1	0	295	0	4
19/04/2022	-331	0	0	0	1	0	295	6	-29
20/04/2022	-389	0	0	0	-1	0	297	10	-83
21/04/2022	-343	0	0	0	-1	0	305	6	-33
22/04/2022	-364	0	0	0	0	0	304	3	-58
23/04/2022	-362	0	0	0	1	0	299	2	-60
24/04/2022	-340	0	0	0	2	0	307	-3	-33
25/04/2022	-274	0	0	0	2	0	318	-22	24
26/04/2022	-243	0	0	0	0	0	325	-8	74
27/04/2022	-306	0	0	0	-2	0	325	1	18
28/04/2022	-303	0	0	0	-2	0	326	3	24
29/04/2022	-272	0	0	0	-1	0	334	5	66
30/04/2022	-316	0	0	0	1	0	329	4	18