



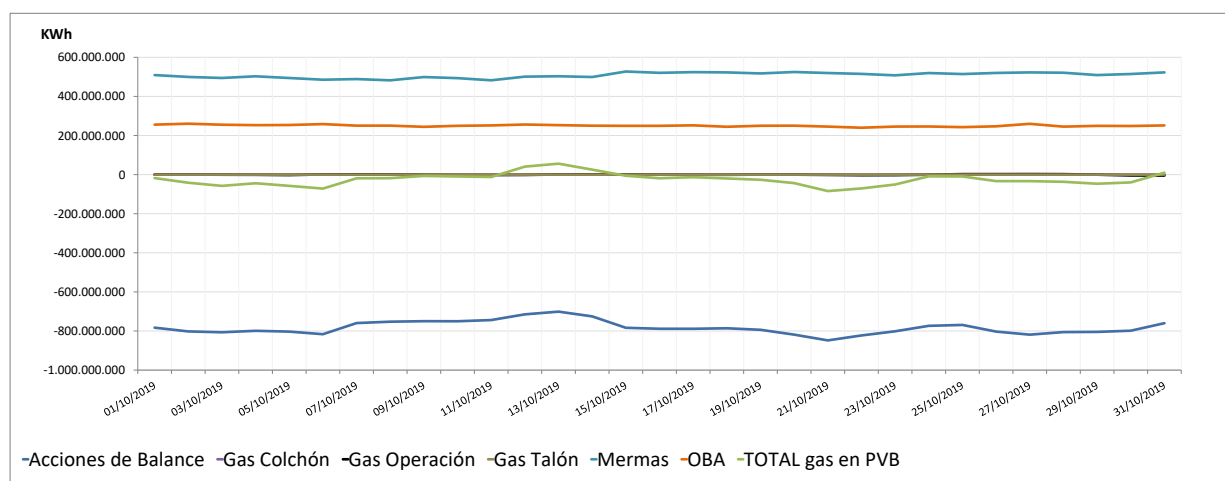
# **Seguimiento Cuentas del GTS**

**Información diaria provisional (d+1)**

## Seguimiento diario provisional de existencias (d+1)

Unidad:KWh	Acciones de Balance	Gas Colchón	Gas Operación	Gas Talón	Mermas	OBA	TOTAL gas en PVB
1-oct.-19	-782.927.034	0	275.424	0	509.154.781	255.735.169	-17.761.660
2-oct.-19	-802.168.375	0	301.915	0	499.740.007	260.454.354	-41.672.099
3-oct.-19	-806.581.494	0	-547.619	0	494.323.070	255.140.296	-57.665.747
4-oct.-19	-798.954.856	0	-1.072.017	0	502.894.255	252.902.050	-44.230.568
5-oct.-19	-803.162.254	0	-2.284.721	0	494.030.275	253.708.904	-57.707.796
6-oct.-19	-816.276.048	0	879.435	0	485.448.400	258.328.469	-71.619.744
7-oct.-19	-759.328.303	0	1.386.855	0	488.653.834	250.470.014	-18.817.600
8-oct.-19	-752.325.237	0	1.306.289	0	482.333.583	250.557.678	-18.127.687
9-oct.-19	-749.655.671	0	-463.139	0	498.958.414	244.355.568	-6.804.828
10-oct.-19	-750.197.933	0	-2.278.767	0	493.376.778	249.602.884	-9.497.038
11-oct.-19	-744.040.919	0	-2.178.500	0	482.410.287	251.671.983	-12.137.149
12-oct.-19	-714.797.942	0	-1.666.186	0	501.153.132	256.163.575	40.852.579
13-oct.-19	-700.894.291	0	548.002	0	503.160.522	253.050.106	55.864.339
14-oct.-19	-725.117.950	0	1.337.849	0	499.115.319	250.127.319	25.462.537
15-oct.-19	-783.638.476	0	710.488	0	527.455.397	249.516.736	-5.955.855
16-oct.-19	-788.543.169	0	-95.833	0	520.649.385	249.496.110	-18.493.507
17-oct.-19	-788.637.603	0	-652.860	0	524.164.158	251.920.541	-13.205.764
18-oct.-19	-786.061.646	0	-1.050.081	0	522.679.987	244.738.513	-19.693.227
19-oct.-19	-793.728.765	0	-98.525	0	517.503.549	250.011.657	-26.312.084
20-oct.-19	-818.431.872	0	-172.981	0	524.898.838	250.259.835	-43.446.180
21-oct.-19	-847.957.462	0	-1.499.945	0	519.663.391	245.589.042	-84.204.974
22-oct.-19	-822.709.607	0	-3.011.964	0	515.169.423	239.761.105	-70.791.043
23-oct.-19	-801.521.064	0	-2.630.783	0	507.784.684	245.683.808	-50.683.355
24-oct.-19	-773.450.983	0	-590.206	0	519.429.864	245.974.543	-8.636.782
25-oct.-19	-769.010.323	0	2.348.095	0	514.323.645	242.762.268	-9.576.315
26-oct.-19	-802.953.117	0	2.427.090	0	520.177.396	247.024.889	-33.323.742
27-oct.-19	-818.722.908	0	2.764.371	0	522.779.352	259.751.235	-33.427.950
28-oct.-19	-805.566.616	0	2.287.220	0	521.108.797	245.455.063	-36.715.536
29-oct.-19	-804.621.969	0	-412.406	0	509.089.375	249.255.867	-46.689.133
30-oct.-19	-798.540.300	0	-4.335.763	0	514.572.258	248.484.922	-39.818.883
31-oct.-19	-760.062.875	0	-4.657.087	0	522.691.866	251.623.923	9.595.827

## Evolución existencias cuentas GTS en PVB



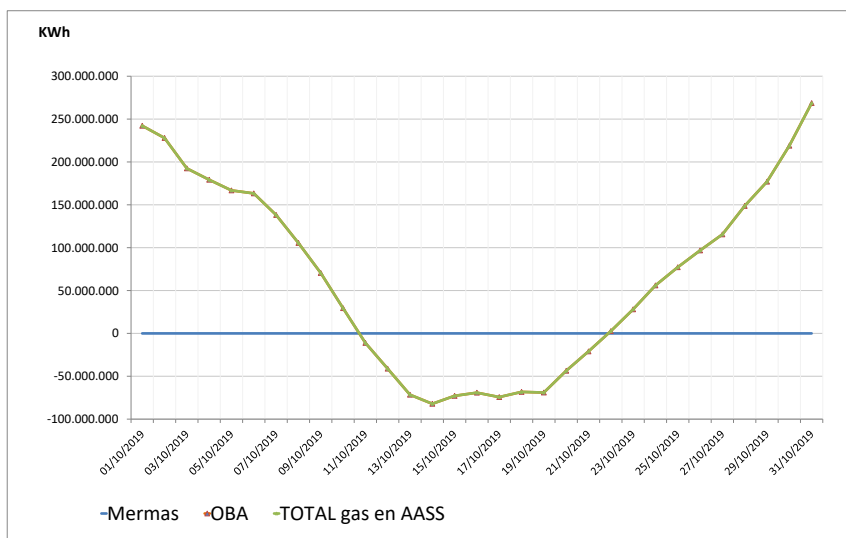
Observaciones:

# Cuentas GTS en AASS: Octubre 2019

## Seguimiento diario provisional de existencias (d+1)

Unidad:KWh	Mermas	OBA	TOTAL gas en AASS
1-oct.	0	242.218.368	242.218.368
2-oct.	0	227.959.816	227.959.816
3-oct.	0	192.488.498	192.488.498
4-oct.	0	179.233.973	179.233.973
5-oct.	0	166.820.001	166.820.001
6-oct.	0	163.316.386	163.316.386
7-oct.	0	138.163.468	138.163.468
8-oct.	0	105.500.567	105.500.567
9-oct.	0	70.493.846	70.493.846
10-oct.	0	29.481.576	29.481.576
11-oct.	0	-11.055.024	-11.055.024
12-oct.	0	-41.139.652	-41.139.652
13-oct.	0	-71.507.499	-71.507.499
14-oct.	0	-82.125.109	-82.125.109
15-oct.	0	-72.845.790	-72.845.790
16-oct.	0	-69.124.120	-69.124.120
17-oct.	0	-74.281.437	-74.281.437
18-oct.	0	-68.241.730	-68.241.730
19-oct.	0	-68.992.523	-68.992.523
20-oct.	0	-43.580.691	-43.580.691
21-oct.	0	-21.000.563	-21.000.563
22-oct.	0	2.620.313	2.620.313
23-oct.	0	28.038.877	28.038.877
24-oct.	0	55.965.215	55.965.215
25-oct.	0	77.194.689	77.194.689
26-oct.	0	96.748.156	96.748.156
27-oct.	0	115.509.582	115.509.582
28-oct.	0	148.746.516	148.746.516
29-oct.	0	176.993.735	176.993.735
30-oct.	0	218.959.320	218.959.320
31-oct.	0	268.651.756	268.651.756

### Evolución existencias cuentas GTS en AASS



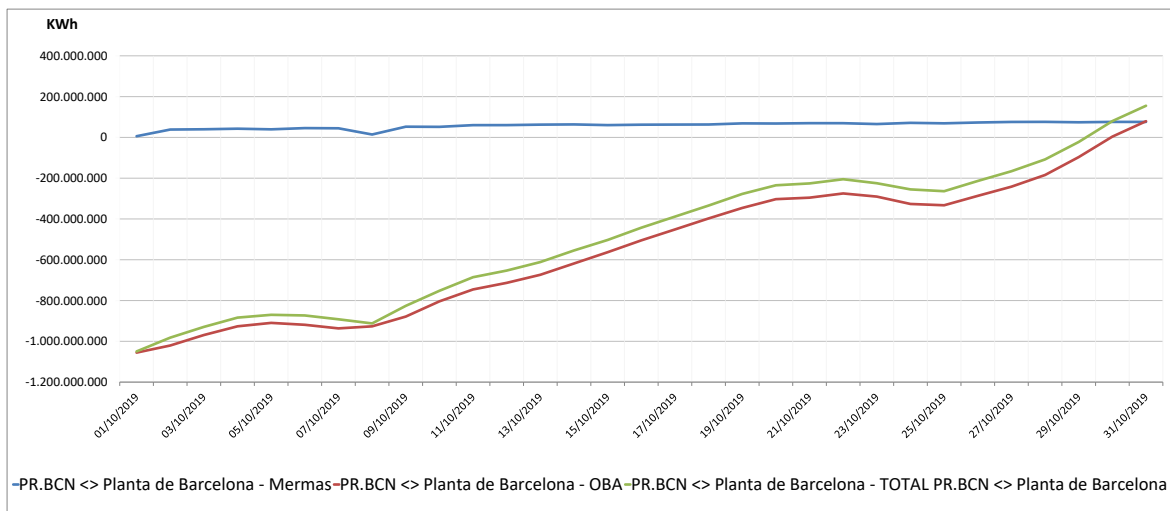
Observaciones :

# Cuentas GTS en PR Barcelona: Octubre 2019

## Seguimiento diario provisional de existencias (d+1)

Unidad: KWh	Mermas	OBA	TOTAL PR.BCN <> Planta de Barcelona
1-oct.	5.828.604	-1.055.392.066	-1.049.563.462
2-oct.	38.599.611	-1.020.496.632	-981.897.021
3-oct.	39.869.313	-969.167.144	-929.297.831
4-oct.	42.623.302	-926.334.382	-883.711.080
5-oct.	39.587.680	-909.624.135	-870.036.455
6-oct.	45.608.723	-918.816.093	-873.207.370
7-oct.	44.664.633	-936.610.477	-891.945.844
8-oct.	14.300.909	-926.506.687	-912.205.778
9-oct.	52.495.792	-878.617.843	-826.122.051
10-oct.	51.785.805	-804.000.707	-752.214.902
11-oct.	60.021.490	-745.648.007	-685.626.517
12-oct.	60.236.253	-713.271.807	-653.035.554
13-oct.	62.534.123	-673.752.159	-611.218.036
14-oct.	63.758.205	-618.266.285	-554.508.080
15-oct.	60.176.755	-563.091.311	-502.914.556
16-oct.	62.237.362	-505.005.640	-442.768.278
17-oct.	62.886.929	-451.432.604	-388.545.675
18-oct.	63.208.498	-397.412.074	-334.203.576
19-oct.	68.671.460	-345.893.238	-277.221.778
20-oct.	68.010.584	-302.879.600	-234.869.016
21-oct.	69.845.415	-295.622.527	-225.777.112
22-oct.	69.664.095	-274.852.045	-205.187.950
23-oct.	65.491.877	-290.302.635	-224.810.758
24-oct.	71.302.748	-326.289.474	-254.986.726
25-oct.	68.961.275	-332.844.194	-263.882.919
26-oct.	73.092.551	-286.671.888	-213.579.337
27-oct.	75.723.800	-241.652.989	-165.929.189
28-oct.	76.257.953	-184.343.823	-108.085.870
29-oct.	74.025.296	-96.532.450	-22.507.154
30-oct.	76.126.886	3.878.556	80.005.442
31-oct.	75.932.467	79.281.028	155.213.495

## Evolución existencias cuentas GTS en PR Barcelona



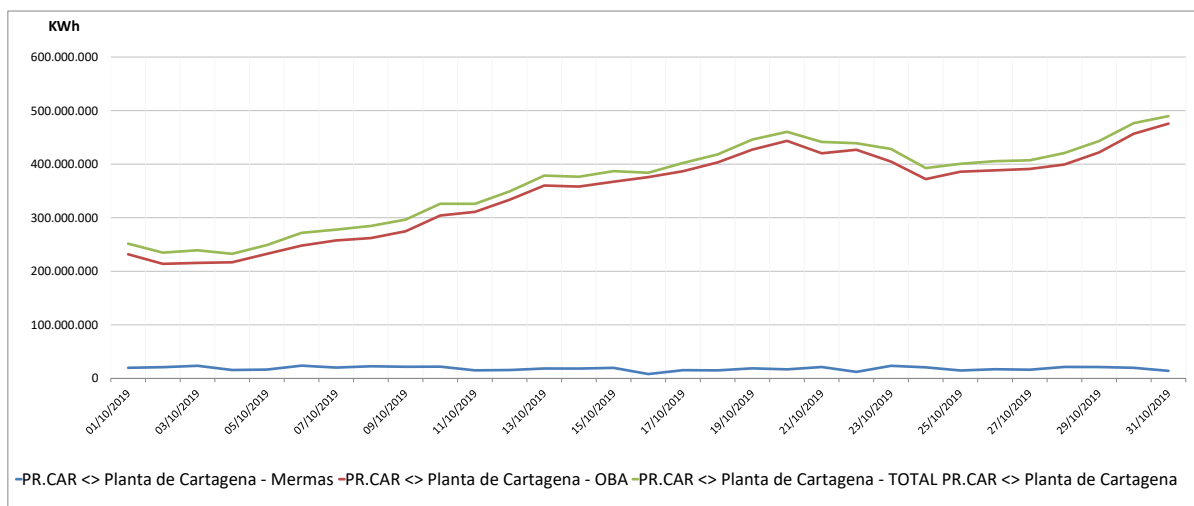
Observaciones:

# Cuentas GTS en PR Cartagena: Octubre 2019

## Seguimiento diario provisional de existencias (d+1)

Unidad: kWh	Mermas	OBA	TOTAL PR.CAR <> Planta de Cartagena
1-oct.	19.811.395	231.736.667	251.548.062
2-oct.	20.920.141	213.880.233	234.800.374
3-oct.	23.560.363	215.620.708	239.181.071
4-oct.	15.680.929	216.853.568	232.534.497
5-oct.	16.459.842	232.454.145	248.913.987
6-oct.	23.783.248	247.973.791	271.757.039
7-oct.	20.231.086	257.572.451	277.803.537
8-oct.	22.655.486	261.975.716	284.631.202
9-oct.	21.728.466	274.688.747	296.417.213
10-oct.	21.931.573	304.151.995	326.083.568
11-oct.	15.015.887	310.923.634	325.939.521
12-oct.	15.600.390	333.550.123	349.150.513
13-oct.	18.473.044	360.096.875	378.569.919
14-oct.	18.341.109	358.150.830	376.491.939
15-oct.	19.671.216	367.270.399	386.941.615
16-oct.	8.114.870	375.876.882	383.991.752
17-oct.	15.359.149	386.841.395	402.200.544
18-oct.	14.942.874	403.264.898	418.207.772
19-oct.	18.767.272	427.176.071	445.943.343
20-oct.	16.878.276	443.493.450	460.371.726
21-oct.	21.229.899	420.321.279	441.551.178
22-oct.	12.153.560	426.095.269	439.048.829
23-oct.	23.524.537	404.770.080	428.294.617
24-oct.	20.598.008	372.092.023	392.690.031
25-oct.	14.759.897	385.893.842	400.653.739
26-oct.	17.106.909	388.453.066	405.559.975
27-oct.	16.182.911	391.042.245	407.225.156
28-oct.	21.431.152	399.344.480	420.775.632
29-oct.	21.213.783	421.950.732	443.164.515
30-oct.	19.728.782	456.854.487	476.583.269
31-oct.	14.050.929	475.628.672	489.679.601

### Evolución existencias cuentas GTS en PR Cartagena



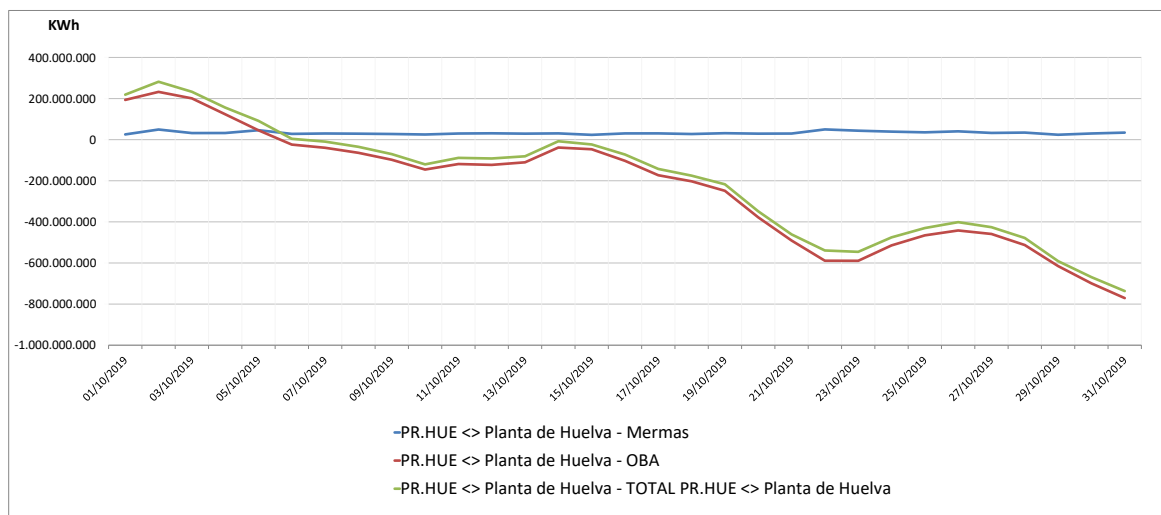
Observaciones:

# Cuentas GTS en PR Huelva: Octubre 2019

## Seguimiento diario provisional de existencias (d+1)

Unidad: KWh			
	Mermas	OBA	TOTAL PR.HUE <> Planta de Huelva
1-oct.	25.571.966	193.405.407	218.977.373
2-oct.	49.300.797	232.484.534	281.785.331
3-oct.	32.139.822	200.919.267	233.059.089
4-oct.	32.449.022	123.721.586	156.170.608
5-oct.	45.962.194	45.529.543	91.491.737
6-oct.	28.071.383	-23.907.083	4.164.300
7-oct.	30.100.587	-39.538.401	-9.437.814
8-oct.	29.119.558	-63.984.506	-34.864.948
9-oct.	27.626.065	-97.828.547	-70.202.482
10-oct.	25.147.933	-145.406.741	-120.258.808
11-oct.	29.887.162	-118.483.060	-88.595.898
12-oct.	31.046.646	-122.683.279	-91.636.633
13-oct.	29.294.969	-110.323.300	-81.028.331
14-oct.	30.514.666	-38.264.467	-7.749.801
15-oct.	23.372.934	-46.779.146	-23.406.212
16-oct.	30.441.046	-102.903.662	-72.462.616
17-oct.	30.492.318	-172.961.514	-142.469.196
18-oct.	27.417.557	-202.580.839	-175.163.282
19-oct.	31.482.175	-248.803.722	-217.321.547
20-oct.	29.211.329	-377.939.454	-348.728.125
21-oct.	29.805.151	-490.772.221	-460.967.070
22-oct.	49.877.332	-588.981.541	-539.104.209
23-oct.	43.546.518	-589.407.836	-545.861.318
24-oct.	39.115.483	-514.572.975	-475.457.492
25-oct.	35.619.150	-465.674.460	-430.055.310
26-oct.	40.469.850	-441.751.342	-401.281.492
27-oct.	32.756.036	-458.717.852	-425.961.816
28-oct.	34.449.617	-512.733.646	-478.284.029
29-oct.	24.013.964	-615.028.125	-591.014.161
30-oct.	30.135.995	-699.061.302	-668.925.307
31-oct.	34.266.334	-770.809.271	-736.542.937

### Evolución existencias cuentas GTS en PR Huelva



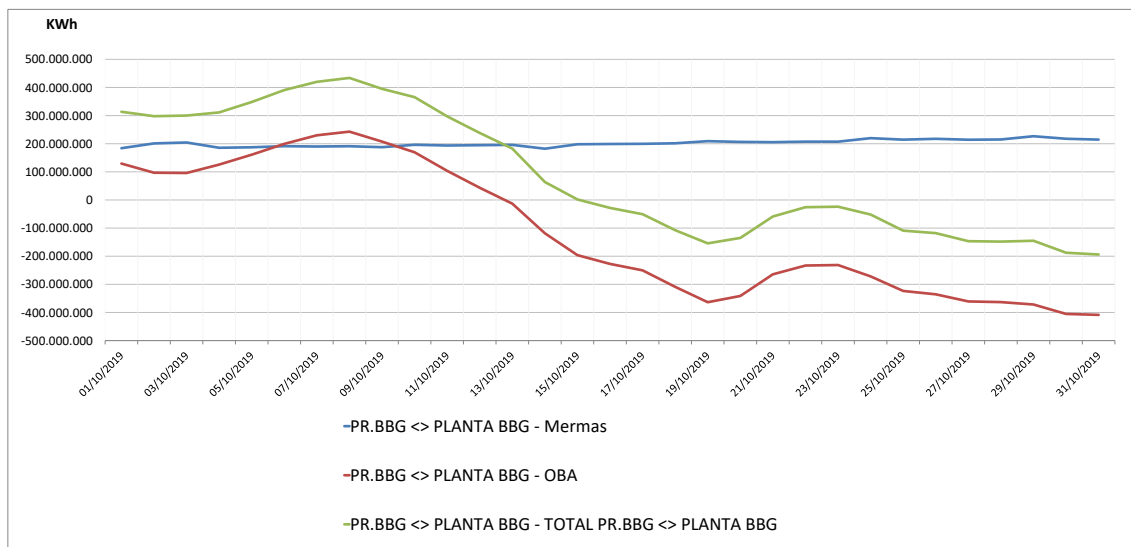
Observaciones:

# Cuentas GTS en PR Bilbao: Octubre 2019

## Seguimiento diario provisional de existencias (d+1)

Unidad: KWh			
	Mermas	OBA	TOTAL PR.BBG <> PLANTA BBG
1-oct.	184.072.362	129.534.794	313.607.156
2-oct.	201.040.241	96.916.282	297.956.523
3-oct.	204.324.405	95.860.960	300.185.365
4-oct.	185.534.916	125.792.754	311.327.670
5-oct.	187.322.764	161.050.598	348.373.362
6-oct.	191.296.548	199.472.444	390.768.992
7-oct.	190.068.217	229.967.911	420.036.128
8-oct.	191.009.026	242.947.367	433.956.393
9-oct.	187.688.051	207.506.520	395.194.571
10-oct.	196.155.162	169.495.604	365.650.766
11-oct.	193.690.815	103.690.373	297.381.188
12-oct.	194.847.931	43.455.354	238.303.285
13-oct.	195.859.955	-13.108.985	182.750.970
14-oct.	182.251.213	-118.469.045	63.782.168
15-oct.	198.000.426	-196.196.112	1.804.314
16-oct.	198.997.754	-227.303.922	-28.306.168
17-oct.	199.571.236	-250.278.585	-50.707.349
18-oct.	201.461.495	-308.924.707	-107.463.212
19-oct.	209.191.415	-363.464.175	-154.272.760
20-oct.	206.359.690	-341.318.642	-134.958.952
21-oct.	205.513.726	-264.245.753	-58.732.027
22-oct.	207.401.701	-233.110.127	-25.708.426
23-oct.	207.271.266	-231.227.834	-23.956.568
24-oct.	219.853.223	-271.710.743	-51.857.520
25-oct.	214.447.774	-323.475.555	-109.027.781
26-oct.	217.460.418	-335.352.352	-117.891.934
27-oct.	214.236.349	-360.755.045	-146.518.696
28-oct.	215.084.979	-363.160.337	-148.075.358
29-oct.	226.652.439	-371.648.841	-144.996.402
30-oct.	217.715.619	-405.268.356	-187.552.737
31-oct.	214.676.582	-408.596.502	-193.919.920

### Evolución existencias cuentas GTS en PR Bilbao



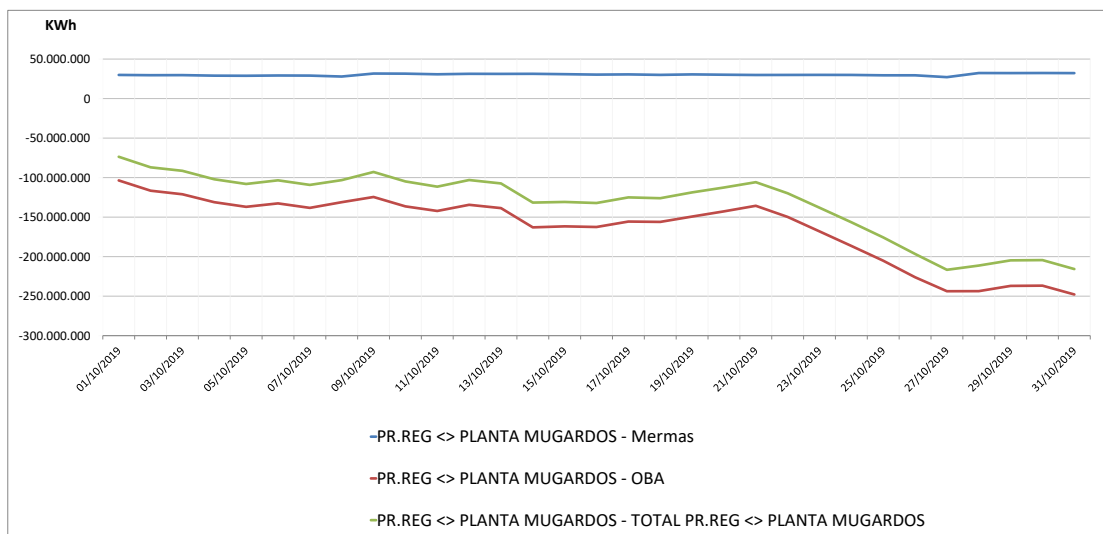
Observaciones:

# Cuentas GTS en PR MugarDOS: Octubre 2019

## Seguimiento diario provisional de existencias (d+1)

Unidad: KWh			
	Mermas	OBA	TOTAL PR.REG <> PLANTA MUGARDOS
1-oct.	29.934.051	-103.556.191	-73.622.140
2-oct.	29.584.363	-116.568.103	-86.983.740
3-oct.	29.689.442	-121.088.687	-91.399.245
4-oct.	28.999.757	-131.091.895	-102.092.138
5-oct.	28.897.390	-136.951.999	-108.054.609
6-oct.	29.201.485	-132.639.559	-103.438.074
7-oct.	29.081.586	-138.319.055	-109.237.469
8-oct.	27.922.256	-131.109.975	-103.187.719
9-oct.	31.694.010	-124.544.735	-92.850.725
10-oct.	31.552.127	-136.417.511	-104.865.384
11-oct.	30.746.485	-142.190.511	-111.444.026
12-oct.	31.361.401	-134.408.951	-103.047.550
13-oct.	31.228.781	-138.587.839	-107.359.058
14-oct.	31.361.870	-162.979.847	-131.617.977
15-oct.	30.861.302	-161.655.439	-130.794.137
16-oct.	30.349.682	-162.497.047	-132.147.365
17-oct.	30.590.263	-155.600.543	-125.010.280
18-oct.	29.976.115	-156.029.863	-126.053.748
19-oct.	30.574.070	-149.287.599	-118.713.529
20-oct.	30.179.028	-142.710.199	-112.531.171
21-oct.	29.858.247	-135.654.335	-105.796.088
22-oct.	29.942.602	-149.768.903	-119.826.301
23-oct.	29.983.114	-168.070.554	-138.087.440
24-oct.	29.921.870	-186.452.386	-156.530.516
25-oct.	29.465.261	-205.120.426	-175.655.165
26-oct.	29.452.423	-226.034.354	-196.581.931
27-oct.	27.134.572	-243.784.378	-216.649.806
28-oct.	32.333.822	-243.633.090	-211.299.268
29-oct.	32.264.016	-236.998.602	-204.734.586
30-oct.	32.362.092	-236.731.378	-204.369.286
31-oct.	32.200.393	-247.889.146	-215.688.753

## Evolución existencias cuentas GTS en PR MugarDOS



Observaciones:

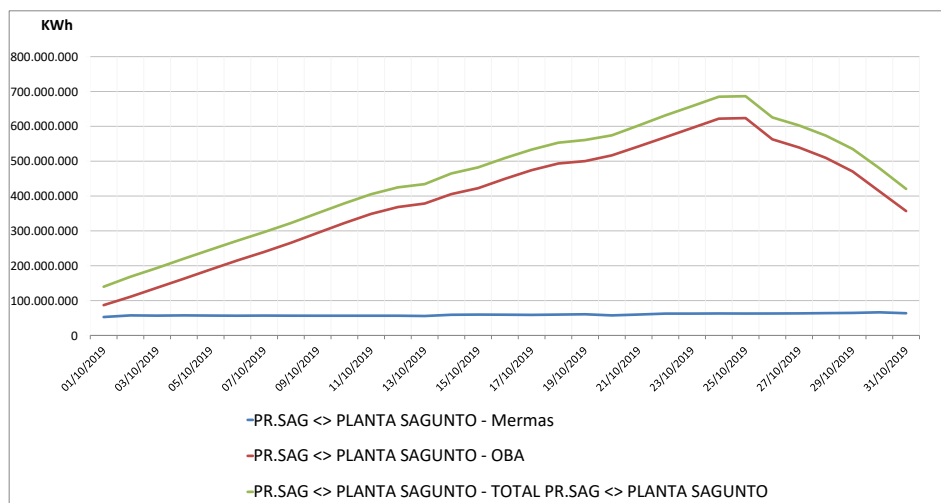


# Cuentas GTS en PR Sagunto: Octubre 2019

## Seguimiento diario provisional de existencias (d+1)

Unidad: KWh			
	Mermas	OBA	TOTAL PR.SAG <> PLANTA SAGUNTO
1-oct.	52.831.388	86.970.492	139.801.880
2-oct.	57.462.618	110.967.597	168.430.215
3-oct.	56.827.505	136.881.630	193.709.135
4-oct.	57.494.443	162.852.007	220.346.450
5-oct.	56.927.170	189.281.136	246.208.306
6-oct.	56.533.152	215.276.089	271.809.241
7-oct.	56.897.321	239.616.258	296.513.579
8-oct.	56.625.294	265.807.819	322.433.113
9-oct.	56.510.131	294.285.948	350.796.079
10-oct.	56.511.063	322.452.781	378.963.844
11-oct.	56.525.513	348.800.990	405.326.503
12-oct.	56.541.326	368.356.350	424.897.676
13-oct.	55.745.005	378.519.614	434.264.619
14-oct.	59.227.395	405.563.143	464.790.538
15-oct.	59.764.393	422.464.976	482.229.369
16-oct.	59.450.670	449.426.585	508.877.255
17-oct.	58.941.519	474.323.810	533.265.329
18-oct.	59.745.089	493.380.139	553.125.228
19-oct.	60.689.821	500.153.739	560.843.560
20-oct.	57.497.766	516.724.971	574.222.737
21-oct.	59.964.350	542.483.356	602.447.706
22-oct.	62.605.126	568.822.373	631.427.499
23-oct.	62.614.971	595.366.190	657.981.161
24-oct.	62.974.233	622.082.039	685.056.272
25-oct.	62.834.719	623.689.408	686.524.127
26-oct.	62.887.998	562.699.577	625.587.575
27-oct.	63.257.996	539.206.658	602.464.654
28-oct.	63.957.683	509.430.475	573.388.158
29-oct.	64.614.666	470.512.020	535.126.686
30-oct.	66.296.697	413.636.701	479.933.398
31-oct.	63.670.725	356.785.958	420.456.683

### Evolución existencias cuentas GTS en PR Sagunto



Observaciones: