



Seguimiento Cuentas del GTS

Información diaria provisional (d+1)

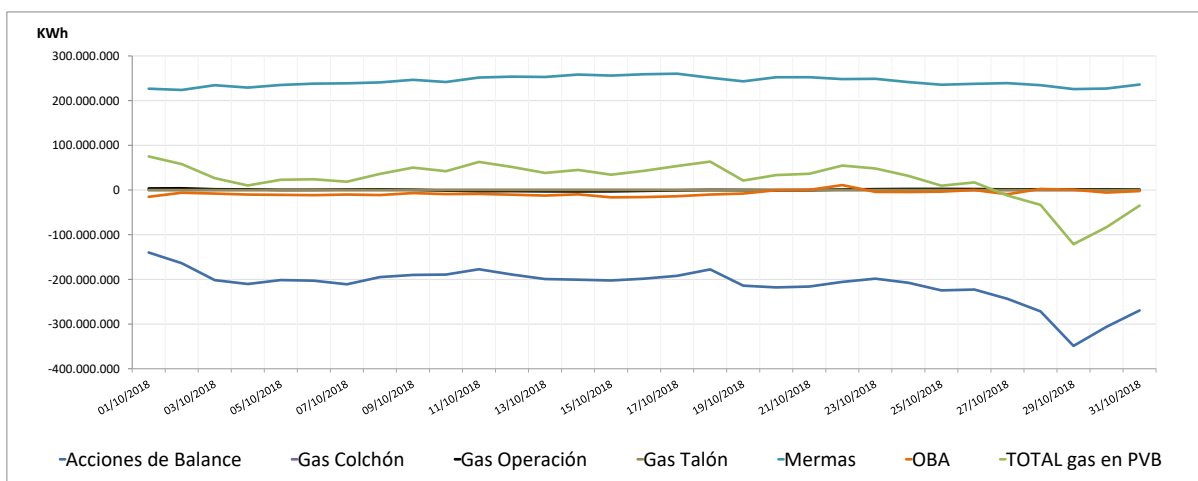
octubre-18

06/11/2018

Seguimiento diario provisional de existencias (d+1)

Unidad:KWh							
	Acciones de Balance	Gas Colchón	Gas Operación	Gas Talón	Mermas	OBA	TOTAL gas en PVB
1-oct.	-139.869.281	0	3.449.129	0	226.737.310	-15.168.671	75.148.487
2-oct.	-163.763.889	0	3.874.851	0	223.914.609	-6.043.890	57.981.681
3-oct.	-201.663.981	0	1.701.573	0	234.512.452	-8.003.248	26.546.796
4-oct.	-210.313.965	0	1.430.816	0	229.239.262	-10.237.279	10.118.834
5-oct.	-201.560.907	0	256.099	0	235.033.861	-10.775.874	22.953.179
6-oct.	-202.950.918	0	375.827	0	238.070.386	-11.471.781	24.023.514
7-oct.	-211.018.868	0	990.984	0	238.746.114	-10.146.160	18.572.070
8-oct.	-194.842.489	0	1.360.269	0	240.778.486	-11.262.340	36.033.926
9-oct.	-190.079.725	0	590.955	0	246.555.548	-6.885.781	50.180.997
10-oct.	-189.209.732	0	-1.302.569	0	241.731.233	-9.169.235	42.049.697
11-oct.	-177.338.406	0	-2.778.294	0	251.752.008	-8.792.236	62.843.072
12-oct.	-189.205.728	0	-2.443.734	0	253.631.270	-10.434.341	51.547.467
13-oct.	-199.281.423	0	-2.986.743	0	252.962.707	-12.462.916	38.231.625
14-oct.	-200.711.364	0	-3.137.081	0	258.354.281	-9.649.052	44.856.784
15-oct.	-202.439.955	0	-3.004.252	0	256.078.785	-16.392.160	34.242.418
16-oct.	-198.365.536	0	-1.882.409	0	259.008.456	-15.781.822	42.978.689
17-oct.	-192.010.691	0	-698.637	0	260.292.648	-13.935.481	53.647.839
18-oct.	-177.718.240	0	134.961	0	251.245.042	-10.126.687	63.535.076
19-oct.	-214.106.069	0	-60.517	0	243.217.132	-7.926.697	21.123.849
20-oct.	-218.043.011	0	-597.699	0	252.347.142	-329.911	33.376.521
21-oct.	-216.037.807	0	-364.216	0	252.481.509	239.808	36.319.294
22-oct.	-205.653.505	0	1.078.499	0	248.187.297	11.054.438	54.666.729
23-oct.	-198.369.442	0	1.859.876	0	248.855.463	-4.170.063	48.175.834
24-oct.	-207.642.523	0	2.317.100	0	241.486.301	-4.545.616	31.615.262
25-oct.	-224.619.914	0	2.352.678	0	235.595.875	-3.605.196	9.723.443
26-oct.	-222.709.430	0	2.113.919	0	237.598.722	-8.008	16.995.203
27-oct.	-243.505.308	0	1.418.406	0	239.199.887	-9.466.324	-12.353.339
28-oct.	-271.626.350	0	1.379.603	0	234.631.268	2.367.539	-33.247.940
29-oct.	-348.915.099	0	1.266.766	0	225.847.953	587.101	-121.213.279
30-oct.	-306.117.129	0	1.607.596	0	227.090.810	-5.708.914	-83.127.637
31-oct.	-269.539.599	0	986.969	0	236.042.148	-2.350.789	-34.861.271

Evolución existencias cuentas GTS en PVB



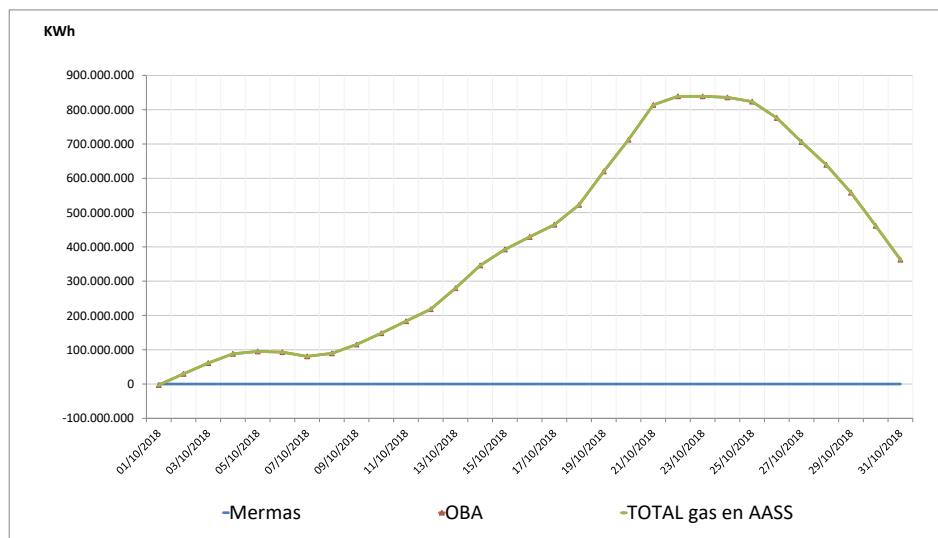
Observaciones:

Cuentas GTS en AASS: Octubre 2018

Seguimiento diario provisional de existencias (d+1)

Unidad:KWh	Mermas	OBA	TOTAL gas en AASS
1-oct.	0	-2.686.247	-2.686.247
2-oct.	0	29.714.611	29.714.611
3-oct.	0	61.170.336	61.170.336
4-oct.	0	88.178.530	88.178.530
5-oct.	0	95.030.881	95.030.881
6-oct.	0	92.956.854	92.956.854
7-oct.	0	80.697.514	80.697.514
8-oct.	0	89.439.198	89.439.198
9-oct.	0	115.314.716	115.314.716
10-oct.	0	148.202.198	148.202.198
11-oct.	0	183.210.091	183.210.091
12-oct.	0	218.295.980	218.295.980
13-oct.	0	279.439.824	279.439.824
14-oct.	0	345.873.742	345.873.742
15-oct.	0	392.322.165	392.322.165
16-oct.	0	428.998.584	428.998.584
17-oct.	0	464.725.113	464.725.113
18-oct.	0	522.628.366	522.628.366
19-oct.	0	620.017.783	620.017.783
20-oct.	0	712.509.445	712.509.445
21-oct.	0	814.119.744	814.119.744
22-oct.	0	839.139.378	839.139.378
23-oct.	0	839.149.198	839.149.198
24-oct.	0	836.069.697	836.069.697
25-oct.	0	823.616.073	823.616.073
26-oct.	0	776.003.693	776.003.693
27-oct.	0	705.986.293	705.986.293
28-oct.	0	639.413.025	639.413.025
29-oct.	0	558.010.584	558.010.584
30-oct.	0	461.476.806	461.476.806
31-oct.	0	362.707.352	362.707.352

Evolución existencias cuentas GTS en AASS



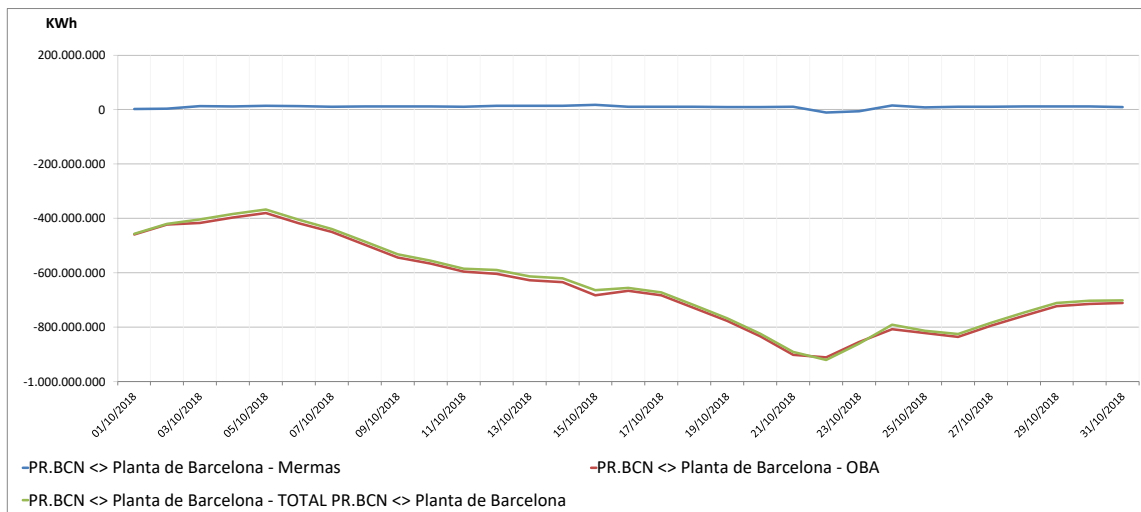
Observaciones :

Cuentas GTS en PR Barcelona: Octubre 2018

Seguimiento diario provisional de existencias (d+1)

Unidad: KWh			
	Mermas	OBA	TOTAL PR.BCN <> Planta de Barcelona
1-oct.	1.892.200	-458.676.827	-456.784.627
2-oct.	3.173.272	-423.059.989	-419.886.717
3-oct.	13.440.195	-417.007.081	-403.566.886
4-oct.	11.824.410	-396.246.804	-384.422.394
5-oct.	13.589.375	-380.782.087	-367.192.712
6-oct.	13.273.597	-418.414.738	-405.141.141
7-oct.	10.691.747	-449.624.916	-438.933.169
8-oct.	11.503.943	-496.353.101	-484.849.158
9-oct.	11.109.341	-543.861.818	-532.752.477
10-oct.	11.568.540	-566.695.067	-555.126.527
11-oct.	10.250.271	-595.637.789	-585.387.518
12-oct.	13.495.811	-603.930.201	-590.434.390
13-oct.	13.841.398	-627.014.225	-613.172.827
14-oct.	13.684.671	-634.354.630	-620.669.959
15-oct.	17.958.169	-682.315.546	-664.357.377
16-oct.	10.614.583	-665.859.272	-655.244.689
17-oct.	10.525.626	-683.068.393	-672.542.767
18-oct.	10.318.516	-730.192.013	-719.873.497
19-oct.	9.868.697	-777.174.722	-767.306.025
20-oct.	9.309.776	-833.573.652	-824.263.876
21-oct.	10.051.279	-901.470.422	-891.419.143
22-oct.	-10.165.572	-910.679.999	-920.845.571
23-oct.	-5.941.925	-855.191.069	-861.132.994
24-oct.	15.640.255	-807.274.884	-791.634.629
25-oct.	8.655.701	-821.802.224	-813.146.523
26-oct.	10.035.010	-835.616.713	-825.581.703
27-oct.	11.070.617	-794.827.303	-783.756.686
28-oct.	11.122.744	-758.067.277	-746.944.533
29-oct.	12.219.043	-723.235.484	-711.016.441
30-oct.	11.278.912	-714.390.329	-703.111.417
31-oct.	9.519.419	-711.058.342	-701.538.923

Evolución existencias cuentas GTS en PR Barcelona



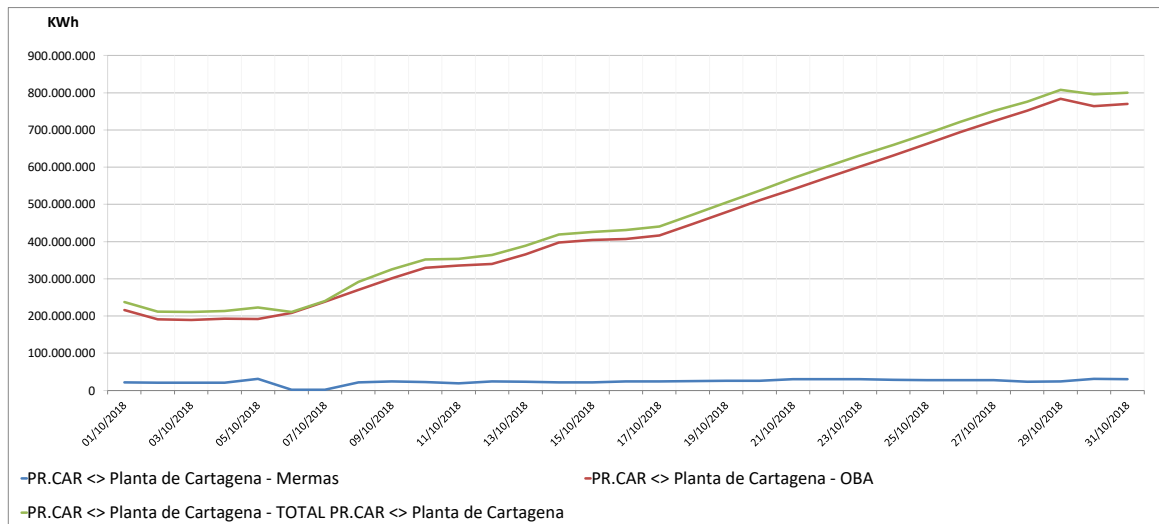
Observaciones:

Cuentas GTS en PR Cartagena: Octubre 2018

Seguimiento diario provisional de existencias (d+1)

Unidad: KWh			
	Mermas	OBA	TOTAL PR.CAR <> Planta de Cartagena
1-oct.	21.428.178	216.452.748	237.880.926
2-oct.	20.519.261	191.506.020	212.025.281
3-oct.	20.985.847	189.617.237	210.603.084
4-oct.	20.526.937	193.071.183	213.598.120
5-oct.	31.156.264	191.996.876	223.153.140
6-oct.	2.137.232	208.418.832	210.556.064
7-oct.	1.761.043	238.591.177	240.352.220
8-oct.	22.043.756	269.935.668	291.979.424
9-oct.	24.571.751	300.865.833	325.437.584
10-oct.	22.173.352	329.824.853	351.998.205
11-oct.	18.721.832	335.215.677	353.937.509
12-oct.	23.852.714	340.146.438	363.999.152
13-oct.	22.996.932	365.564.466	388.561.398
14-oct.	21.794.112	397.202.433	418.996.545
15-oct.	21.380.160	404.243.229	425.623.389
16-oct.	23.956.556	406.883.131	430.839.687
17-oct.	24.524.135	416.112.992	440.637.127
18-oct.	24.867.977	447.590.774	472.458.751
19-oct.	25.673.201	479.152.379	504.825.580
20-oct.	26.178.444	510.764.136	536.942.580
21-oct.	30.384.604	540.085.861	570.470.465
22-oct.	30.285.445	571.432.893	601.718.338
23-oct.	29.955.741	601.442.681	631.398.422
24-oct.	28.783.143	631.296.970	660.080.113
25-oct.	27.326.739	662.457.962	689.784.701
26-oct.	27.785.779	693.855.975	721.641.754
27-oct.	27.865.354	723.220.754	751.086.108
28-oct.	23.733.874	751.833.084	775.566.958
29-oct.	24.271.662	783.283.617	807.555.279
30-oct.	31.516.631	763.859.351	795.375.982
31-oct.	29.945.538	769.681.917	799.627.455

Evolución existencias cuentas GTS en PR Cartagena



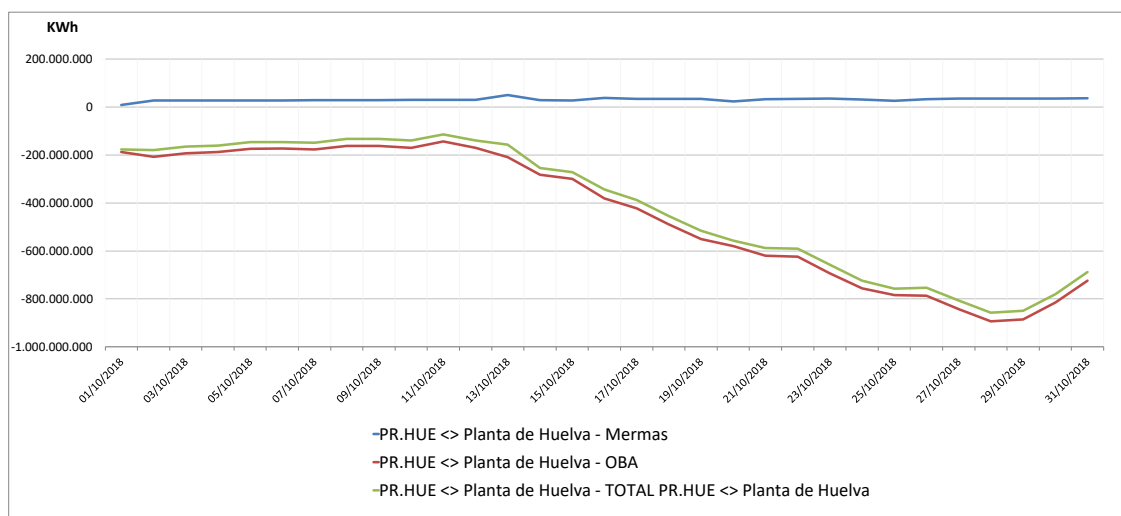
Observaciones:

Cuentas GTS en PR Huelva: Octubre 2018

Seguimiento diario provisional de existencias (d+1)

Unidad: KWh			
	Mermas	OBA	TOTAL PR.HUE <> Planta de Huelva
1-oct.	9.443.771	-186.676.994	-177.233.223
2-oct.	27.933.347	-206.704.629	-178.771.282
3-oct.	27.626.728	-192.347.988	-164.721.260
4-oct.	27.399.353	-187.537.630	-160.138.277
5-oct.	28.169.432	-174.283.848	-146.114.416
6-oct.	27.877.189	-173.237.162	-145.359.973
7-oct.	28.305.377	-177.058.373	-148.752.996
8-oct.	28.755.472	-161.811.885	-133.056.413
9-oct.	29.382.140	-161.360.371	-131.978.231
10-oct.	29.620.782	-169.310.346	-139.689.564
11-oct.	30.090.057	-143.575.350	-113.485.293
12-oct.	30.475.241	-169.887.448	-139.412.207
13-oct.	50.889.808	-208.072.072	-157.182.264
14-oct.	29.164.987	-282.573.593	-253.408.606
15-oct.	27.917.351	-299.548.877	-271.631.526
16-oct.	37.921.083	-381.022.775	-343.101.692
17-oct.	34.036.118	-422.078.774	-388.042.656
18-oct.	33.749.226	-488.397.956	-454.648.730
19-oct.	34.612.116	-549.883.185	-515.271.069
20-oct.	23.685.007	-580.232.460	-556.547.453
21-oct.	32.510.507	-620.395.437	-587.884.930
22-oct.	33.660.008	-624.032.121	-590.372.113
23-oct.	35.952.547	-693.162.943	-657.210.396
24-oct.	31.695.720	-755.588.816	-723.893.096
25-oct.	26.402.771	-783.603.783	-757.201.012
26-oct.	33.008.695	-786.872.034	-753.863.339
27-oct.	35.785.053	-842.618.761	-806.833.708
28-oct.	35.829.890	-893.234.222	-857.404.332
29-oct.	35.979.156	-884.838.182	-848.859.026
30-oct.	35.665.944	-814.999.661	-779.333.717
31-oct.	36.318.817	-723.547.423	-687.228.606

Evolución existencias cuentas GTS en PR Huelva



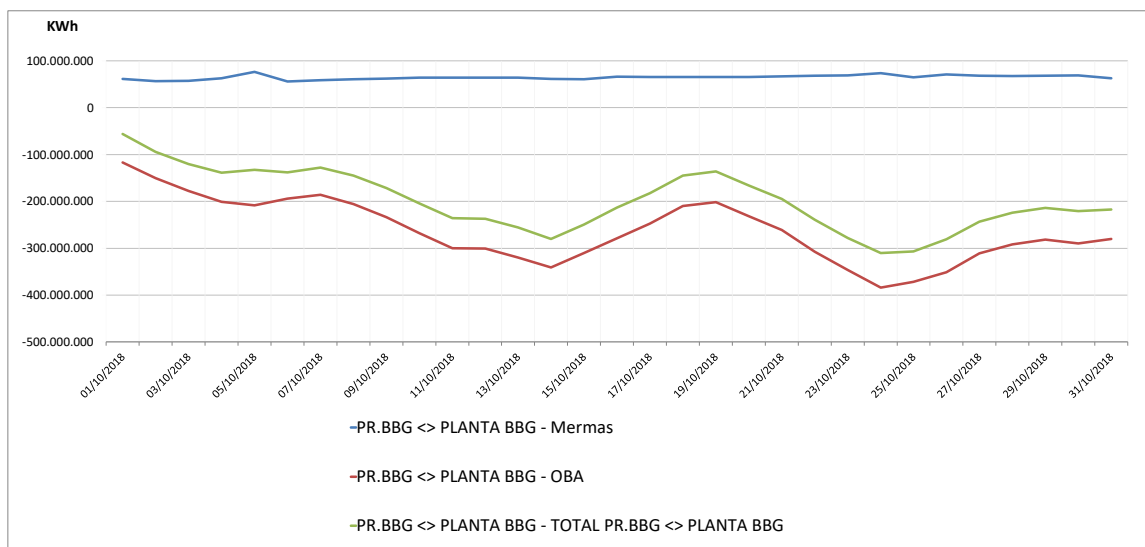
Observaciones:

Cuentas GTS en PR Bilbao: Octubre 2018

Seguimiento diario provisional de existencias (d+1)

Unidad: KWh			
	Mermas	OBA	TOTAL PR.BBG <> PLANTA BBG
1-oct.	61.397.783	-117.282.315	-55.884.532
2-oct.	56.228.726	-150.696.772	-94.468.046
3-oct.	57.371.763	-177.962.171	-120.590.408
4-oct.	62.352.589	-201.051.862	-138.699.273
5-oct.	76.194.510	-208.600.455	-132.405.945
6-oct.	55.839.818	-193.882.212	-138.042.394
7-oct.	58.254.630	-185.903.225	-127.648.595
8-oct.	60.319.134	-205.484.120	-145.164.986
9-oct.	61.672.704	-233.594.885	-171.922.181
10-oct.	63.758.005	-268.136.894	-204.378.889
11-oct.	64.180.797	-299.668.115	-235.487.318
12-oct.	64.103.445	-300.946.454	-236.843.009
13-oct.	64.040.545	-319.921.098	-255.880.553
14-oct.	60.978.206	-340.872.925	-279.894.719
15-oct.	60.884.620	-310.325.564	-249.440.944
16-oct.	65.717.352	-279.152.645	-213.435.293
17-oct.	65.390.307	-247.701.645	-182.311.338
18-oct.	65.004.326	-209.675.145	-144.670.819
19-oct.	65.456.041	-201.580.537	-136.124.496
20-oct.	65.657.238	-231.775.703	-166.118.465
21-oct.	66.366.994	-261.336.320	-194.969.326
22-oct.	68.355.087	-307.405.854	-239.050.767
23-oct.	68.773.925	-346.687.926	-277.914.001
24-oct.	73.483.582	-383.699.483	-310.215.901
25-oct.	64.399.779	-371.509.277	-307.109.498
26-oct.	70.552.151	-351.481.705	-280.929.554
27-oct.	67.883.195	-310.915.240	-243.032.045
28-oct.	67.667.513	-292.092.882	-224.425.369
29-oct.	67.790.588	-281.631.904	-213.841.316
30-oct.	68.639.920	-289.551.478	-220.911.558
31-oct.	62.706.924	-279.902.202	-217.195.278

Evolución existencias cuentas GTS en PR Bilbao



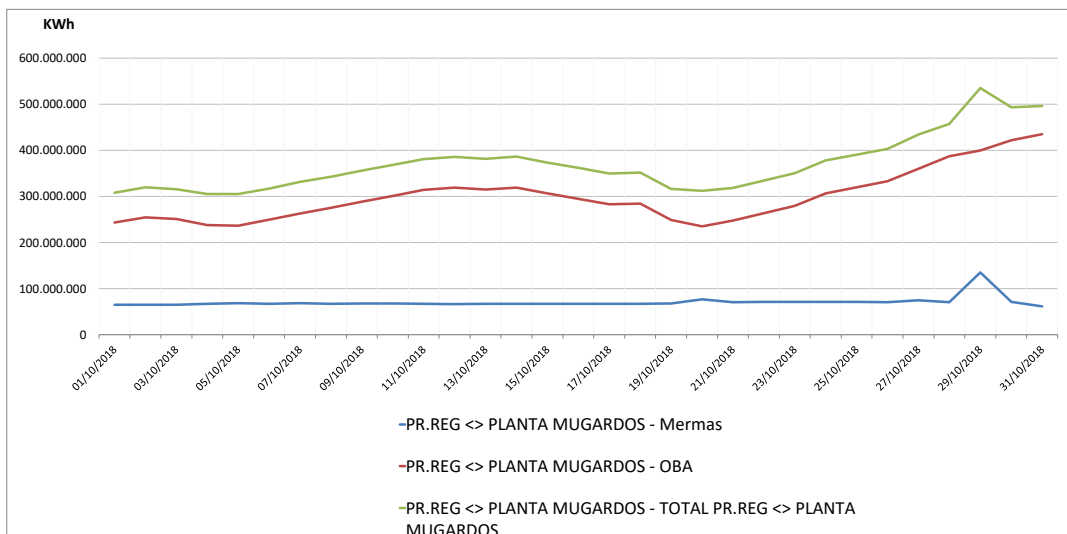
Observaciones:

Cuentas GTS en PR Mugaros: Octubre 2018

Seguimiento diario provisional de existencias (d+1)

Unidad: KWh			
	Merzas	OBA	TOTAL PR.REG <> PLANTA MUGARDOS
1-oct.	64.821.008	243.110.047	307.931.055
2-oct.	64.768.085	254.755.279	319.523.364
3-oct.	64.684.520	250.677.759	315.362.279
4-oct.	66.689.586	238.094.127	304.783.713
5-oct.	68.652.298	236.445.023	305.097.321
6-oct.	67.098.467	249.680.015	316.778.482
7-oct.	68.483.366	262.715.327	331.198.693
8-oct.	67.194.598	275.519.727	342.714.325
9-oct.	67.547.989	288.177.695	355.725.684
10-oct.	67.411.018	300.992.847	368.403.865
11-oct.	66.810.561	313.964.671	380.775.232
12-oct.	66.399.562	319.336.111	385.735.673
13-oct.	66.741.412	314.756.063	381.497.475
14-oct.	67.043.619	318.994.703	386.038.322
15-oct.	66.833.137	306.344.255	373.177.392
16-oct.	66.970.742	294.840.943	361.811.685
17-oct.	67.150.899	282.547.615	349.698.514
18-oct.	67.051.502	284.322.511	351.374.013
19-oct.	67.452.419	248.874.635	316.327.054
20-oct.	76.934.789	234.860.219	311.795.008
21-oct.	70.456.550	247.749.867	318.206.417
22-oct.	70.888.772	263.658.779	334.547.551
23-oct.	71.309.431	279.215.947	350.525.378
24-oct.	71.346.640	306.668.411	378.015.051
25-oct.	71.256.790	319.595.152	390.851.942
26-oct.	70.615.121	332.566.208	403.181.329
27-oct.	74.550.267	359.702.768	434.253.035
28-oct.	70.766.185	386.699.808	457.465.993
29-oct.	135.216.594	399.642.704	534.859.298
30-oct.	71.270.189	421.818.400	493.088.589
31-oct.	61.365.193	434.672.976	496.038.169

Evolución existencias cuentas GTS en PR Mugaros



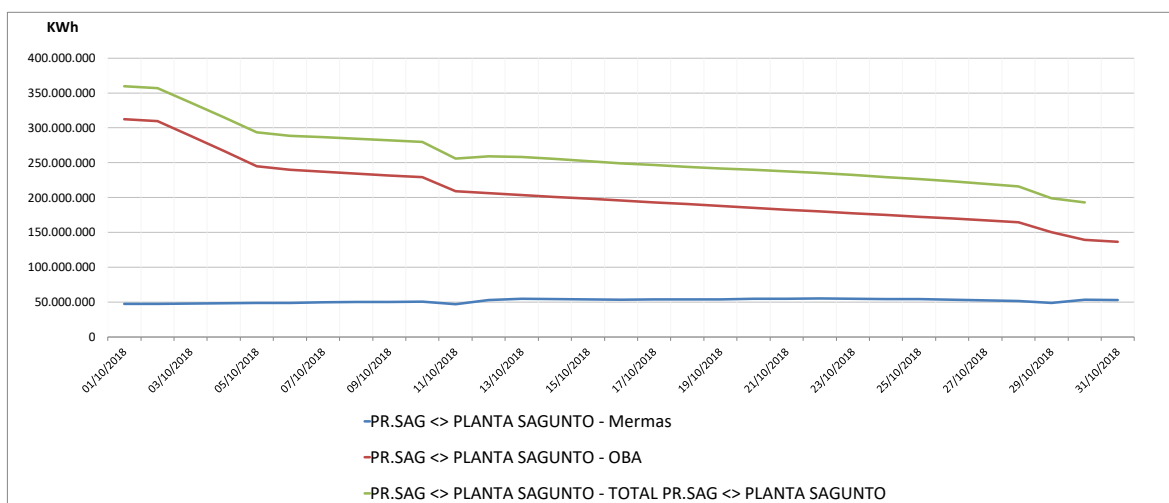
Observaciones:

Cuentas GTS en PR Sagunto: Octubre 2018

Seguimiento diario provisional de existencias (d+1)

Unidad: KWh			
	Mermas	OBA	TOTAL PR.SAG <> PLANTA SAGUNTO
1-oct.	47.204.026	312.405.200	359.609.226
2-oct.	47.171.466	309.643.088	356.814.554
3-oct.	47.799.812	288.376.656	336.176.468
4-oct.	48.195.851	266.848.080	315.043.931
5-oct.	48.750.118	244.778.832	293.528.950
6-oct.	48.938.826	239.610.512	288.549.338
7-oct.	49.767.278	236.999.824	286.767.102
8-oct.	50.019.197	234.406.928	284.426.125
9-oct.	50.339.790	231.763.152	282.102.942
10-oct.	50.667.023	229.139.600	279.806.623
11-oct.	46.785.264	208.983.504	255.768.768
12-oct.	52.682.787	206.265.296	258.948.083
13-oct.	54.525.687	203.637.584	258.163.271
14-oct.	54.339.033	200.992.208	255.331.241
15-oct.	53.953.079	198.374.032	252.327.111
16-oct.	53.431.978	195.745.040	249.177.018
17-oct.	53.695.805	193.116.752	246.812.557
18-oct.	53.658.879	190.490.000	244.148.879
19-oct.	53.995.376	187.853.328	241.848.704
20-oct.	54.500.071	185.226.704	239.726.775
21-oct.	54.766.183	182.600.912	237.367.095
22-oct.	55.010.548	180.015.184	235.025.732
23-oct.	54.893.488	177.454.032	232.347.520
24-oct.	54.342.582	174.896.528	229.239.110
25-oct.	54.119.034	172.344.592	226.463.626
26-oct.	53.455.692	169.790.032	223.245.724
27-oct.	52.390.720	167.114.064	219.504.784
28-oct.	51.421.197	164.419.344	215.840.541
29-oct.	48.593.272	150.316.368	198.909.640
30-oct.	53.567.806	139.427.536	192.995.342
31-oct.	52.782.347	136.682.768	

Evolución existencias cuentas GTS en PR Sagunto



Observaciones: