



Seguimiento Cuentas del GTS

Información diaria provisional (d+1)

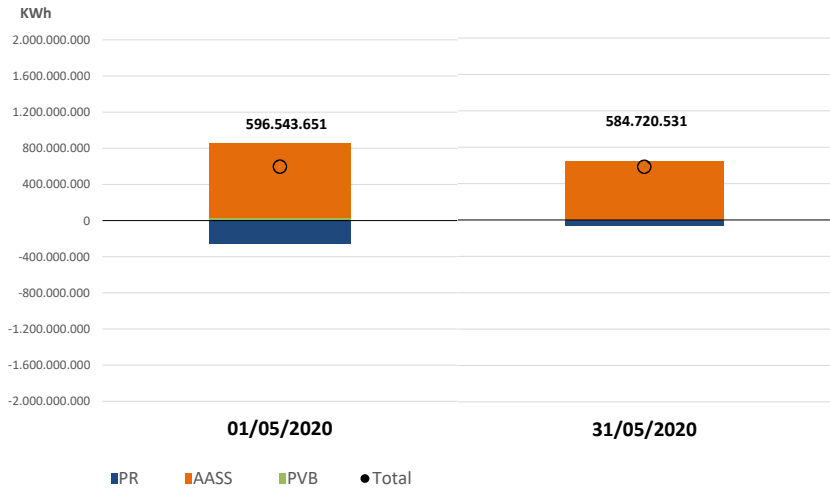
Resumen Cuentas GTS en infraestructuras: Mayo 2020

Seguimiento diario provisional de existencias (d+1)

Unidad kWh	1-may.	31-may.
	PVB	PVB
Acciones de Balance	-595.766.607	-701.415.837
Gas Colchón	0	0
Gas Operación	248.752	275.452
Gas Talón	0	0
Mermas	353.281.527	415.219.853
OBA	273.269.233	281.375.785
TOTAL gas en PVB	31.032.905	-4.544.747

Unidad kWh	1-may.	31-may.
	AVB	AVB
Mermas	36.000.001	36.000.001
OBA	785.552.681	611.184.403
Desbalance AVB	2.000	2.000
TOTAL gas en AVB	821.554.682	647.186.404

Unidad kWh	1-may.	31-may.
	TVB	TVB
Mermas	780.785.290	805.042.289
OBA	-1.036.829.222	-862.961.879
Desbalance en TVB	-4	-1.536
TOTAL gas en TVB	-256.043.936	-57.921.126

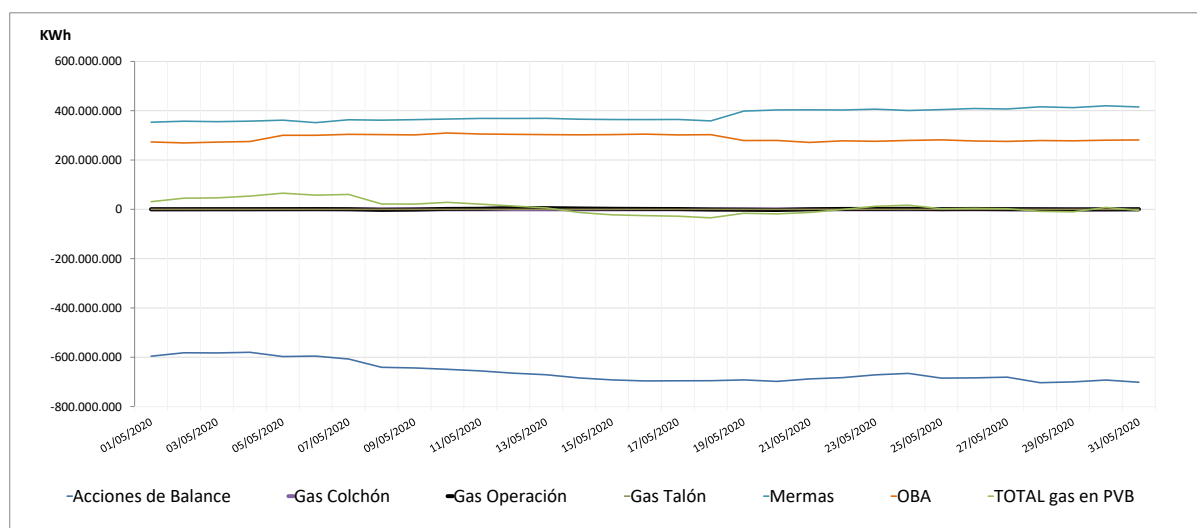


Observaciones:

Seguimiento diario provisional de existencias (d+1)

Unidad:KWh	Acciones de Balance	Gas Colchón	Gas Operación	Gas Talón	Mermas	OBA	TOTAL gas en PVB
1-may.-20	-595.766.607	0	248.752	0	353.281.527	273.269.233	31.032.905
2-may.-20	-581.835.762	0	406.485	0	357.335.687	269.232.513	45.138.923
3-may.-20	-582.474.670	0	615.656	0	355.514.389	272.694.895	46.350.270
4-may.-20	-579.889.463	0	684.657	0	357.764.778	275.061.335	53.621.307
5-may.-20	-597.117.072	0	845.749	0	361.579.506	300.155.274	65.463.457
6-may.-20	-595.362.089	0	991.894	0	351.589.576	300.196.033	57.415.414
7-may.-20	-607.317.845	0	477.305	0	363.128.922	304.151.695	60.440.077
8-may.-20	-640.786.641	0	-2.305.177	0	361.604.662	303.041.156	21.554.000
9-may.-20	-643.413.862	0	-1.005.972	0	363.763.876	301.876.237	21.220.279
10-may.-20	-648.977.444	0	1.648.452	0	366.201.861	309.502.063	28.374.932
11-may.-20	-655.452.698	0	2.154.866	0	368.713.344	305.455.343	20.870.855
12-may.-20	-664.724.017	0	5.472.550	0	368.541.529	304.076.925	13.366.987
13-may.-20	-671.043.446	0	4.843.598	0	368.966.190	302.900.340	5.666.682
14-may.-20	-683.882.410	0	3.340.942	0	365.525.191	302.198.854	-12.817.423
15-may.-20	-691.900.316	0	2.254.024	0	364.205.661	303.107.637	-22.332.994
16-may.-20	-696.047.459	0	1.576.918	0	363.941.138	304.967.187	-25.562.216
17-may.-20	-695.449.907	0	1.296.953	0	364.520.334	301.760.612	-27.872.008
18-may.-20	-695.211.157	0	-758.225	0	358.656.326	302.845.629	-34.467.427
19-may.-20	-691.923.595	0	-1.554.360	0	398.359.347	279.071.258	-16.047.350
20-may.-20	-697.979.793	0	-2.836.112	0	403.002.213	279.257.335	-18.556.357
21-may.-20	-687.876.718	0	294.879	0	403.620.137	271.374.226	-12.587.476
22-may.-20	-682.665.025	0	1.552.196	0	402.725.831	277.748.955	-638.043
23-may.-20	-671.235.429	0	1.593.716	0	406.109.331	275.898.787	12.366.405
24-may.-20	-665.476.419	0	2.019.127	0	400.902.791	279.375.616	16.821.115
25-may.-20	-684.611.110	0	809.682	0	404.507.150	281.794.256	2.499.978
26-may.-20	-683.609.446	0	1.534.559	0	408.953.012	277.268.368	4.146.493
27-may.-20	-680.716.715	0	622.582	0	406.981.848	275.397.739	2.285.454
28-may.-20	-703.278.211	0	174.322	0	415.736.202	279.028.991	-8.338.696
29-may.-20	-700.053.386	0	-470.799	0	412.333.926	277.904.358	-10.285.901
30-may.-20	-692.463.094	0	-246.424	0	419.927.142	280.503.311	7.720.935
31-may.-20	-701.415.837	0	275.452	0	415.219.853	281.375.785	-4.544.747

Evolución existencias cuentas GTS en PVB



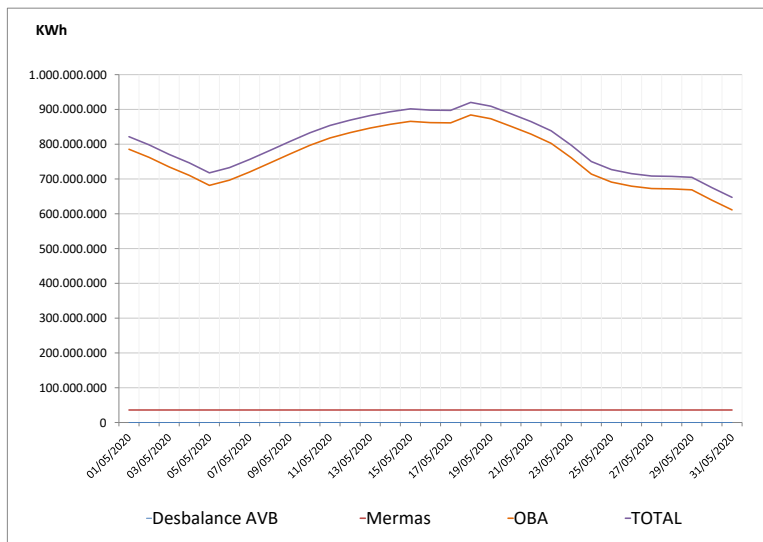
Observaciones:

Cuentas GTS en AVB: Mayo 2020

Seguimiento diario provisional de existencias (d+1)

Unidad:KWh	Desbalance AVB	Mermas	OBA	TOTAL
1-may.	2.000	36.000.001	785.552.681	821.554.682
2-may.	2.000	36.000.001	762.160.738	798.162.739
3-may.	2.000	36.000.001	734.582.551	770.584.552
4-may.	2.000	36.000.001	710.424.466	746.426.467
5-may.	2.000	36.000.001	681.600.657	717.602.658
6-may.	2.000	36.000.001	696.699.391	732.701.392
7-may.	2.000	36.000.001	720.114.105	756.116.106
8-may.	2.000	36.000.001	745.764.253	781.766.254
9-may.	2.000	36.000.001	771.691.010	807.693.011
10-may.	2.000	36.000.001	796.854.037	832.856.038
11-may.	2.000	36.000.001	817.909.628	853.911.629
12-may.	2.000	36.000.001	833.226.351	869.228.352
13-may.	2.000	36.000.001	846.421.945	882.423.946
14-may.	2.000	36.000.001	857.231.381	893.233.382
15-may.	2.000	36.000.001	865.640.664	901.642.665
16-may.	2.000	36.000.001	861.972.000	897.974.001
17-may.	2.000	36.000.001	861.313.467	897.315.468
18-may.	2.000	36.000.001	884.101.100	920.103.101
19-may.	2.000	36.000.001	873.233.403	909.235.404
20-may.	2.000	36.000.001	851.438.203	887.440.204
21-may.	2.000	36.000.001	829.018.700	865.020.701
22-may.	2.000	36.000.001	802.555.255	838.557.256
23-may.	2.000	36.000.001	761.086.847	797.088.848
24-may.	2.000	36.000.001	714.152.828	750.154.829
25-may.	2.000	36.000.001	691.122.670	727.124.671
26-may.	2.000	36.000.001	679.367.403	715.369.404
27-may.	2.000	36.000.001	672.502.327	708.504.328
28-may.	2.000	36.000.001	671.488.527	707.490.528
29-may.	2.000	36.000.001	668.812.239	704.814.240
30-may.	2.000	36.000.001	639.048.393	675.050.394
31-may.	2.000	36.000.001	611.184.403	647.186.404

Evolución existencias cuentas GTS en AVB



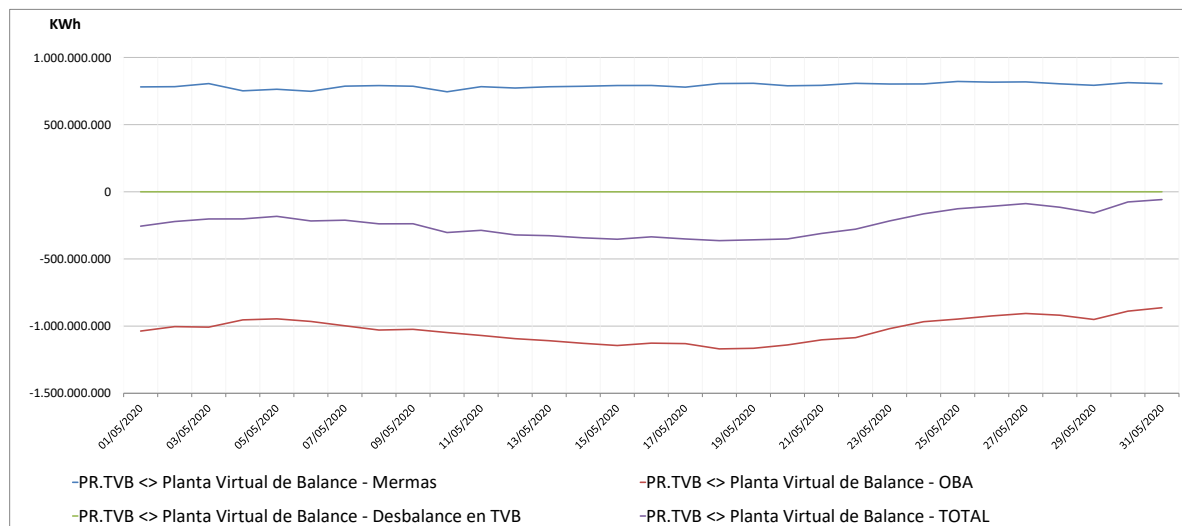
Observaciones :

Cuentas GTS en TVB: Mayo 2020

Seguimiento diario provisional de existencias (d+1)

Unidad: KWh	Mermas	OBA	Desbalance en TVB	TOTAL
1-may.	780.785.290	-1.036.829.222	-4	-256.043.936
2-may.	782.502.420	-1.003.850.987	-4	-221.348.571
3-may.	805.370.924	-1.007.663.533	-4	-202.292.613
4-may.	751.544.719	-953.480.905	-4	-201.936.190
5-may.	763.184.289	-945.962.914	-4	-182.778.629
6-may.	748.015.991	-965.198.613	-4	-217.182.626
7-may.	786.289.296	-997.624.839	-4	-211.335.547
8-may.	790.684.874	-1.029.373.978	-4	-238.689.108
9-may.	785.671.868	-1.023.786.739	-4	-238.114.875
10-may.	744.461.522	-1.047.886.226	-4	-303.424.708
11-may.	782.655.107	-1.069.611.981	-4	-286.956.878
12-may.	772.298.584	-1.093.396.198	-4	-321.097.618
13-may.	781.963.818	-1.108.668.020	-4	-326.704.206
14-may.	785.544.518	-1.128.214.632	-773	-342.670.887
15-may.	791.076.153	-1.144.334.865	-773	-353.259.485
16-may.	791.450.566	-1.126.691.496	-773	-335.241.703
17-may.	779.007.623	-1.130.318.791	-773	-351.311.941
18-may.	805.826.911	-1.169.598.915	-773	-363.772.777
19-may.	807.733.761	-1.165.183.925	-773	-357.450.937
20-may.	789.111.709	-1.140.257.168	-773	-351.146.232
21-may.	792.358.281	-1.102.356.671	-1.536	-309.999.926
22-may.	807.333.193	-1.085.802.448	-1.536	-278.470.791
23-may.	802.051.046	-1.018.954.831	-1.536	-216.905.321
24-may.	802.777.192	-967.133.440	-1.536	-164.357.784
25-may.	821.289.842	-947.544.749	-1.536	-126.256.443
26-may.	816.189.498	-924.189.156	-1.536	-108.001.194
27-may.	818.021.794	-905.891.195	-1.536	-87.870.937
28-may.	803.630.201	-918.691.893	-1.536	-115.063.228
29-may.	792.611.719	-950.727.481	-1.536	-158.117.298
30-may.	812.721.501	-888.610.764	-1.536	-75.890.799
31-may.	805.042.289	-862.961.879	-1.536	-57.921.126

Evolución existencias cuentas GTS en TVB



Observaciones: