



# Seguimiento Cuentas del GTS

Información diaria provisional (d+1)

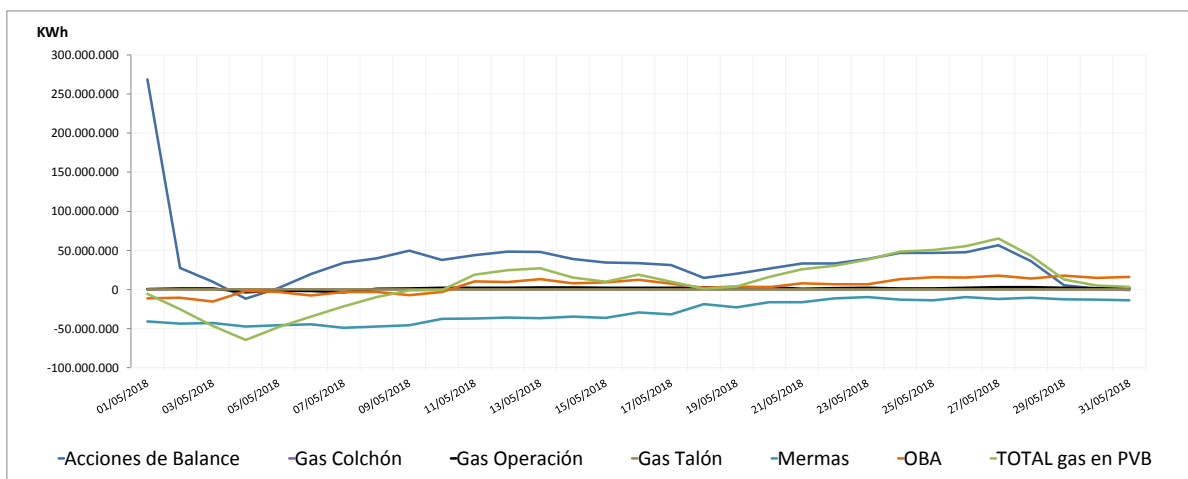
mayo-18

**10/08/2018**

## Seguimiento diario provisional de existencias (d+1)

| Unidad:KWh | Acciones de Balance | Gas Colchón | Gas Operación | Gas Talón | Mermas      | OBA         | TOTAL gas en PVB   |
|------------|---------------------|-------------|---------------|-----------|-------------|-------------|--------------------|
| 1-may-18   | 268.848.384         | 0           | 789.276       | 0         | -40.904.828 | -11.355.618 | <b>-5.373.129</b>  |
| 2-may-18   | 27.526.632          | 0           | 1.514.358     | 0         | -43.743.266 | -10.339.007 | <b>-25.041.283</b> |
| 3-may-18   | 10.176.342          | 0           | 1.406.773     | 0         | -42.773.765 | -15.271.026 | <b>-46.461.676</b> |
| 4-may-18   | -11.730.420         | 0           | -3.568.642    | 0         | -47.441.151 | -1.930.332  | <b>-64.670.545</b> |
| 5-may-18   | 1.853.990           | 0           | -1.443.465    | 0         | -45.514.611 | -2.952.037  | <b>-48.056.123</b> |
| 6-may-18   | 19.675.935          | 0           | -1.907.495    | 0         | -44.587.529 | -7.601.710  | <b>-34.420.799</b> |
| 7-may-18   | 33.984.381          | 0           | -3.510.214    | 0         | -48.769.121 | -3.260.429  | <b>-21.555.383</b> |
| 8-may-18   | 39.927.778          | 0           | 956.994       | 0         | -47.337.930 | -3.138.769  | <b>-9.591.927</b>  |
| 9-may-18   | 49.913.653          | 0           | 1.585.343     | 0         | -45.709.577 | -7.012.008  | <b>-1.222.589</b>  |
| 10-may-18  | 37.984.743          | 0           | 2.125.474     | 0         | -37.485.674 | -3.235.432  | <b>-610.889</b>    |
| 11-may-18  | 43.926.638          | 0           | 2.059.507     | 0         | -37.247.325 | 10.399.503  | <b>19.138.323</b>  |
| 12-may-18  | 48.530.387          | 0           | 2.344.868     | 0         | -35.779.652 | 9.610.453   | <b>24.706.056</b>  |
| 13-may-18  | 48.099.143          | 0           | 2.830.185     | 0         | -36.818.531 | 13.284.493  | <b>27.395.290</b>  |
| 14-may-18  | 39.059.126          | 0           | 2.817.754     | 0         | -34.665.049 | 7.968.603   | <b>15.180.434</b>  |
| 15-may-18  | 34.559.338          | 0           | 2.126.988     | 0         | -36.093.853 | 9.270.463   | <b>9.862.936</b>   |
| 16-may-18  | 33.886.514          | 0           | 2.070.209     | 0         | -29.154.610 | 12.325.454  | <b>19.127.567</b>  |
| 17-may-18  | 31.349.513          | 0           | 2.378.672     | 0         | -31.661.018 | 7.741.922   | <b>9.809.089</b>   |
| 18-may-18  | 14.840.316          | 0           | 2.473.931     | 0         | -18.496.664 | 2.343.194   | <b>1.160.777</b>   |
| 19-may-18  | 20.215.254          | 0           | 2.625.847     | 0         | -22.789.053 | 3.772.047   | <b>3.824.095</b>   |
| 20-may-18  | 26.751.419          | 0           | 2.948.651     | 0         | -16.318.741 | 2.924.191   | <b>16.305.520</b>  |
| 21-may-18  | 33.162.049          | 0           | 1.117.257     | 0         | -16.364.487 | 7.941.225   | <b>25.856.044</b>  |
| 22-may-18  | 33.308.402          | 0           | 1.655.527     | 0         | -11.244.851 | 6.843.683   | <b>30.562.761</b>  |
| 23-may-18  | 39.091.625          | 0           | 2.104.789     | 0         | -9.448.803  | 6.560.177   | <b>38.307.788</b>  |
| 24-may-18  | 46.763.260          | 0           | 1.590.383     | 0         | -13.035.823 | 13.298.169  | <b>48.615.989</b>  |
| 25-may-18  | 46.985.860          | 0           | 1.459.939     | 0         | -13.914.897 | 15.925.041  | <b>50.455.943</b>  |
| 26-may-18  | 47.493.277          | 0           | 2.069.192     | 0         | -9.685.991  | 15.390.434  | <b>55.266.912</b>  |
| 27-may-18  | 56.542.594          | 0           | 3.003.021     | 0         | -11.920.133 | 17.838.677  | <b>65.464.159</b>  |
| 28-may-18  | 36.269.041          | 0           | 3.152.573     | 0         | -10.480.886 | 14.209.019  | <b>43.149.747</b>  |
| 29-may-18  | 5.674.956           | 0           | 2.276.935     | 0         | -12.633.770 | 17.725.014  | <b>13.043.135</b>  |
| 30-may-18  | 1.038.812           | 0           | 1.691.558     | 0         | -12.778.456 | 15.074.211  | <b>5.026.125</b>   |
| 31-may-18  | -814.133            | 0           | 1.802.467     | 0         | -13.657.059 | 16.262.762  | <b>3.594.037</b>   |

## Evolución existencias cuentas GTS en PVB



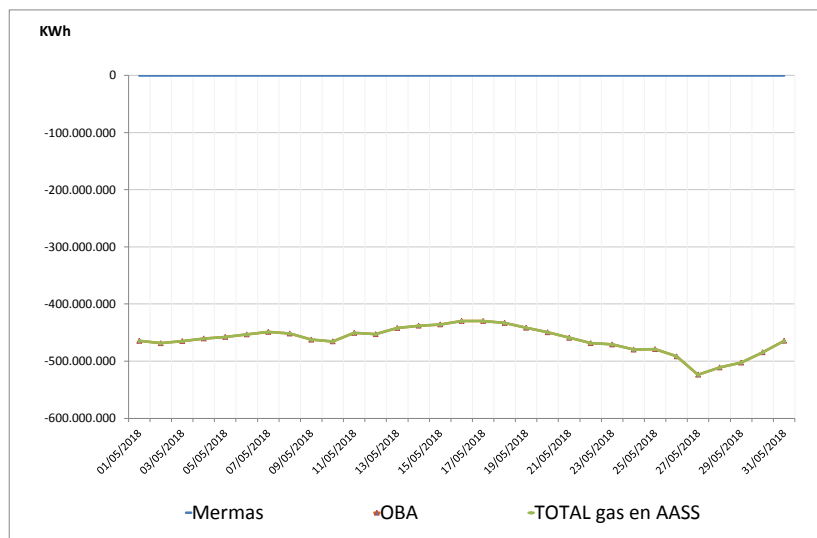
Observaciones:

# Cuentas GTS en AASS: Mayo 2018

## Seguimiento diario provisional de existencias (d+1)

| Unidad:KWh |        |              |                   |
|------------|--------|--------------|-------------------|
|            | Mermas | OBA          | TOTAL gas en AASS |
| 1-may      | 0      | -464.465.052 | -464.465.052      |
| 2-may      | 0      | -468.552.358 | -468.552.358      |
| 3-may      | 0      | -464.790.368 | -464.790.368      |
| 4-may      | 0      | -460.330.501 | -460.330.501      |
| 5-may      | 0      | -457.502.088 | -457.502.088      |
| 6-may      | 0      | -453.198.896 | -453.198.896      |
| 7-may      | 0      | -448.710.532 | -448.710.532      |
| 8-may      | 0      | -451.705.428 | -451.705.428      |
| 9-may      | 0      | -462.357.393 | -462.357.393      |
| 10-may     | 0      | -465.350.858 | -465.350.858      |
| 11-may     | 0      | -450.501.280 | -450.501.280      |
| 12-may     | 0      | -452.763.720 | -452.763.720      |
| 13-may     | 0      | -441.879.347 | -441.879.347      |
| 14-may     | 0      | -437.861.111 | -437.861.111      |
| 15-may     | 0      | -435.688.156 | -435.688.156      |
| 16-may     | 0      | -429.558.616 | -429.558.616      |
| 17-may     | 0      | -429.645.363 | -429.645.363      |
| 18-may     | 0      | -433.109.732 | -433.109.732      |
| 19-may     | 0      | -441.437.102 | -441.437.102      |
| 20-may     | 0      | -449.460.666 | -449.460.666      |
| 21-may     | 0      | -458.999.956 | -458.999.956      |
| 22-may     | 0      | -468.499.991 | -468.499.991      |
| 23-may     | 0      | -470.775.424 | -470.775.424      |
| 24-may     | 0      | -479.742.032 | -479.742.032      |
| 25-may     | 0      | -478.925.039 | -478.925.039      |
| 26-may     | 0      | -491.552.388 | -491.552.388      |
| 27-may     | 0      | -523.594.996 | -523.594.996      |
| 28-may     | 0      | -510.988.476 | -510.988.476      |
| 29-may     | 0      | -502.473.636 | -502.473.636      |
| 30-may     | 0      | -484.460.121 | -484.460.121      |
| 31-may     | 0      | -464.224.691 | -464.224.691      |

### Evolución existencias cuentas GTS en AASS



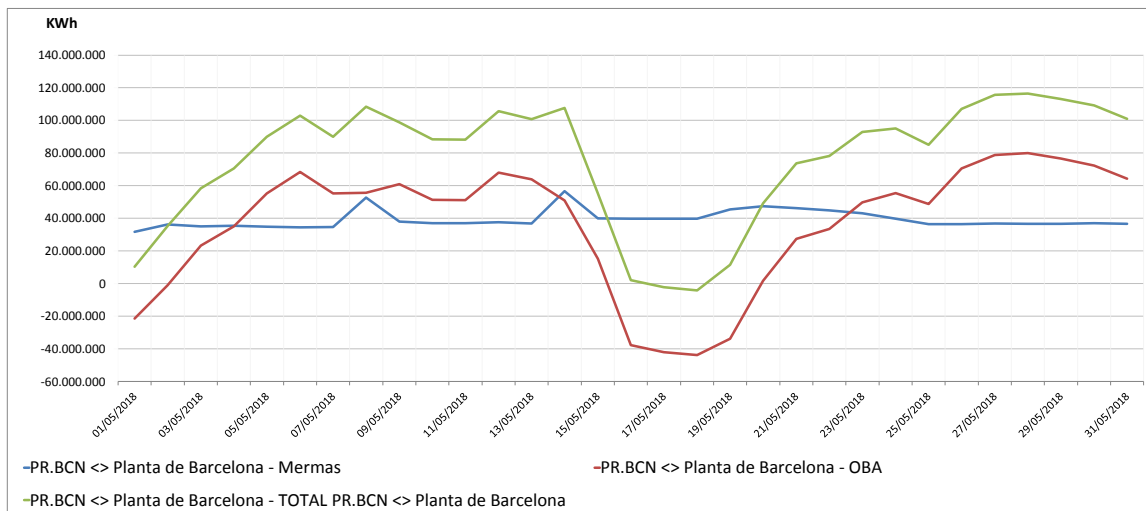
Observaciones :

# Cuentas GTS en PR Barcelona: Mayo 2018

## Seguimiento diario provisional de existencias (d+1)

| Unidad: KWh |            |             |                                     |
|-------------|------------|-------------|-------------------------------------|
|             | Mermas     | OBA         | TOTAL PR.BCN <> Planta de Barcelona |
| 1-may       | 31.737.016 | -21.460.052 | 10.276.964                          |
| 2-may       | 36.255.305 | -1.046.730  | 35.208.575                          |
| 3-may       | 35.127.424 | 23.266.304  | 58.393.728                          |
| 4-may       | 35.508.410 | 35.032.400  | 70.540.810                          |
| 5-may       | 34.762.670 | 55.210.380  | 89.973.050                          |
| 6-may       | 34.510.280 | 68.426.865  | 102.937.145                         |
| 7-may       | 34.559.739 | 55.320.206  | 89.879.945                          |
| 8-may       | 52.674.992 | 55.720.185  | 108.395.177                         |
| 9-may       | 37.897.049 | 60.887.474  | 98.784.523                          |
| 10-may      | 37.031.216 | 51.316.438  | 88.347.654                          |
| 11-may      | 37.064.653 | 51.179.735  | 88.244.388                          |
| 12-may      | 37.565.995 | 68.041.896  | 105.607.891                         |
| 13-may      | 36.870.672 | 63.892.327  | 100.762.999                         |
| 14-may      | 56.619.342 | 51.005.657  | 107.624.999                         |
| 15-may      | 39.958.732 | 15.290.944  | 55.249.676                          |
| 16-may      | 39.662.111 | -37.664.208 | 1.997.903                           |
| 17-may      | 39.743.378 | -42.076.971 | -2.333.593                          |
| 18-may      | 39.694.673 | -43.892.711 | -4.198.038                          |
| 19-may      | 45.366.856 | -33.899.102 | 11.467.754                          |
| 20-may      | 47.484.642 | 1.641.015   | 49.125.657                          |
| 21-may      | 46.260.029 | 27.439.441  | 73.699.470                          |
| 22-may      | 44.832.125 | 33.423.082  | 78.255.207                          |
| 23-may      | 43.133.256 | 49.724.798  | 92.858.054                          |
| 24-may      | 39.761.089 | 55.359.045  | 95.120.134                          |
| 25-may      | 36.417.844 | 48.693.509  | 85.111.353                          |
| 26-may      | 36.511.637 | 70.510.869  | 107.022.506                         |
| 27-may      | 36.852.898 | 78.798.963  | 115.651.861                         |
| 28-may      | 36.519.927 | 79.982.309  | 116.502.236                         |
| 29-may      | 36.518.695 | 76.578.868  | 113.097.563                         |
| 30-may      | 36.915.742 | 72.323.649  | 109.239.391                         |
| 31-may      | 36.692.008 | 64.274.995  | 100.967.003                         |

### Evolución existencias cuentas GTS en PR Barcelona



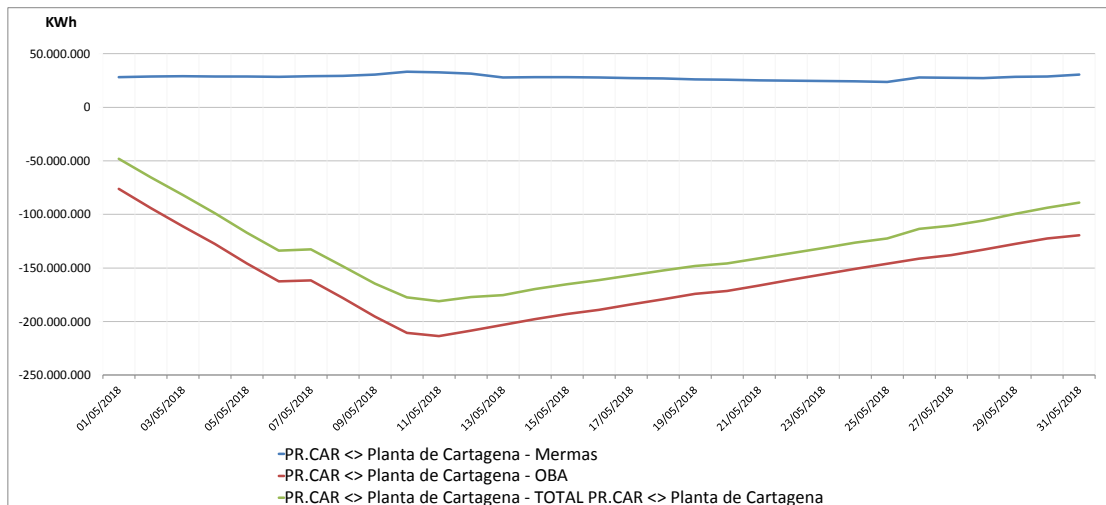
Observaciones:

# Cuentas GTS en PR Cartagena: Mayo 2018

## Seguimiento diario provisional de existencias (d+1)

| Unidad: KWh |            |              |                                     |
|-------------|------------|--------------|-------------------------------------|
|             | Mermas     | OBA          | TOTAL PR.CAR <> Planta de Cartagena |
| 1-may       | 28.075.667 | -76.136.644  | -48.060.977                         |
| 2-may       | 28.753.058 | -94.089.249  | -65.336.191                         |
| 3-may       | 29.081.842 | -111.018.555 | -81.936.713                         |
| 4-may       | 28.566.611 | -127.597.060 | -99.030.449                         |
| 5-may       | 28.579.942 | -145.741.602 | -117.161.660                        |
| 6-may       | 28.486.114 | -162.472.278 | -133.986.164                        |
| 7-may       | 29.108.285 | -161.669.834 | -132.561.549                        |
| 8-may       | 29.394.580 | -178.019.678 | -148.625.098                        |
| 9-may       | 30.635.112 | -195.293.783 | -164.658.671                        |
| 10-may      | 33.171.334 | -210.749.285 | -177.577.951                        |
| 11-may      | 32.705.594 | -213.707.521 | -181.001.927                        |
| 12-may      | 31.277.963 | -208.477.850 | -177.199.887                        |
| 13-may      | 27.936.062 | -203.236.002 | -175.299.940                        |
| 14-may      | 27.965.846 | -197.647.169 | -169.681.323                        |
| 15-may      | 27.961.158 | -193.119.593 | -165.158.435                        |
| 16-may      | 27.865.949 | -189.213.400 | -161.347.451                        |
| 17-may      | 27.165.375 | -183.911.497 | -156.746.122                        |
| 18-may      | 26.989.363 | -179.415.981 | -152.426.618                        |
| 19-may      | 26.024.659 | -174.260.478 | -148.235.819                        |
| 20-may      | 25.572.118 | -171.371.983 | -145.799.865                        |
| 21-may      | 25.256.857 | -166.365.708 | -141.108.851                        |
| 22-may      | 24.821.308 | -161.113.529 | -136.292.221                        |
| 23-may      | 24.420.367 | -155.900.519 | -131.480.152                        |
| 24-may      | 24.361.654 | -150.744.354 | -126.382.700                        |
| 25-may      | 23.669.671 | -146.109.520 | -122.439.849                        |
| 26-may      | 27.877.912 | -141.374.803 | -113.496.891                        |
| 27-may      | 27.426.652 | -138.050.265 | -110.623.613                        |
| 28-may      | 27.261.648 | -132.938.315 | -105.676.667                        |
| 29-may      | 28.309.191 | -127.696.312 | -99.387.121                         |
| 30-may      | 28.576.070 | -122.479.992 | -93.903.922                         |
| 31-may      | 30.590.607 | -119.539.700 | -88.949.093                         |

### Evolución existencias cuentas GTS en PR Cartagena



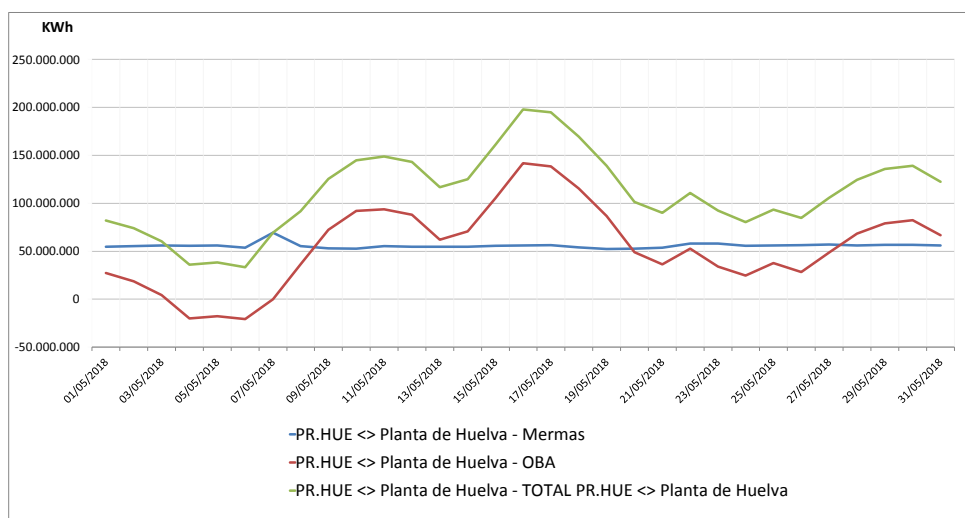
Observaciones:

# Cuentas GTS en PR Huelva: Mayo 2018

## Seguimiento diario provisional de existencias (d+1)

| Unidad: KWh |            |             |                                  |
|-------------|------------|-------------|----------------------------------|
|             | Mermas     | OBA         | TOTAL PR.HUE <> Planta de Huelva |
| 1-may       | 54.819.248 | 27.199.312  | 82.018.560                       |
| 2-may       | 55.482.645 | 18.662.527  | 74.145.172                       |
| 3-may       | 55.966.146 | 4.426.935   | 60.393.081                       |
| 4-may       | 55.851.589 | -19.904.232 | 35.947.357                       |
| 5-may       | 56.113.852 | -17.827.761 | 38.286.091                       |
| 6-may       | 53.853.184 | -20.528.524 | 33.324.660                       |
| 7-may       | 69.323.585 | 83.026      | 69.406.611                       |
| 8-may       | 55.251.858 | 36.418.436  | 91.670.294                       |
| 9-may       | 53.173.627 | 72.432.886  | 125.606.513                      |
| 10-may      | 52.843.071 | 92.007.185  | 144.850.256                      |
| 11-may      | 55.311.583 | 93.651.846  | 148.963.429                      |
| 12-may      | 54.827.559 | 88.243.495  | 143.071.054                      |
| 13-may      | 54.750.038 | 62.213.138  | 116.963.176                      |
| 14-may      | 54.609.299 | 70.625.195  | 125.234.494                      |
| 15-may      | 55.719.034 | 105.593.515 | 161.312.549                      |
| 16-may      | 56.138.142 | 141.704.173 | 197.842.315                      |
| 17-may      | 56.327.837 | 138.592.502 | 194.920.339                      |
| 18-may      | 54.095.010 | 115.392.148 | 169.487.158                      |
| 19-may      | 52.389.103 | 86.732.820  | 139.121.923                      |
| 20-may      | 52.601.350 | 48.984.608  | 101.585.958                      |
| 21-may      | 53.668.156 | 36.318.058  | 89.986.214                       |
| 22-may      | 57.909.979 | 52.737.877  | 110.647.856                      |
| 23-may      | 58.202.035 | 34.155.116  | 92.357.151                       |
| 24-may      | 55.854.859 | 24.705.516  | 80.560.375                       |
| 25-may      | 55.926.179 | 37.595.350  | 93.521.529                       |
| 26-may      | 56.300.168 | 28.338.787  | 84.638.955                       |
| 27-may      | 57.015.808 | 48.886.230  | 105.902.038                      |
| 28-may      | 56.187.748 | 68.312.772  | 124.500.520                      |
| 29-may      | 56.632.661 | 79.200.952  | 135.833.613                      |
| 30-may      | 56.739.007 | 82.308.820  | 139.047.827                      |
| 31-may      | 55.923.956 | 66.677.753  | 122.601.709                      |

### Evolución existencias cuentas GTS en PR Huelva



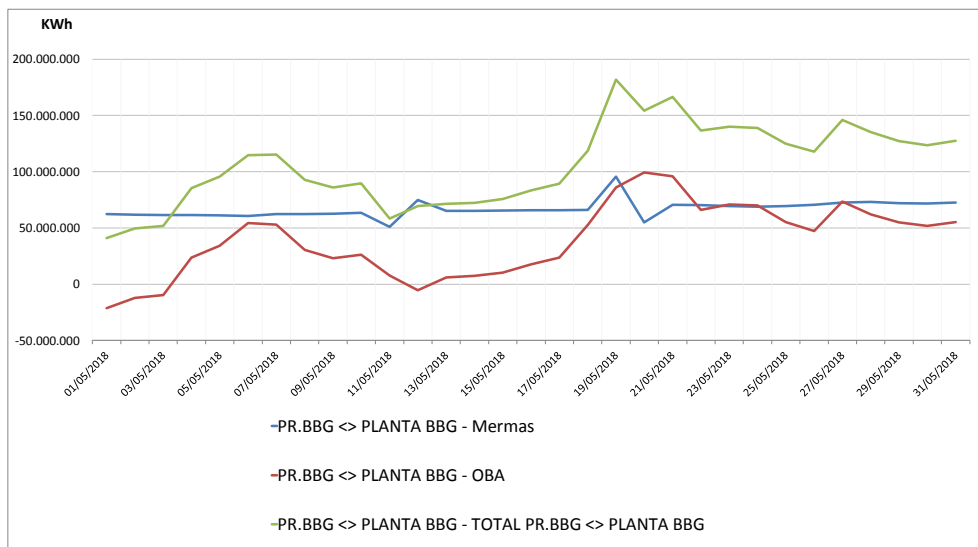
Observaciones:

# Cuentas GTS en PR Bilbao: Mayo 2018

## Seguimiento diario provisional de existencias (d+1)

| Unidad: KWh |            |             |                            |
|-------------|------------|-------------|----------------------------|
|             | Mermas     | OBA         | TOTAL PR.BBG <> PLANTA BBG |
| 1-may       | 62.234.752 | -21.270.355 | 40.964.397                 |
| 2-may       | 61.783.060 | -12.187.472 | 49.595.588                 |
| 3-may       | 61.405.246 | -9.712.634  | 51.692.612                 |
| 4-may       | 61.640.864 | 23.692.500  | 85.333.364                 |
| 5-may       | 61.362.529 | 34.278.816  | 95.641.345                 |
| 6-may       | 60.523.713 | 54.283.436  | 114.807.149                |
| 7-may       | 62.262.793 | 52.934.221  | 115.197.014                |
| 8-may       | 62.318.089 | 30.608.191  | 92.926.280                 |
| 9-may       | 62.778.740 | 23.231.505  | 86.010.245                 |
| 10-may      | 63.437.557 | 26.323.109  | 89.760.666                 |
| 11-may      | 50.841.600 | 7.672.301   | 58.513.901                 |
| 12-may      | 74.847.366 | -5.248.131  | 69.599.235                 |
| 13-may      | 65.328.136 | 6.032.223   | 71.360.359                 |
| 14-may      | 65.074.887 | 7.312.331   | 72.387.218                 |
| 15-may      | 65.571.071 | 10.159.411  | 75.730.482                 |
| 16-may      | 65.809.127 | 17.689.149  | 83.498.276                 |
| 17-may      | 65.757.201 | 23.597.299  | 89.354.500                 |
| 18-may      | 65.975.015 | 52.587.815  | 118.562.830                |
| 19-may      | 95.735.637 | 85.990.430  | 181.726.067                |
| 20-may      | 54.827.694 | 99.429.834  | 154.257.528                |
| 21-may      | 70.740.313 | 95.835.704  | 166.576.017                |
| 22-may      | 70.451.731 | 66.106.269  | 136.558.000                |
| 23-may      | 69.360.158 | 70.763.404  | 140.123.562                |
| 24-may      | 68.914.607 | 70.045.190  | 138.959.797                |
| 25-may      | 69.446.264 | 55.388.328  | 124.834.592                |
| 26-may      | 70.604.172 | 47.165.402  | 117.769.574                |
| 27-may      | 72.528.986 | 73.421.653  | 145.950.639                |
| 28-may      | 73.083.454 | 62.026.811  | 135.110.265                |
| 29-may      | 72.084.653 | 55.043.300  | 127.127.953                |
| 30-may      | 71.735.818 | 51.895.350  | 123.631.168                |
| 31-may      | 72.471.416 | 55.128.258  | 127.599.674                |

### Evolución existencias cuentas GTS en PR Bilbao



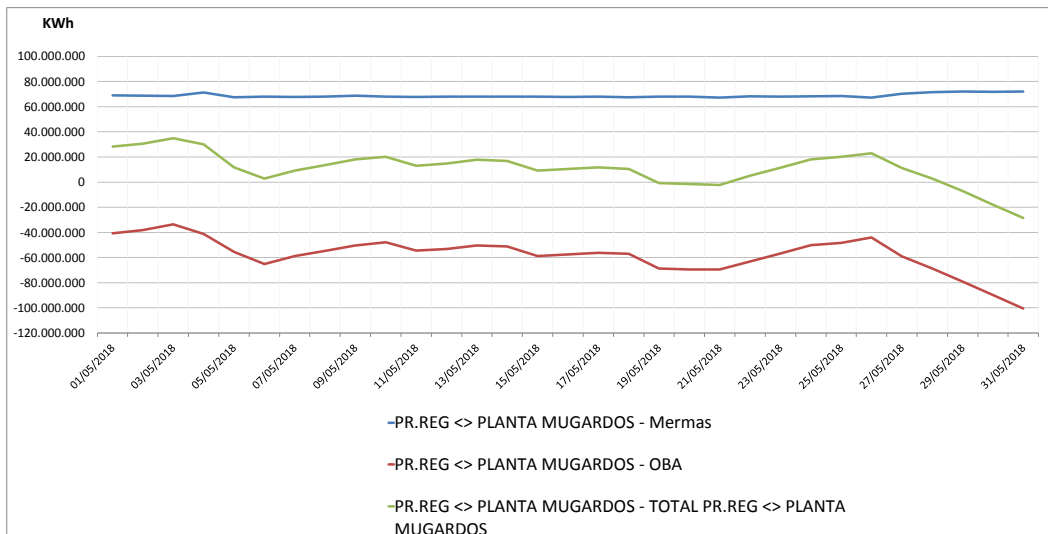
Observaciones:

# Cuentas GTS en PR Mugardos: Mayo 2018

## Seguimiento diario provisional de existencias (d+1)

| Unidad: KWh |            |              |                                 |
|-------------|------------|--------------|---------------------------------|
|             | Mermas     | OBA          | TOTAL PR.REG <> PLANTA MUGARDOS |
| 1-may       | 69.111.993 | -40.784.140  | 28.327.853                      |
| 2-may       | 68.730.121 | -38.113.756  | 30.616.365                      |
| 3-may       | 68.407.398 | -33.561.490  | 34.845.908                      |
| 4-may       | 71.186.621 | -41.167.970  | 30.018.651                      |
| 5-may       | 67.384.316 | -55.530.338  | 11.853.978                      |
| 6-may       | 68.087.384 | -65.183.970  | 2.903.414                       |
| 7-may       | 67.815.650 | -58.753.458  | 9.062.192                       |
| 8-may       | 68.066.939 | -54.612.610  | 13.454.329                      |
| 9-may       | 68.712.444 | -50.504.530  | 18.207.914                      |
| 10-may      | 68.006.743 | -47.838.242  | 20.168.501                      |
| 11-may      | 67.629.446 | -54.539.298  | 13.090.148                      |
| 12-may      | 67.892.995 | -53.093.618  | 14.799.377                      |
| 13-may      | 68.107.237 | -50.316.738  | 17.790.499                      |
| 14-may      | 68.044.399 | -51.175.170  | 16.869.229                      |
| 15-may      | 67.961.382 | -58.736.962  | 9.224.420                       |
| 16-may      | 67.840.034 | -57.463.314  | 10.376.720                      |
| 17-may      | 67.950.487 | -56.283.874  | 11.666.613                      |
| 18-may      | 67.429.949 | -56.931.250  | 10.498.699                      |
| 19-may      | 67.910.345 | -68.616.498  | -706.153                        |
| 20-may      | 68.043.289 | -69.534.514  | -1.491.225                      |
| 21-may      | 67.259.137 | -69.604.354  | -2.345.217                      |
| 22-may      | 68.206.189 | -63.190.226  | 5.015.963                       |
| 23-may      | 68.053.265 | -56.632.738  | 11.420.527                      |
| 24-may      | 68.271.793 | -50.067.058  | 18.204.735                      |
| 25-may      | 68.432.661 | -48.304.626  | 20.128.035                      |
| 26-may      | 67.170.821 | -44.118.722  | 23.052.099                      |
| 27-may      | 70.294.822 | -58.958.738  | 11.336.084                      |
| 28-may      | 71.677.738 | -68.772.962  | 2.904.776                       |
| 29-may      | 72.148.232 | -79.172.914  | -7.024.682                      |
| 30-may      | 71.878.360 | -89.892.354  | -18.013.994                     |
| 31-may      | 72.066.340 | -100.632.274 | -28.565.934                     |

### Evolución existencias cuentas GTS en PR Mugardos



Observaciones:

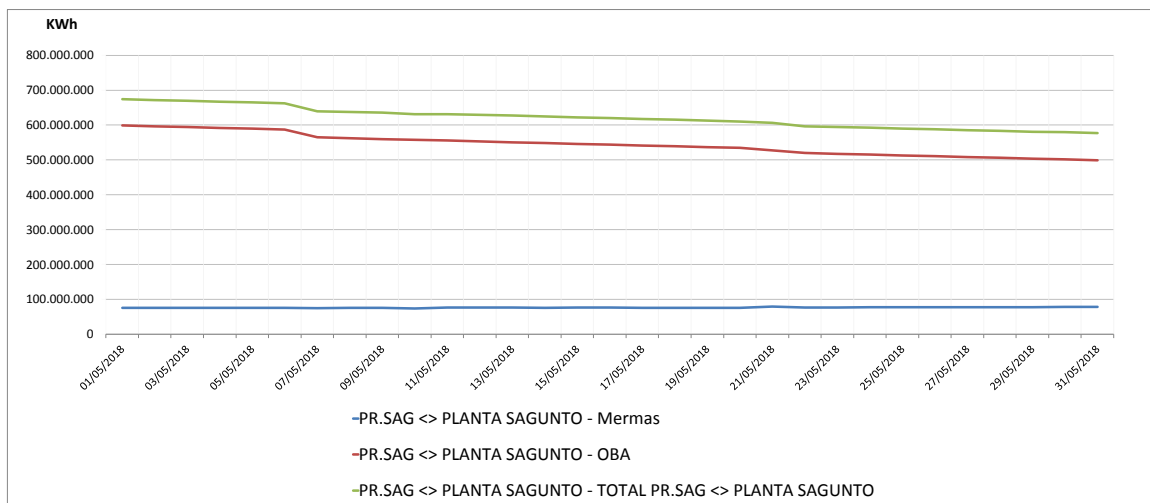


# Cuentas GTS en PR Sagunto: Mayo 2018

## Seguimiento diario provisional de existencias (d+1)

| Unidad: KWh |            |             |                                |
|-------------|------------|-------------|--------------------------------|
|             | Mermas     | OBA         | TOTAL PR.SAG <> PLANTA SAGUNTO |
| 1-may       | 75.580.978 | 598.654.543 | 674.235.521                    |
| 2-may       | 75.314.680 | 596.372.575 | 671.687.255                    |
| 3-may       | 75.463.881 | 594.065.839 | 669.529.720                    |
| 4-may       | 75.368.489 | 591.758.207 | 667.126.696                    |
| 5-may       | 75.430.027 | 589.417.007 | 664.847.034                    |
| 6-may       | 75.076.283 | 587.071.167 | 662.147.450                    |
| 7-may       | 74.344.242 | 565.016.623 | 639.360.865                    |
| 8-may       | 75.238.294 | 562.361.900 | 637.600.194                    |
| 9-may       | 75.391.392 | 559.949.551 | 635.340.943                    |
| 10-may      | 73.436.109 | 557.697.548 | 631.133.657                    |
| 11-may      | 76.070.874 | 555.400.764 | 631.471.638                    |
| 12-may      | 76.039.514 | 553.097.580 | 629.137.094                    |
| 13-may      | 76.530.971 | 550.764.060 | 627.295.031                    |
| 14-may      | 75.884.948 | 548.469.612 | 624.354.560                    |
| 15-may      | 76.139.844 | 546.161.916 | 622.301.760                    |
| 16-may      | 76.036.218 | 543.850.988 | 619.887.206                    |
| 17-may      | 75.888.667 | 541.537.756 | 617.426.423                    |
| 18-may      | 75.894.923 | 539.207.180 | 615.102.103                    |
| 19-may      | 75.700.178 | 536.862.844 | 612.563.022                    |
| 20-may      | 75.745.528 | 534.496.716 | 610.242.244                    |
| 21-may      | 79.390.591 | 527.367.804 | 606.758.395                    |
| 22-may      | 76.718.911 | 519.895.660 | 596.614.571                    |
| 23-may      | 76.793.810 | 517.641.372 | 594.435.182                    |
| 24-may      | 77.097.029 | 515.390.380 | 592.487.409                    |
| 25-may      | 77.139.190 | 513.112.796 | 590.251.986                    |
| 26-may      | 77.110.776 | 510.829.548 | 587.940.324                    |
| 27-may      | 76.905.189 | 508.524.124 | 585.429.313                    |
| 28-may      | 77.080.104 | 506.228.268 | 583.308.372                    |
| 29-may      | 76.897.662 | 503.880.090 | 580.777.752                    |
| 30-may      | 77.931.537 | 501.549.258 | 579.480.795                    |
| 31-may      | 77.876.572 | 499.208.890 | 577.085.462                    |

## Evolución existencias cuentas GTS en PR Sagunto



Observaciones: