



# **Seguimiento Cuentas del GTS**

**Información diaria provisional (d+1)**

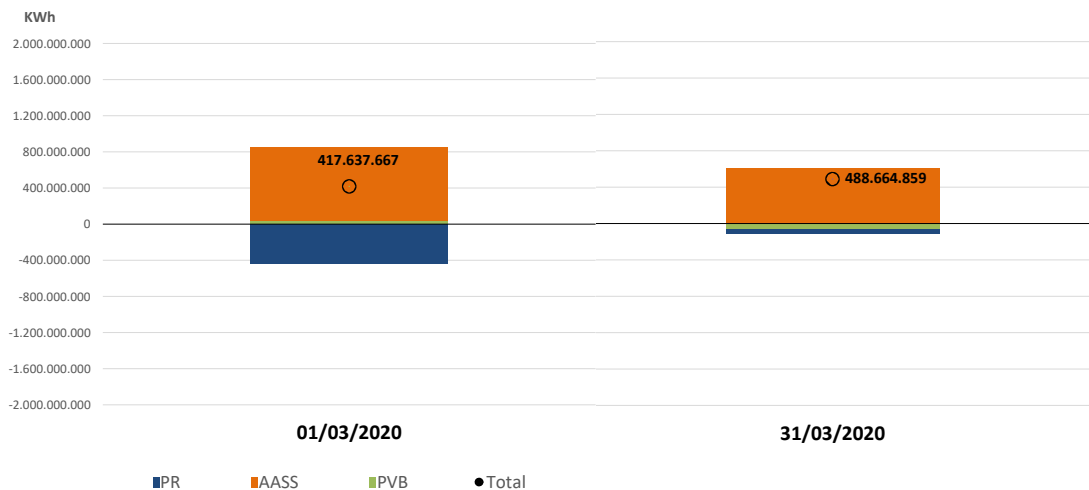
## Resumen Cuentas GTS en infraestructuras: Marzo 2020

### Seguimiento diario provisional de existencias (d+1)

Unidad kWh	1-mar.	31-mar.
	PVB	PVB
Acciones de Balance	-616.280.533	-703.661.459
Gas Colchón	0	0
Gas Operación	2.918.849	174.016
Gas Talón	0	0
Mermas	387.579.746	341.597.878
OBA	266.409.381	296.183.752
<b>TOTAL gas en PVB</b>	<b>40.627.443</b>	<b>-65.705.813</b>

Unidad kWh	1-mar.	31-mar.
	AASS.ENA	AASS.ENA
Mermas	0	36.000.001
OBA	812.057.192	572.866.442
<b>TOTAL gas en AASS</b>	<b>812.057.192</b>	<b>608.866.443</b>

Unidad kWh	1-mar.	31-mar.
	PR	PR
Mermas	599.565.738	711.874.233
OBA	-1.034.612.706	-766.370.004
<b>TOTAL gas en PRR</b>	<b>-435.046.968</b>	<b>-54.495.771</b>

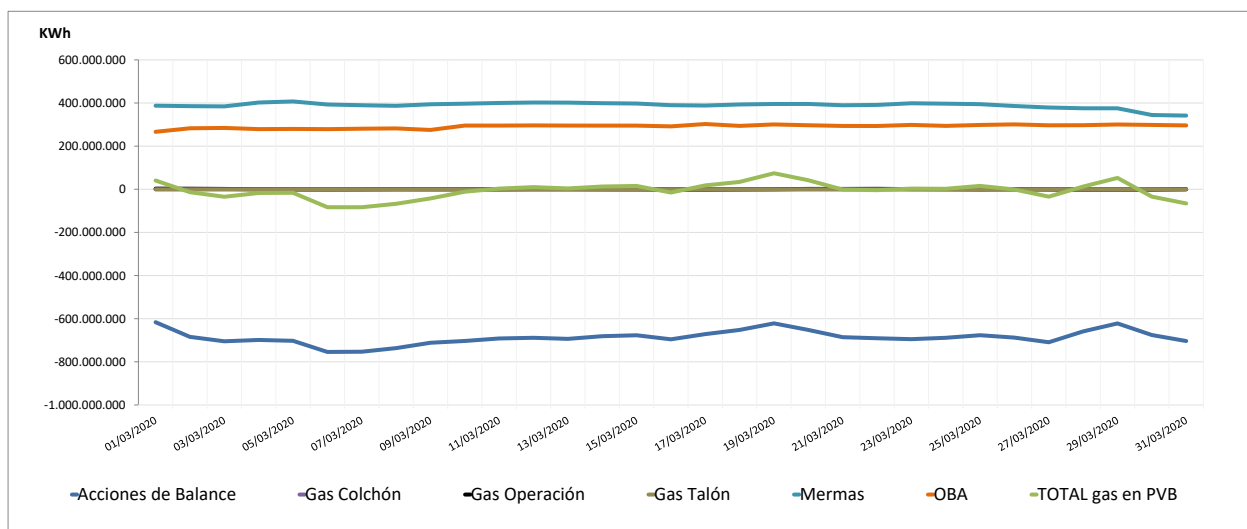


Observaciones:

## Seguimiento diario provisional de existencias (d+1)

Unidad:KWh	Acciones de Balance	Gas Colchón	Gas Operación	Gas Talón	Mermas	OBA	TOTAL gas en PVB
1-mar.-20	-616.280.533	0	2.918.849	0	387.579.746	266.409.381	<b>40.627.443</b>
2-mar.-20	-684.380.245	0	2.643.397	0	385.377.959	282.824.676	<b>-13.534.213</b>
3-mar.-20	-704.768.765	0	1.484.569	0	384.189.873	284.401.868	<b>-34.692.455</b>
4-mar.-20	-698.645.620	0	244.643	0	402.162.610	278.913.710	<b>-17.324.657</b>
5-mar.-20	-702.552.330	0	-578.071	0	407.108.714	279.749.076	<b>-16.272.611</b>
6-mar.-20	-754.147.259	0	-860.405	0	393.068.983	278.739.472	<b>-83.199.209</b>
7-mar.-20	-753.259.528	0	-520.067	0	389.651.774	280.860.705	<b>-83.267.116</b>
8-mar.-20	-736.457.739	0	73.720	0	386.966.769	282.135.589	<b>-67.281.661</b>
9-mar.-20	-711.578.047	0	-74.084	0	394.061.230	275.110.905	<b>-42.479.996</b>
10-mar.-20	-703.322.154	0	-112.678	0	396.702.344	295.351.958	<b>-11.380.530</b>
11-mar.-20	-691.782.270	0	-430.526	0	400.176.016	295.253.789	<b>3.217.009</b>
12-mar.-20	-688.651.206	0	429.968	0	402.228.676	296.056.892	<b>10.064.330</b>
13-mar.-20	-693.481.872	0	291.025	0	401.697.981	295.434.251	<b>3.941.385</b>
14-mar.-20	-681.254.702	0	-189.534	0	399.090.889	295.131.727	<b>12.778.380</b>
15-mar.-20	-676.878.127	0	-402.537	0	397.479.518	295.110.022	<b>15.308.876</b>
16-mar.-20	-695.614.313	0	-1.039.122	0	389.934.643	291.682.178	<b>-15.036.614</b>
17-mar.-20	-671.561.802	0	-1.217.721	0	388.198.259	302.535.557	<b>17.954.293</b>
18-mar.-20	-652.207.137	0	-749.847	0	393.200.489	293.870.302	<b>34.113.807</b>
19-mar.-20	-621.681.874	0	22.004	0	395.361.559	300.533.710	<b>74.235.399</b>
20-mar.-20	-652.146.612	0	1.635.244	0	395.564.667	296.819.302	<b>41.872.601</b>
21-mar.-20	-685.889.375	0	1.566.523	0	389.428.940	293.631.015	<b>-1.262.897</b>
22-mar.-20	-690.748.961	0	1.986.208	0	391.086.325	293.403.744	<b>-4.272.684</b>
23-mar.-20	-694.906.751	0	842.673	0	398.757.930	298.430.299	<b>3.124.151</b>
24-mar.-20	-688.610.472	0	354.055	0	396.737.613	293.845.668	<b>2.326.864</b>
25-mar.-20	-676.568.708	0	-574.911	0	394.515.261	298.225.479	<b>15.597.121</b>
26-mar.-20	-687.774.090	0	53.312	0	385.995.268	300.799.537	<b>-925.973</b>
27-mar.-20	-709.282.627	0	-627.350	0	379.083.705	296.619.754	<b>-34.206.518</b>
28-mar.-20	-658.944.292	0	-1.295.697	0	375.560.562	297.193.226	<b>12.513.799</b>
29-mar.-20	-621.977.557	0	-1.124.855	0	375.360.676	300.298.704	<b>52.556.968</b>
30-mar.-20	-675.749.615	0	-1.249.182	0	344.395.812	298.372.124	<b>-34.230.861</b>
31-mar.-20	-703.661.459	0	174.016	0	341.597.878	296.183.752	<b>-65.705.813</b>

## Evolución existencias cuentas GTS en PVB



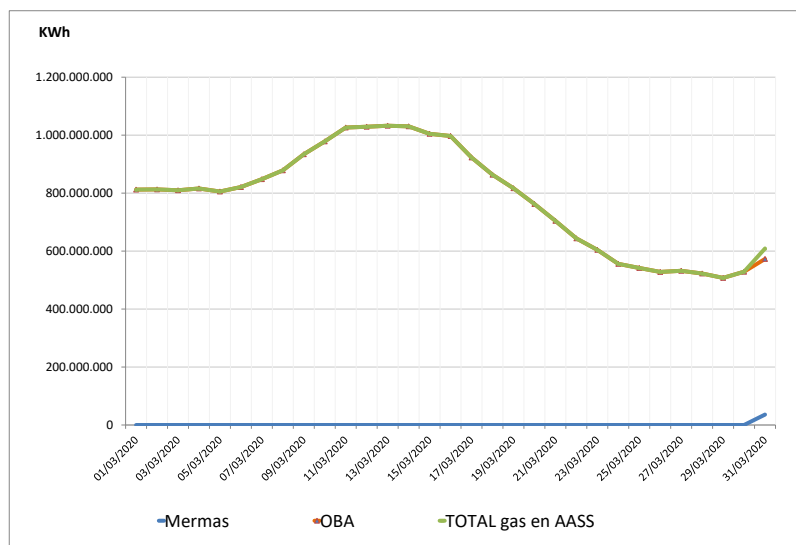
Observaciones:

# Cuentas GTS en AASS: Marzo 2020

## Seguimiento diario provisional de existencias (d+1)

Unidad:KWh	Mermas	OBA	TOTAL gas en AASS
1-mar.	0	812.057.192	812.057.192
2-mar.	0	812.898.419	812.898.419
3-mar.	0	809.738.127	809.738.127
4-mar.	0	815.941.043	815.941.043
5-mar.	0	805.443.787	805.443.787
6-mar.	0	820.968.951	820.968.951
7-mar.	0	848.102.689	848.102.689
8-mar.	0	878.568.223	878.568.223
9-mar.	0	933.981.460	933.981.460
10-mar.	0	978.364.674	978.364.674
11-mar.	0	1.026.196.495	1.026.196.495
12-mar.	0	1.029.019.989	1.029.019.989
13-mar.	0	1.032.496.736	1.032.496.736
14-mar.	0	1.030.417.584	1.030.417.584
15-mar.	0	1.004.561.597	1.004.561.597
16-mar.	0	997.004.040	997.004.040
17-mar.	0	922.938.843	922.938.843
18-mar.	0	863.410.622	863.410.622
19-mar.	0	816.827.423	816.827.423
20-mar.	0	762.676.138	762.676.138
21-mar.	0	704.414.897	704.414.897
22-mar.	0	643.934.603	643.934.603
23-mar.	0	604.312.173	604.312.173
24-mar.	0	555.990.681	555.990.681
25-mar.	0	541.787.963	541.787.963
26-mar.	0	528.059.328	528.059.328
27-mar.	0	531.918.871	531.918.871
28-mar.	0	522.539.570	522.539.570
29-mar.	0	507.528.464	507.528.464
30-mar.	0	528.767.319	528.767.319
31-mar.	36.000.001	572.866.442	608.866.443

### Evolución existencias cuentas GTS en AASS



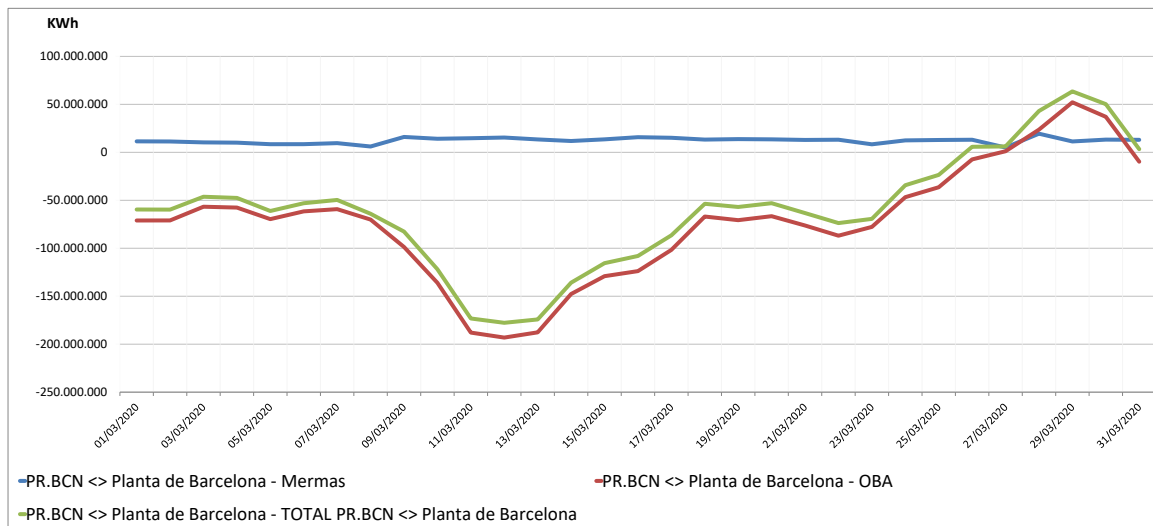
Observaciones :

# Cuentas GTS en PR Barcelona: Marzo 2020

## Seguimiento diario provisional de existencias (d+1)

Unidad: KWh	Mermas	OBA	TOTAL PR.BCN <> Planta de Barcelona
1-mar.	11.454.212	-71.044.355	-59.590.143
2-mar.	11.300.714	-70.985.579	-59.684.865
3-mar.	10.370.220	-56.697.903	-46.327.683
4-mar.	10.076.978	-57.584.811	-47.507.833
5-mar.	8.465.378	-69.620.655	-61.155.277
6-mar.	8.499.267	-61.539.497	-53.040.230
7-mar.	9.561.516	-59.220.370	-49.658.854
8-mar.	6.073.933	-70.109.485	-64.035.552
9-mar.	16.061.682	-98.664.498	-82.602.816
10-mar.	14.131.638	-136.012.165	-121.880.527
11-mar.	14.720.860	-187.917.601	-173.196.741
12-mar.	15.397.079	-193.090.205	-177.693.126
13-mar.	13.444.586	-187.654.028	-174.209.442
14-mar.	11.795.021	-147.689.598	-135.894.577
15-mar.	13.554.182	-129.090.127	-115.535.945
16-mar.	15.781.569	-123.808.692	-108.027.123
17-mar.	15.179.496	-101.698.362	-86.518.866
18-mar.	13.284.399	-66.925.810	-53.641.411
19-mar.	13.763.677	-70.701.791	-56.938.114
20-mar.	13.539.239	-66.555.668	-53.016.429
21-mar.	12.920.867	-76.262.026	-63.341.159
22-mar.	13.145.945	-86.892.831	-73.746.886
23-mar.	8.378.405	-77.729.939	-69.351.534
24-mar.	12.428.377	-46.734.715	-34.306.338
25-mar.	12.874.585	-36.388.003	-23.513.418
26-mar.	13.118.847	-7.365.027	5.753.820
27-mar.	5.030.181	1.125.221	6.155.402
28-mar.	19.414.145	23.643.025	43.057.170
29-mar.	11.349.360	52.146.777	63.496.137
30-mar.	13.241.781	37.019.934	50.261.715
31-mar.	13.051.836	-9.784.648	3.267.188

## Evolución existencias cuentas GTS en PR Barcelona



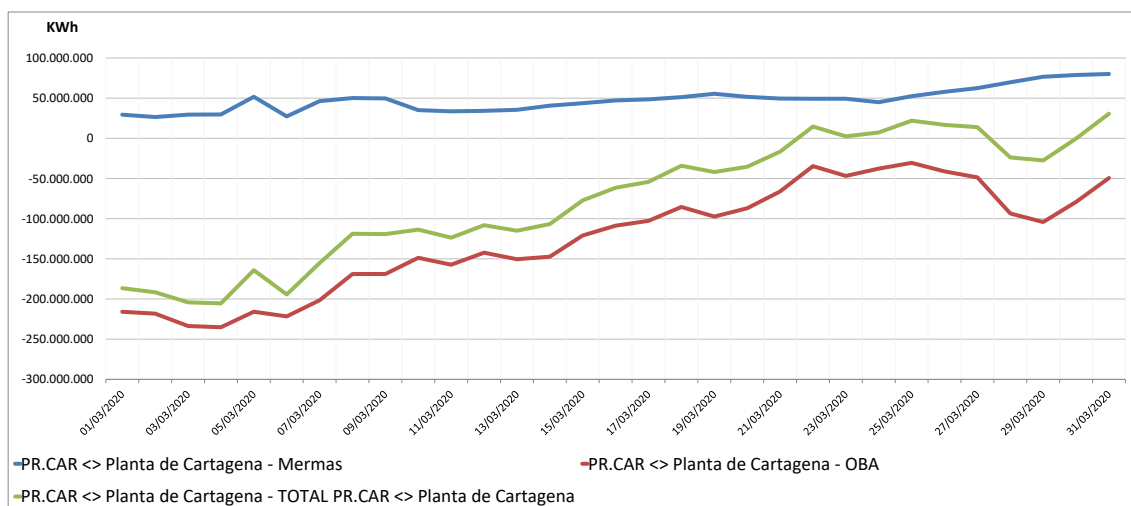
Observaciones:

# Cuentas GTS en PR Cartagena: Marzo 2020

## Seguimiento diario provisional de existencias (d+1)

Unidad: kWh	Mermas	OBA	TOTAL PR.CAR <> Planta de Cartagena
1-mar.	29.455.456	-215.930.473	-186.475.017
2-mar.	26.528.969	-218.148.134	-191.619.165
3-mar.	29.484.621	-233.607.178	-204.122.557
4-mar.	29.712.118	-235.136.627	-205.424.509
5-mar.	51.709.320	-215.841.972	-164.132.652
6-mar.	27.296.669	-221.631.872	-194.335.203
7-mar.	46.304.318	-201.532.284	-155.227.966
8-mar.	50.165.155	-168.918.213	-118.753.058
9-mar.	49.640.101	-168.854.134	-119.214.033
10-mar.	35.104.314	-148.735.104	-113.630.790
11-mar.	33.630.168	-157.271.221	-123.641.053
12-mar.	34.252.614	-142.353.052	-108.100.438
13-mar.	35.495.426	-150.473.590	-114.978.164
14-mar.	40.634.853	-147.349.832	-106.714.979
15-mar.	43.771.781	-120.918.099	-77.146.318
16-mar.	47.176.525	-108.710.141	-61.533.616
17-mar.	48.539.933	-102.711.108	-54.171.175
18-mar.	51.300.519	-85.430.238	-34.129.719
19-mar.	55.477.165	-97.395.688	-41.918.523
20-mar.	51.647.244	-87.054.696	-35.407.452
21-mar.	49.538.582	-66.173.206	-16.634.624
22-mar.	49.241.442	-34.580.676	14.660.766
23-mar.	49.292.410	-46.813.042	2.479.368
24-mar.	44.975.425	-37.677.406	7.298.019
25-mar.	52.470.485	-30.514.115	21.956.370
26-mar.	57.907.900	-41.151.892	16.756.008
27-mar.	62.507.601	-48.584.035	13.923.566
28-mar.	69.763.650	-93.529.173	-23.765.523
29-mar.	76.677.126	-104.179.877	-27.502.751
30-mar.	78.875.066	-79.132.303	-257.237
31-mar.	80.096.771	-49.378.730	30.718.041

## Evolución existencias cuentas GTS en PR Cartagena



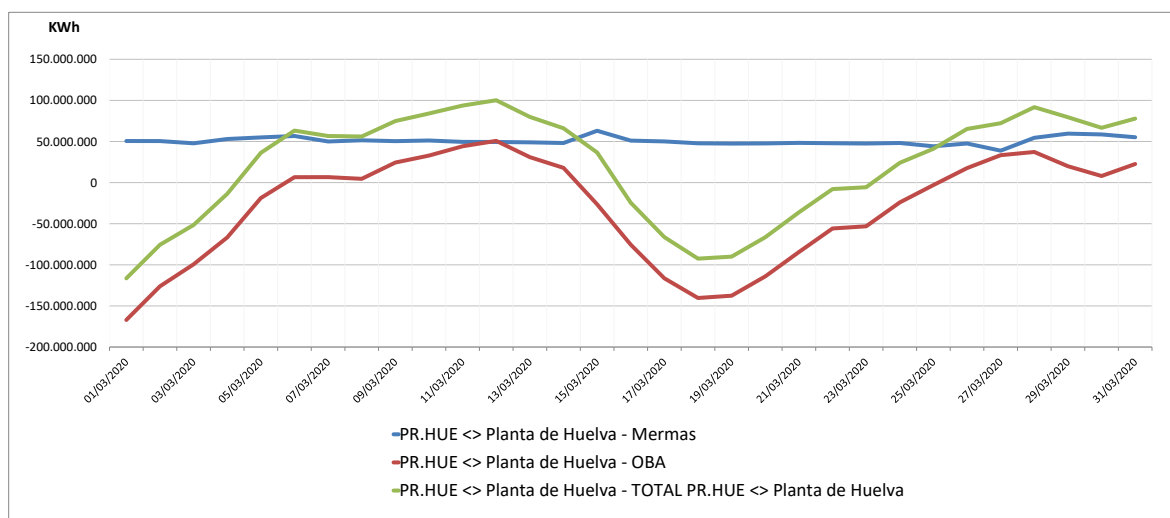
Observaciones:

# Cuentas GTS en PR Huelva: Marzo 2020

## Seguimiento diario provisional de existencias (d+1)

Unidad: KWh			
	Mermas	OBA	TOTAL PR.HUE <> Planta de Huelva
1-mar.	50.599.209	-167.066.694	-116.467.485
2-mar.	50.536.518	-126.146.286	-75.609.768
3-mar.	47.817.990	-99.371.501	-51.553.511
4-mar.	53.039.216	-66.697.668	-13.658.452
5-mar.	54.976.595	-18.765.846	36.210.749
6-mar.	56.707.422	6.584.223	63.291.645
7-mar.	50.029.894	6.662.747	56.692.641
8-mar.	51.483.577	4.593.844	56.077.421
9-mar.	50.441.975	24.424.931	74.866.906
10-mar.	51.223.232	32.853.201	84.076.433
11-mar.	49.524.894	44.217.610	93.742.504
12-mar.	49.436.812	50.752.889	100.189.701
13-mar.	48.974.987	30.944.438	79.919.425
14-mar.	48.173.470	17.961.422	66.134.892
15-mar.	63.058.872	-26.402.538	36.656.334
16-mar.	51.099.604	-75.537.777	-24.438.173
17-mar.	50.109.151	-116.434.616	-66.325.465
18-mar.	47.824.525	-140.328.885	-92.504.360
19-mar.	47.474.677	-137.528.611	-90.053.934
20-mar.	47.651.974	-114.106.241	-66.454.267
21-mar.	48.343.145	-84.522.274	-36.179.129
22-mar.	47.903.480	-55.777.237	-7.873.757
23-mar.	47.562.412	-53.191.215	-5.628.803
24-mar.	48.206.248	-24.125.633	24.080.615
25-mar.	44.159.439	-2.994.385	41.165.054
26-mar.	47.596.068	17.664.538	65.260.606
27-mar.	38.868.143	33.374.569	72.242.712
28-mar.	54.535.316	37.253.151	91.788.467
29-mar.	59.582.633	19.962.938	79.545.571
30-mar.	58.599.669	8.046.972	66.646.641
31-mar.	55.176.089	22.646.600	77.822.689

### Evolución existencias cuentas GTS en PR Huelva



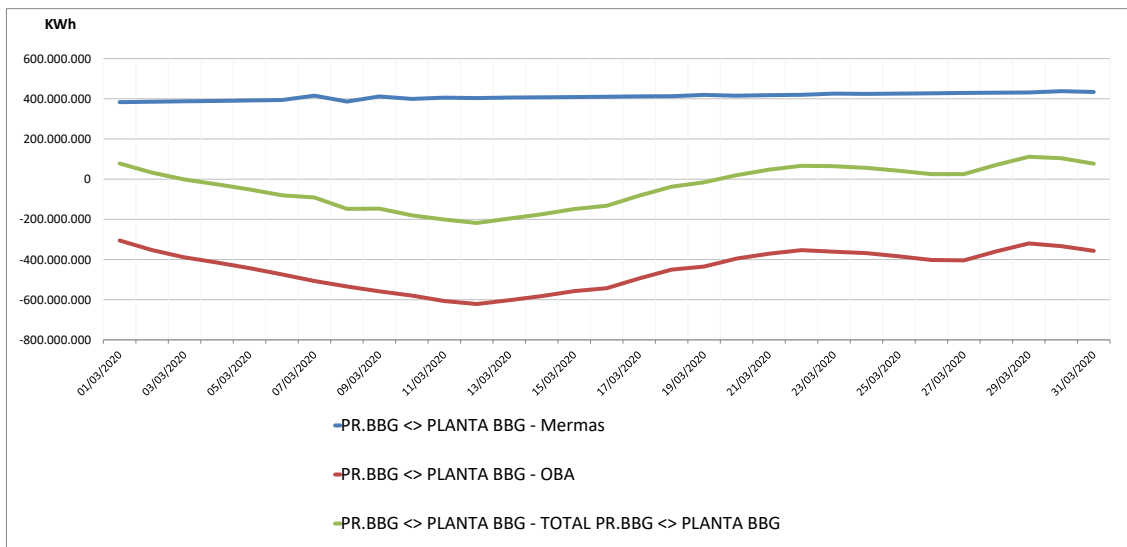
Observaciones:

# Cuentas GTS en PR Bilbao: Marzo 2020

## Seguimiento diario provisional de existencias (d+1)

Unidad: KWh			
	Mermas	OBA	TOTAL PR.BBG <> PLANTA BBG
1-mar.	383.255.296	-305.281.189	77.974.107
2-mar.	385.459.933	-353.155.237	32.304.696
3-mar.	387.633.647	-389.338.497	-1.704.850
4-mar.	389.197.168	-415.035.703	-25.838.535
5-mar.	391.716.503	-442.955.384	-51.238.881
6-mar.	393.862.578	-474.122.185	-80.259.607
7-mar.	415.764.658	-507.031.668	-91.267.010
8-mar.	386.254.869	-534.143.778	-147.888.909
9-mar.	411.775.175	-558.466.605	-146.691.430
10-mar.	399.366.524	-579.473.904	-180.107.380
11-mar.	405.654.352	-606.723.789	-201.069.437
12-mar.	403.560.533	-621.552.973	-217.992.440
13-mar.	406.256.936	-602.445.713	-196.188.777
14-mar.	407.284.013	-582.043.616	-174.759.603
15-mar.	408.613.897	-557.345.392	-148.731.495
16-mar.	410.292.552	-542.732.766	-132.440.214
17-mar.	412.159.383	-494.191.687	-82.032.304
18-mar.	412.863.382	-450.235.820	-37.372.438
19-mar.	419.316.373	-434.911.507	-15.595.134
20-mar.	415.314.628	-395.309.200	20.005.428
21-mar.	418.291.657	-371.012.119	47.279.538
22-mar.	419.786.563	-353.285.115	66.501.448
23-mar.	425.827.690	-361.242.242	64.585.448
24-mar.	424.385.523	-368.234.016	56.151.507
25-mar.	425.878.666	-384.174.899	41.703.767
26-mar.	427.277.277	-402.342.302	24.934.975
27-mar.	429.207.467	-404.214.543	24.992.924
28-mar.	430.283.072	-359.270.991	71.012.081
29-mar.	431.506.074	-320.106.762	111.399.312
30-mar.	437.908.884	-333.483.405	104.425.479
31-mar.	433.946.717	-356.802.117	77.144.600

### Evolución existencias cuentas GTS en PR Bilbao



Observaciones:

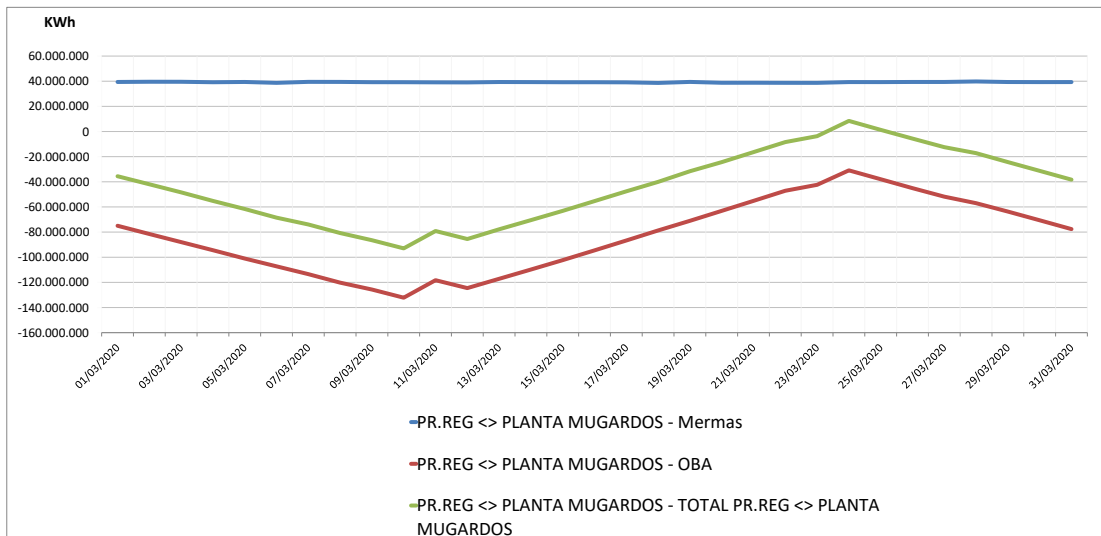


# Cuentas GTS en PR MugarDOS: Marzo 2020

## Seguimiento diario provisional de existencias (d+1)

Unidad: KWh			
	Mermas	OBA	TOTAL PR.REG <> PLANTA MUGARDOS
1-mar.	39.385.200	-74.963.841	-35.578.641
2-mar.	39.565.133	-81.519.521	-41.954.388
3-mar.	39.557.491	-87.977.409	-48.419.918
4-mar.	39.205.041	-94.416.865	-55.211.824
5-mar.	39.396.637	-101.028.865	-61.632.228
6-mar.	38.720.874	-107.247.649	-68.526.775
7-mar.	39.507.328	-113.452.609	-73.945.281
8-mar.	39.439.410	-120.212.065	-80.772.655
9-mar.	39.249.530	-125.709.441	-86.459.911
10-mar.	39.220.807	-132.178.593	-92.957.786
11-mar.	39.128.117	-118.260.929	-79.132.812
12-mar.	39.052.449	-124.562.145	-85.509.696
13-mar.	39.378.111	-117.160.705	-77.782.594
14-mar.	39.307.219	-109.775.649	-70.468.430
15-mar.	39.188.963	-102.304.065	-63.115.102
16-mar.	39.189.922	-94.547.809	-55.357.887
17-mar.	39.112.816	-86.675.841	-47.563.025
18-mar.	38.641.736	-78.703.521	-40.061.785
19-mar.	39.435.536	-71.043.009	-31.607.473
20-mar.	38.753.896	-63.130.081	-24.376.185
21-mar.	38.795.037	-55.175.681	-16.380.644
22-mar.	38.733.271	-47.141.409	-8.408.138
23-mar.	38.702.629	-42.409.025	-3.706.396
24-mar.	39.328.480	-30.906.977	8.421.503
25-mar.	39.287.501	-37.973.121	1.314.380
26-mar.	39.406.523	-45.037.217	-5.630.694
27-mar.	39.391.101	-51.815.105	-12.424.004
28-mar.	39.797.911	-57.007.270	-17.209.359
29-mar.	39.379.234	-63.694.534	-24.315.300
30-mar.	39.306.560	-70.601.958	-31.295.398
31-mar.	39.329.884	-77.629.702	-38.299.818

### Evolución existencias cuentas GTS en PR MugarDOS



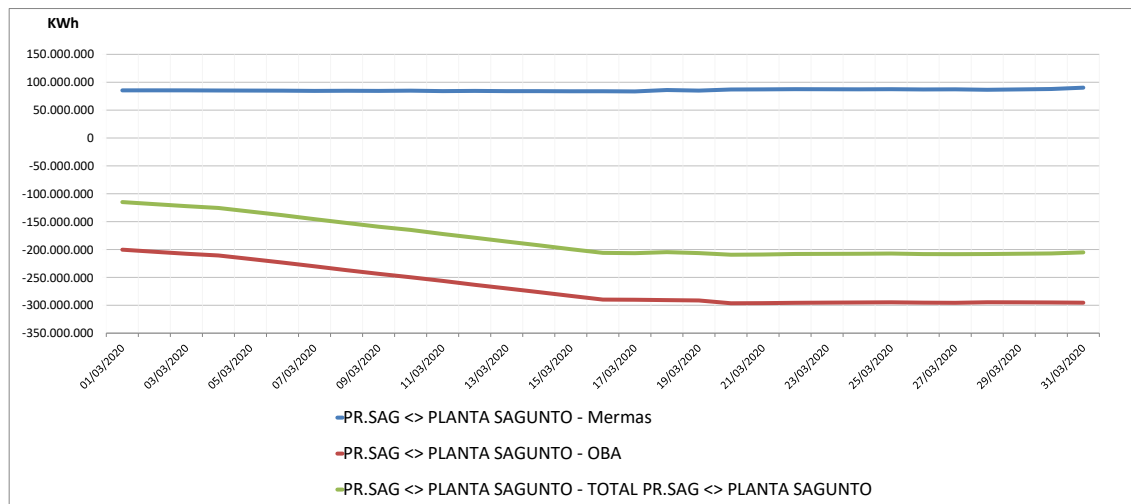
Observaciones:

# Cuentas GTS en PR Sagunto: Marzo 2020

## Seguimiento diario provisional de existencias (d+1)

Unidad: KWh			
	Mermas	OBA	TOTAL PR.SAG <> PLANTA SAGUNTO
1-mar.	85.416.365	-200.326.154	-114.909.789
2-mar.	85.470.356	-204.056.778	-118.586.422
3-mar.	85.418.358	-207.671.178	-122.252.820
4-mar.	85.196.485	-210.720.330	-125.523.845
5-mar.	85.038.128	-217.029.674	-131.991.546
6-mar.	84.917.588	-223.418.378	-138.500.790
7-mar.	84.507.143	-230.102.506	-145.595.363
8-mar.	84.700.093	-237.051.338	-152.351.245
9-mar.	84.469.124	-243.583.402	-159.114.278
10-mar.	84.882.820	-249.772.426	-164.889.606
11-mar.	84.081.511	-256.253.802	-172.172.291
12-mar.	84.493.192	-263.312.202	-178.819.010
13-mar.	84.046.902	-269.826.858	-185.779.956
14-mar.	84.012.516	-276.437.770	-192.425.254
15-mar.	83.782.934	-283.225.322	-199.442.388
16-mar.	83.849.253	-289.828.042	-205.978.789
17-mar.	83.503.253	-290.060.074	-206.556.821
18-mar.	86.041.436	-290.785.674	-204.744.238
19-mar.	84.985.241	-291.404.266	-206.419.025
20-mar.	87.042.632	-296.413.290	-209.370.658
21-mar.	87.166.747	-296.153.802	-208.987.055
22-mar.	87.616.165	-295.617.834	-208.001.669
23-mar.	87.446.237	-295.259.018	-207.812.781
24-mar.	87.316.896	-294.961.642	-207.644.746
25-mar.	87.517.459	-294.703.690	-207.186.231
26-mar.	87.097.660	-295.296.258	-208.198.598
27-mar.	87.284.580	-295.599.298	-208.314.718
28-mar.	86.518.169	-294.604.360	-208.086.191
29-mar.	87.138.865	-294.708.319	-207.569.454
30-mar.	87.867.279	-294.945.823	-207.078.544
31-mar.	90.272.936	-295.421.407	-205.148.471

### Evolución existencias cuentas GTS en PR Sagunto



Observaciones: