



Seguimiento Cuentas del GTS

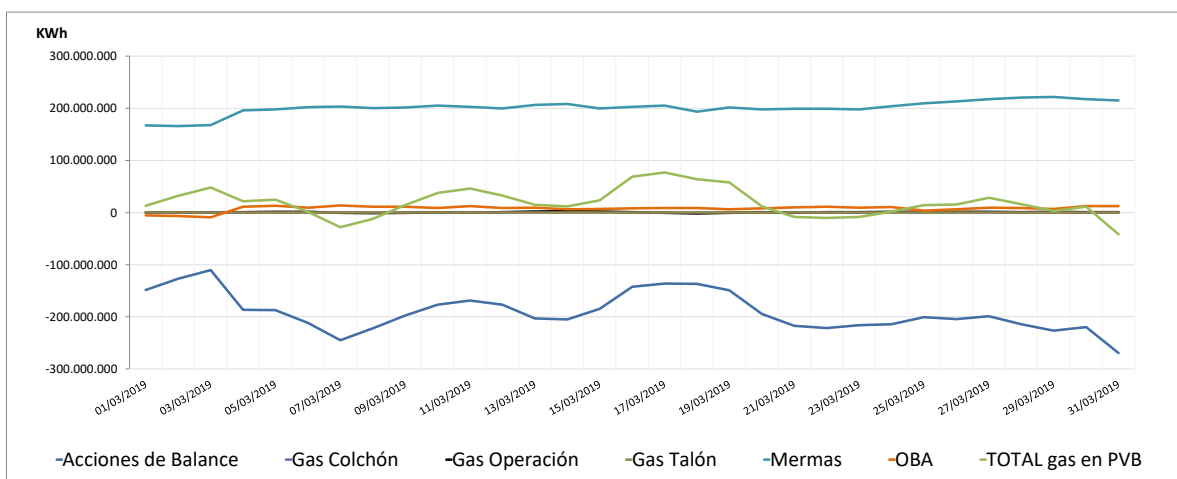
Información diaria provisional (d+1)

marzo-19

Seguimiento diario provisional de existencias (d+1)

Unidad:KWh	Acciones de Balance	Gas Colchón	Gas Operación	Gas Talón	Mermas	OBA	TOTAL gas en PVB
1-mar.-19	-148.684.561	0	4.738	0	167.234.602	-5.581.249	12.973.530
2-mar.-19	-127.185.128	0	94.440	0	165.664.626	-6.645.924	31.928.014
3-mar.-19	-110.722.609	0	38.760	0	167.402.726	-9.032.479	47.686.398
4-mar.-19	-186.367.854	0	988.837	0	195.734.164	10.971.054	21.326.201
5-mar.-19	-187.380.449	0	1.576.609	0	197.521.234	12.872.302	24.589.696
6-mar.-19	-211.755.772	0	1.253.164	0	201.936.892	9.573.269	1.007.553
7-mar.-19	-244.703.798	0	-408.446	0	203.235.437	13.571.206	-28.305.601
8-mar.-19	-222.386.967	0	-1.190.613	0	200.190.677	11.198.406	-12.188.497
9-mar.-19	-197.557.610	0	-387.639	0	201.192.567	11.016.837	14.264.155
10-mar.-19	-176.798.786	0	369.777	0	204.985.646	8.873.062	37.429.699
11-mar.-19	-168.977.048	0	289.474	0	202.440.566	12.335.493	46.088.485
12-mar.-19	-176.487.103	0	804.438	0	199.784.272	8.494.987	32.596.594
13-mar.-19	-203.045.392	0	1.890.582	0	206.410.329	9.353.710	14.609.229
14-mar.-19	-205.064.167	0	2.359.241	0	208.144.674	6.123.664	11.563.412
15-mar.-19	-184.595.314	0	1.822.122	0	199.480.022	6.834.684	23.541.514
16-mar.-19	-142.223.413	0	711.378	0	202.480.629	7.987.072	68.955.666
17-mar.-19	-136.005.347	0	-666.932	0	205.144.487	8.614.842	77.087.050
18-mar.-19	-136.756.616	0	-1.614.494	0	193.758.844	8.716.586	64.104.320
19-mar.-19	-149.382.121	0	-465.004	0	201.389.621	5.953.650	57.496.146
20-mar.-19	-194.540.929	0	416.878	0	197.522.772	8.190.131	11.588.852
21-mar.-19	-217.319.044	0	-268.005	0	198.795.331	10.011.453	-8.780.265
22-mar.-19	-221.456.555	0	489.832	0	199.005.994	11.339.840	-10.620.889
23-mar.-19	-216.264.887	0	547.794	0	197.698.885	9.327.143	-8.691.065
24-mar.-19	-213.960.610	0	1.419.473	0	204.138.061	10.535.479	2.132.403
25-mar.-19	-200.623.770	0	1.438.925	0	209.420.391	4.047.760	14.283.306
26-mar.-19	-204.511.775	0	1.298.834	0	212.922.071	5.925.657	15.634.787
27-mar.-19	-199.126.784	0	1.039.860	0	217.134.601	9.580.720	28.628.397
28-mar.-19	-213.899.408	0	803.068	0	220.381.630	8.851.542	16.136.832
29-mar.-19	-226.646.132	0	1.061.337	0	221.594.796	7.035.175	3.045.176
30-mar.-19	-219.438.439	0	797.471	0	217.203.529	12.495.580	11.058.141
31-mar.-19	-269.225.395	0	600.050	0	214.707.768	12.502.486	-41.415.091

Evolución existencias cuentas GTS en PVB



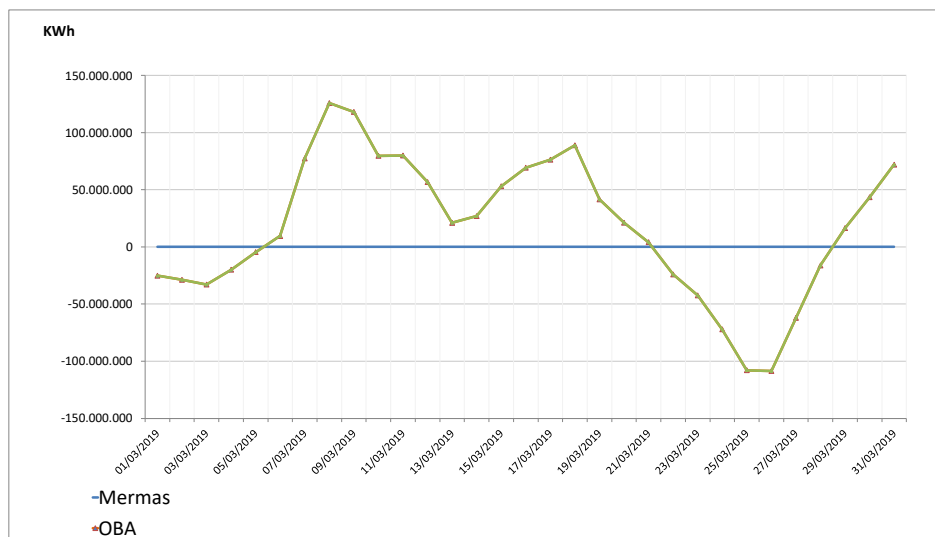
Observaciones:

Cuentas GTS en AASS: Marzo 2019

Seguimiento diario provisional de existencias (d+1)

Unidad:KWh	Mermas	OBA	TOTAL gas en AASS
1-mar.	0	-25.191.446	-25.191.446
2-mar.	0	-28.793.982	-28.793.982
3-mar.	0	-32.940.975	-32.940.975
4-mar.	0	-19.935.111	-19.935.111
5-mar.	0	-4.528.610	-4.528.610
6-mar.	0	9.537.600	9.537.600
7-mar.	0	77.386.622	77.386.622
8-mar.	0	125.835.552	125.835.552
9-mar.	0	118.081.267	118.081.267
10-mar.	0	79.688.366	79.688.366
11-mar.	0	79.939.805	79.939.805
12-mar.	0	56.697.269	56.697.269
13-mar.	0	21.036.795	21.036.795
14-mar.	0	26.957.070	26.957.070
15-mar.	0	53.071.845	53.071.845
16-mar.	0	69.296.240	69.296.240
17-mar.	0	76.290.205	76.290.205
18-mar.	0	88.911.965	88.911.965
19-mar.	0	41.554.071	41.554.071
20-mar.	0	21.163.877	21.163.877
21-mar.	0	4.176.278	4.176.278
22-mar.	0	-24.102.174	-24.102.174
23-mar.	0	-42.434.720	-42.434.720
24-mar.	0	-72.089.195	-72.089.195
25-mar.	0	-107.873.388	-107.873.388
26-mar.	0	-108.505.514	-108.505.514
27-mar.	0	-62.040.480	-62.040.480
28-mar.	0	-16.246.851	-16.246.851
29-mar.	0	16.486.603	16.486.603
30-mar.	0	43.467.160	43.467.160
31-mar.	0	71.953.164	71.953.164

Evolución existencias cuentas GTS en AASS



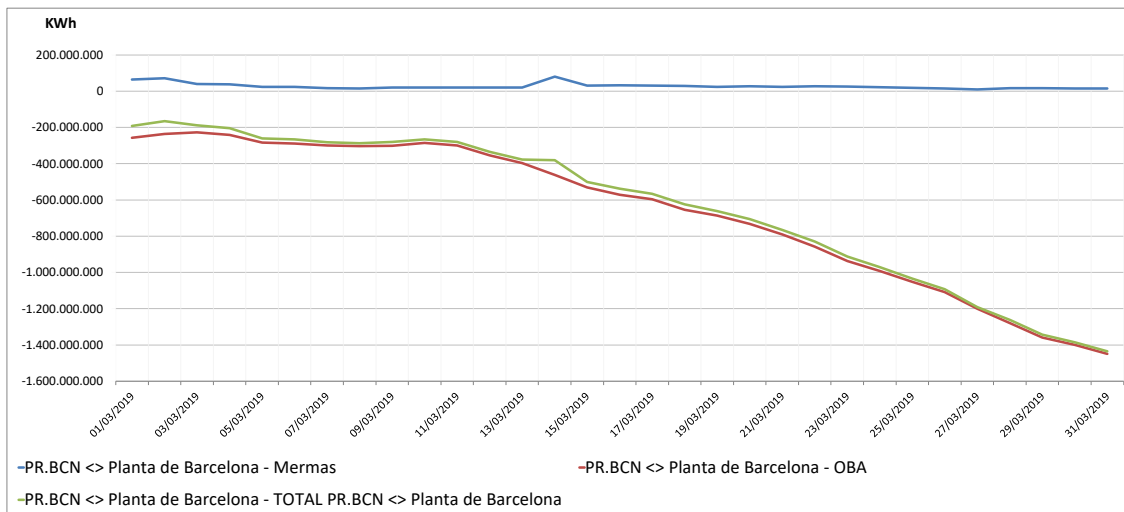
Observaciones :

Cuentas GTS en PR Barcelona: Marzo 2019

Seguimiento diario provisional de existencias (d+1)

Unidad: KWh	Mermas	OBA	TOTAL PR.BCN <> Planta de Barcelona
1-mar.	64.431.947	-256.786.502	-192.354.555
2-mar.	71.406.823	-236.378.833	-164.972.010
3-mar.	38.655.572	-226.971.791	-188.316.219
4-mar.	37.612.830	-242.037.338	-204.424.508
5-mar.	23.165.191	-283.561.778	-260.396.587
6-mar.	23.175.752	-288.439.349	-265.263.597
7-mar.	17.006.036	-299.551.725	-282.545.689
8-mar.	15.190.898	-302.487.209	-287.296.311
9-mar.	19.746.279	-300.643.734	-280.897.455
10-mar.	19.298.697	-285.581.299	-266.282.602
11-mar.	19.084.144	-299.115.684	-280.031.540
12-mar.	19.529.811	-355.206.114	-335.676.303
13-mar.	20.333.221	-397.577.600	-377.244.379
14-mar.	80.139.292	-461.453.637	-381.314.345
15-mar.	30.714.022	-531.067.431	-500.353.409
16-mar.	32.377.457	-571.100.487	-538.723.030
17-mar.	31.099.597	-596.967.548	-565.867.951
18-mar.	29.139.214	-654.375.476	-625.236.262
19-mar.	23.813.145	-686.284.084	-662.470.939
20-mar.	26.226.987	-731.811.906	-705.584.919
21-mar.	23.616.458	-789.734.450	-766.117.992
22-mar.	27.693.705	-856.872.112	-829.178.407
23-mar.	24.703.259	-937.151.810	-912.448.551
24-mar.	21.566.202	-992.700.932	-971.134.730
25-mar.	18.326.303	-1.052.544.983	-1.034.218.680
26-mar.	15.350.424	-1.107.920.815	-1.092.570.391
27-mar.	9.909.047	-1.201.075.778	-1.191.166.731
28-mar.	16.040.003	-1.278.859.210	-1.262.819.207
29-mar.	15.548.903	-1.359.379.931	-1.343.831.028
30-mar.	14.778.702	-1.400.163.423	-1.385.384.721
31-mar.	14.662.594	-1.449.651.817	-1.434.989.223

Evolución existencias cuentas GTS en PR Barcelona



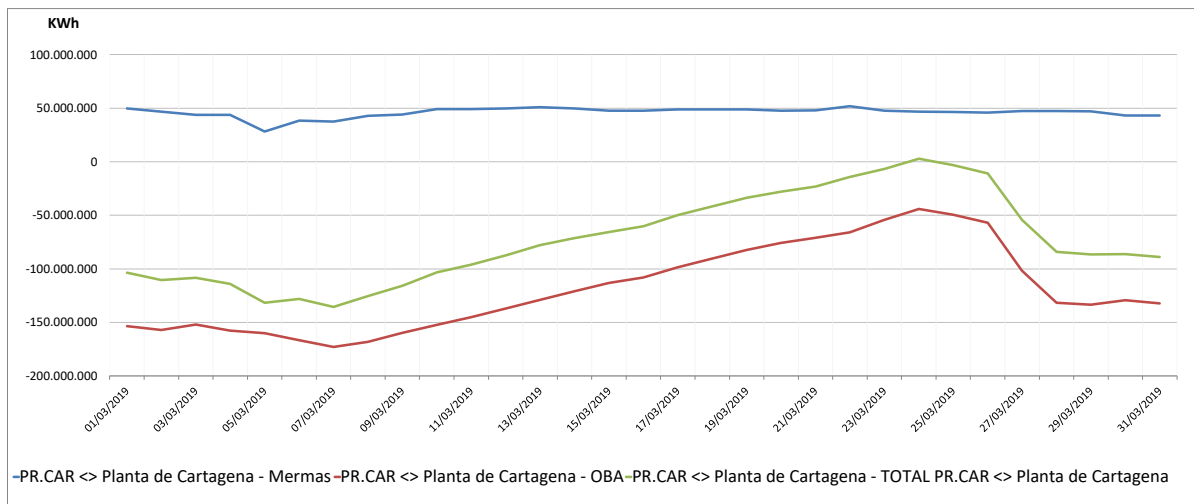
Observaciones:

Cuentas GTS en PR Cartagena: Marzo 2019

Seguimiento diario provisional de existencias (d+1)

Unidad: KWh	Mermas	OBA	TOTAL PR.CAR <> Planta de Cartagena
1-mar.	49.691.550	-153.384.890	-103.693.340
2-mar.	46.726.635	-157.041.843	-110.315.208
3-mar.	43.678.050	-151.882.767	-108.204.717
4-mar.	43.762.290	-157.778.653	-114.016.363
5-mar.	28.201.147	-159.987.780	-131.786.633
6-mar.	38.391.239	-166.484.970	-128.093.731
7-mar.	37.409.455	-172.966.397	-135.556.942
8-mar.	42.749.011	-168.048.846	-125.299.835
9-mar.	43.958.907	-159.811.740	-115.852.833
10-mar.	49.021.389	-152.210.420	-103.189.031
11-mar.	49.111.257	-145.074.331	-95.963.074
12-mar.	49.589.111	-137.137.679	-87.548.568
13-mar.	50.928.456	-128.889.048	-77.960.592
14-mar.	49.674.202	-120.836.466	-71.162.264
15-mar.	47.714.940	-113.210.620	-65.495.680
16-mar.	47.654.900	-107.927.970	-60.273.070
17-mar.	48.844.044	-98.484.576	-49.640.532
18-mar.	48.793.806	-90.554.886	-41.761.080
19-mar.	48.681.031	-82.343.193	-33.662.162
20-mar.	47.758.322	-75.872.211	-28.113.889
21-mar.	48.042.614	-71.084.556	-23.041.942
22-mar.	51.778.626	-66.050.009	-14.271.383
23-mar.	47.490.126	-54.126.837	-6.636.711
24-mar.	46.782.339	-44.103.175	2.679.164
25-mar.	46.391.013	-49.579.596	-3.188.583
26-mar.	45.898.265	-56.941.050	-11.042.785
27-mar.	47.434.652	-101.704.940	-54.270.288
28-mar.	47.441.590	-131.658.910	-84.217.320
29-mar.	46.885.469	-133.555.448	-86.669.979
30-mar.	43.282.070	-129.381.529	-86.099.459
31-mar.	43.099.769	-132.156.902	-89.057.133

Evolución existencias cuentas GTS en PR Cartagena



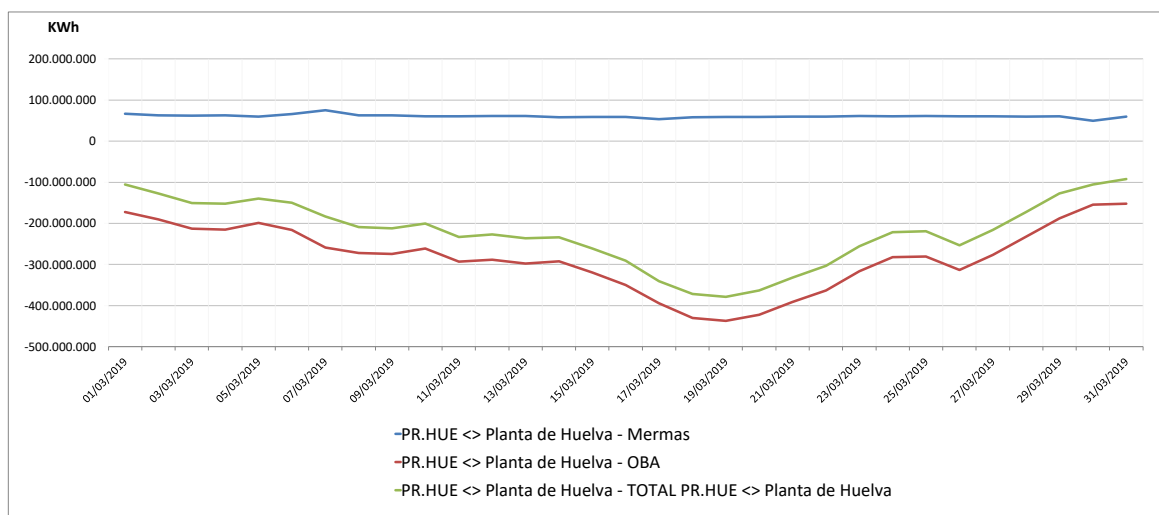
Observaciones:

Cuentas GTS en PR Huelva: Marzo 2019

Seguimiento diario provisional de existencias (d+1)

Unidad: KWh			
	Mermas	OBA	TOTAL PR.HUE <> Planta de Huelva
1-mar.	67.118.399	-172.465.045	-105.346.646
2-mar.	62.560.680	-189.949.342	-127.388.662
3-mar.	62.315.375	-213.004.254	-150.688.879
4-mar.	62.649.460	-215.029.590	-152.380.130
5-mar.	59.339.178	-198.857.999	-139.518.821
6-mar.	66.076.447	-215.722.068	-149.645.621
7-mar.	75.237.008	-258.444.769	-183.207.761
8-mar.	62.850.689	-271.838.574	-208.987.885
9-mar.	62.728.298	-274.676.445	-211.948.147
10-mar.	60.592.050	-261.038.650	-200.446.600
11-mar.	60.460.904	-293.189.541	-232.728.637
12-mar.	61.318.614	-288.526.771	-227.208.157
13-mar.	61.494.957	-297.644.376	-236.149.419
14-mar.	58.426.404	-292.149.176	-233.722.772
15-mar.	58.761.853	-319.611.858	-260.850.005
16-mar.	58.797.047	-349.519.703	-290.722.656
17-mar.	53.398.556	-393.919.186	-340.520.630
18-mar.	57.847.184	-429.758.220	-371.911.036
19-mar.	58.606.597	-437.203.521	-378.596.924
20-mar.	59.123.985	-422.424.027	-363.300.042
21-mar.	59.651.588	-391.365.157	-331.713.569
22-mar.	59.904.341	-363.244.613	-303.340.272
23-mar.	61.286.983	-316.683.872	-255.396.889
24-mar.	60.625.739	-282.284.149	-221.658.410
25-mar.	61.328.816	-280.705.684	-219.376.868
26-mar.	60.461.458	-313.616.793	-253.155.335
27-mar.	60.535.549	-276.423.063	-215.887.514
28-mar.	60.092.433	-232.168.950	-172.076.517
29-mar.	60.743.357	-187.800.826	-127.057.469
30-mar.	49.600.562	-154.597.988	-104.997.426
31-mar.	59.835.341	-152.248.321	-92.412.980

Evolución existencias cuentas GTS en PR Huelva



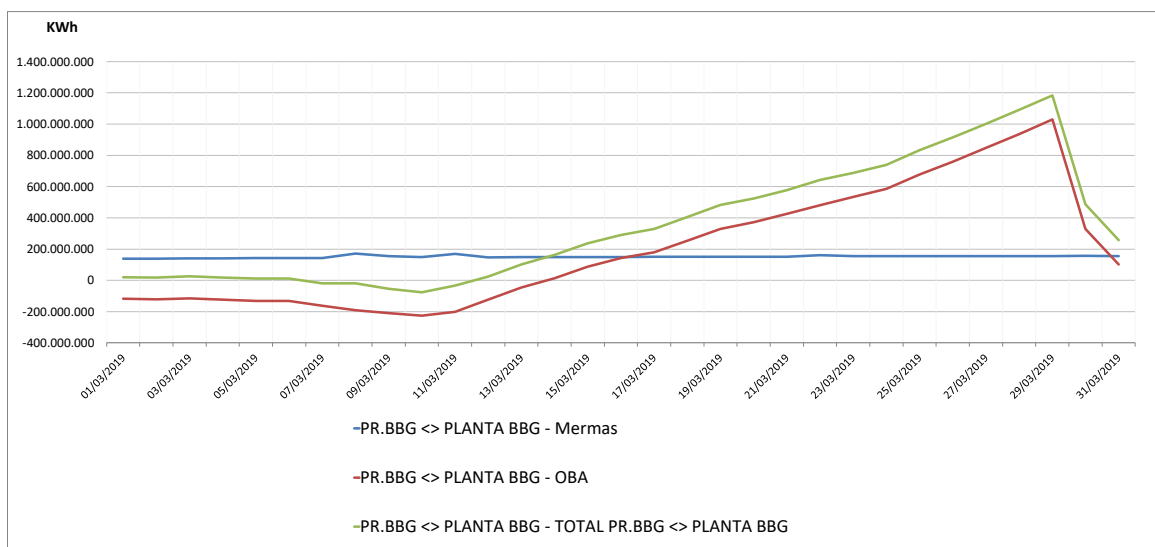
Observaciones:

Cuentas GTS en PR Bilbao: Marzo 2019

Seguimiento diario provisional de existencias (d+1)

Unidad: KWh			
	Mermas	OBA	TOTAL PR.BBG <> PLANTA BBG
1-mar.	138.017.007	-117.781.209	20.235.798
2-mar.	139.212.898	-121.917.551	17.295.347
3-mar.	140.137.263	-115.032.228	25.105.035
4-mar.	141.138.393	-122.585.789	18.552.604
5-mar.	141.977.475	-130.766.095	11.211.380
6-mar.	143.234.294	-132.293.275	10.941.019
7-mar.	143.650.945	-162.586.306	-18.935.361
8-mar.	170.986.502	-190.608.035	-19.621.533
9-mar.	154.511.626	-208.650.675	-54.139.049
10-mar.	149.504.569	-225.702.810	-76.198.241
11-mar.	168.872.121	-201.414.665	-32.542.544
12-mar.	146.532.605	-123.208.174	23.324.431
13-mar.	147.965.953	-45.346.850	102.619.103
14-mar.	148.793.626	13.946.215	162.739.841
15-mar.	149.107.283	87.144.286	236.251.569
16-mar.	148.913.243	141.724.630	290.637.873
17-mar.	149.917.726	178.838.156	328.755.882
18-mar.	150.960.805	253.118.464	404.079.269
19-mar.	151.750.982	330.025.666	481.776.648
20-mar.	151.787.005	372.405.096	524.192.101
21-mar.	151.822.589	425.259.694	577.082.283
22-mar.	160.319.916	481.479.068	641.798.984
23-mar.	154.082.193	533.379.774	687.461.967
24-mar.	154.341.156	585.204.450	739.545.606
25-mar.	154.579.192	677.692.896	832.272.088
26-mar.	154.987.890	758.984.984	913.972.874
27-mar.	154.925.697	846.577.617	1.001.503.314
28-mar.	155.317.875	936.221.212	1.091.539.087
29-mar.	155.373.239	1.028.859.157	1.184.232.396
30-mar.	157.285.143	328.871.108	486.156.251
31-mar.	155.391.029	102.570.630	257.961.659

Evolución existencias cuentas GTS en PR Bilbao



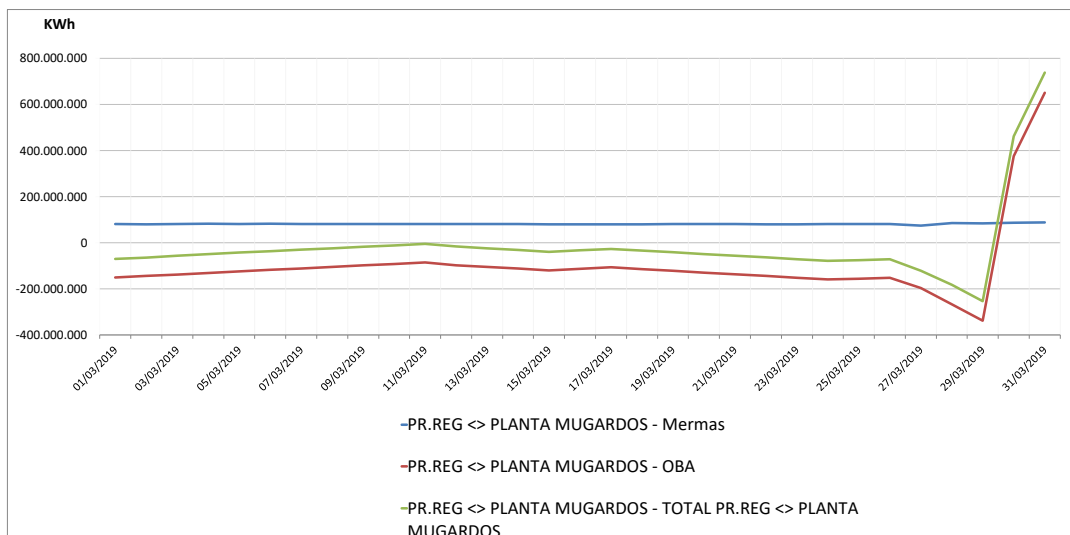
Observaciones:

Cuentas GTS en PR Mugardos: Marzo 2019

Seguimiento diario provisional de existencias (d+1)

Unidad: KWh			
	Mermas	OBA	TOTAL PR.REG <> PLANTA MUGARDOS
1-mar.	80.981.443	-151.051.193	-70.069.750
2-mar.	79.897.992	-144.375.417	-64.477.425
3-mar.	81.580.152	-137.720.121	-56.139.969
4-mar.	81.790.345	-131.093.497	-49.303.152
5-mar.	81.650.523	-124.794.553	-43.144.030
6-mar.	81.831.643	-118.184.313	-36.352.670
7-mar.	81.615.275	-111.500.345	-29.885.070
8-mar.	80.930.241	-104.939.257	-24.009.016
9-mar.	80.697.789	-98.496.953	-17.799.164
10-mar.	80.405.484	-91.935.865	-11.530.381
11-mar.	80.664.552	-85.255.993	-4.591.441
12-mar.	80.795.553	-97.441.081	-16.645.528
13-mar.	80.746.796	-105.097.209	-24.350.413
14-mar.	80.715.389	-112.495.289	-31.779.900
15-mar.	79.898.164	-119.889.273	-39.991.109
16-mar.	80.056.533	-113.430.585	-33.374.052
17-mar.	79.698.867	-107.029.241	-27.330.374
18-mar.	79.985.212	-114.599.353	-34.614.141
19-mar.	80.526.243	-122.165.369	-41.639.126
20-mar.	80.716.987	-129.620.793	-48.903.806
21-mar.	80.694.856	-136.990.201	-56.295.345
22-mar.	80.265.202	-144.244.921	-63.979.719
23-mar.	79.830.907	-151.630.713	-71.799.806
24-mar.	80.710.004	-159.180.345	-78.470.341
25-mar.	80.840.805	-156.657.913	-75.817.108
26-mar.	80.762.054	-152.484.793	-71.722.739
27-mar.	74.724.426	-196.693.625	-121.969.199
28-mar.	84.842.045	-267.518.265	-182.676.220
29-mar.	84.511.180	-338.506.745	-253.995.565
30-mar.	86.539.404	375.675.741	462.215.145
31-mar.	87.934.665	650.555.658	738.490.323

Evolución existencias cuentas GTS en PR Mugardos



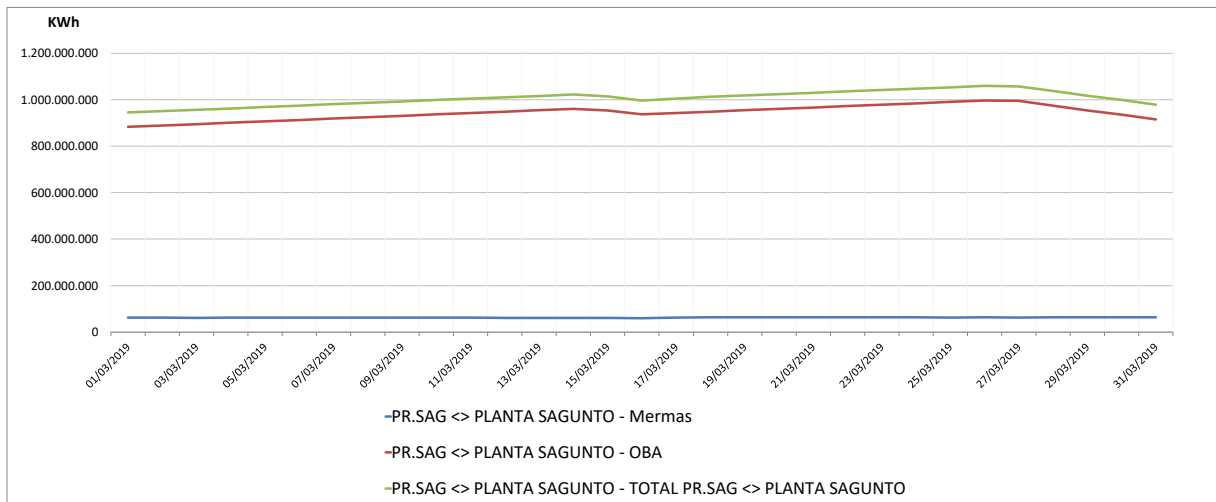
Observaciones:

Cuentas GTS en PR Sagunto: Marzo 2019

Seguimiento diario provisional de existencias (d+1)

Unidad: KWh			
	Mermas	OBA	TOTAL PR.SAG <> PLANTA SAGUNTO
1-mar.	61.747.439	883.079.168	944.826.607
2-mar.	61.652.358	889.014.048	950.666.406
3-mar.	61.530.203	894.951.616	956.481.819
4-mar.	61.630.440	900.960.992	962.591.432
5-mar.	61.784.485	906.909.056	968.693.541
6-mar.	61.697.775	912.858.912	974.556.687
7-mar.	61.828.169	918.778.304	980.606.473
8-mar.	62.234.256	924.926.424	987.160.680
9-mar.	61.761.256	930.862.712	992.623.968
10-mar.	61.757.014	936.788.632	998.545.646
11-mar.	61.747.610	942.774.072	1.004.521.682
12-mar.	61.480.449	948.753.240	1.010.233.689
13-mar.	61.423.815	954.689.784	1.016.113.599
14-mar.	61.414.192	960.665.880	1.022.080.072
15-mar.	61.067.344	953.844.930	1.014.912.274
16-mar.	59.186.305	937.542.085	996.728.390
17-mar.	62.426.101	942.731.366	1.005.157.467
18-mar.	63.837.263	948.617.105	1.012.454.368
19-mar.	63.572.536	954.538.929	1.018.111.465
20-mar.	63.962.340	960.519.761	1.024.482.101
21-mar.	63.441.935	966.441.457	1.029.883.392
22-mar.	63.722.795	972.400.273	1.036.123.068
23-mar.	63.832.544	978.334.129	1.042.166.673
24-mar.	63.194.894	984.250.065	1.047.444.959
25-mar.	62.767.243	990.232.049	1.052.999.292
26-mar.	63.374.940	996.199.357	1.059.574.297
27-mar.	62.346.149	995.072.349	1.057.418.498
28-mar.	63.610.326	974.666.237	1.038.276.563
29-mar.	63.505.825	954.076.445	1.017.582.270
30-mar.	63.182.566	936.001.597	999.184.163
31-mar.	63.280.654	915.510.109	978.790.763

Evolución existencias cuentas GTS en PR Sagunto



Observaciones: