



# **Seguimiento Cuentas del GTS**

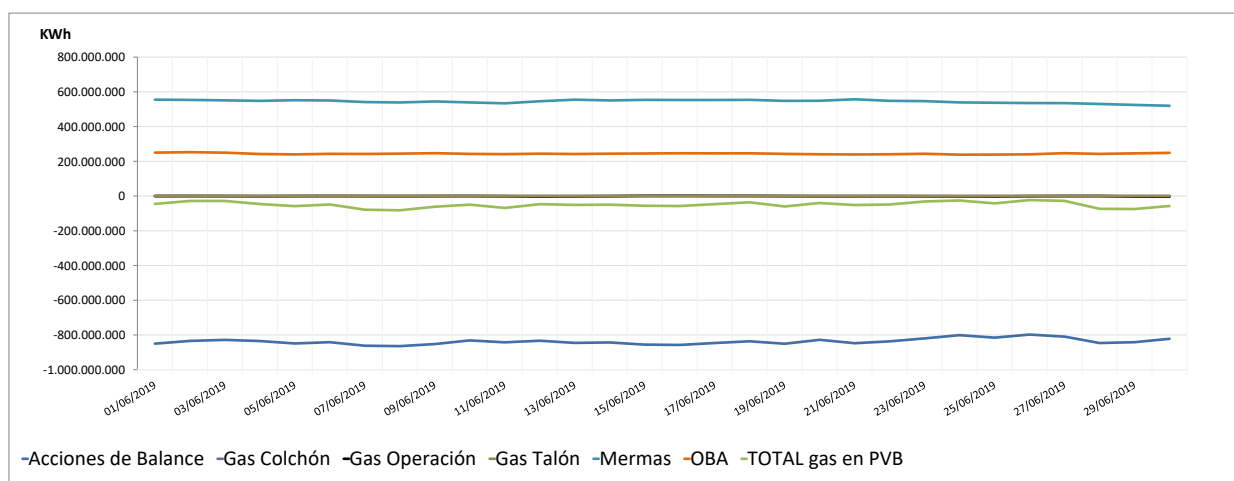
**Información diaria provisional (d+1)**

junio-19

## Seguimiento diario provisional de existencias (d+1)

Unidad:KWh	Acciones de Balance	Gas Colchón	Gas Operación	Gas Talón	Mermas	OBA	TOTAL gas en PVB
1-jun.-19	-849.958.439	0	-418.041	0	554.861.091	250.114.254	-45.401.135
2-jun.-19	-834.155.899	0	-87.638	0	553.309.703	252.471.714	-28.462.120
3-jun.-19	-828.279.308	0	-476.666	0	550.817.765	249.703.871	-28.234.338
4-jun.-19	-834.856.160	0	-1.079.667	0	547.829.230	241.955.386	-46.151.211
5-jun.-19	-848.909.209	0	-475.463	0	551.417.463	239.714.696	-58.252.513
6-jun.-19	-841.682.356	0	68.131	0	550.030.782	242.802.910	-48.780.533
7-jun.-19	-861.896.151	0	-500.163	0	541.210.761	242.385.650	-78.799.903
8-jun.-19	-864.264.246	0	-713.606	0	538.706.804	244.051.999	-82.219.049
9-jun.-19	-852.446.930	0	-341.047	0	544.458.928	246.811.182	-61.517.867
10-jun.-19	-831.234.923	0	44.428	0	538.841.843	242.465.708	-49.882.944
11-jun.-19	-842.295.175	0	-1.112.652	0	533.697.925	241.284.288	-68.425.614
12-jun.-19	-833.087.171	0	-2.989.058	0	545.794.389	243.593.379	-46.688.461
13-jun.-19	-845.692.916	0	-1.941.463	0	554.764.944	241.764.500	-51.104.935
14-jun.-19	-842.886.932	0	-806.282	0	550.303.142	243.543.633	-49.846.439
15-jun.-19	-855.474.857	0	1.181.731	0	553.628.144	244.820.164	-55.844.818
16-jun.-19	-857.607.679	0	1.190.922	0	552.855.274	246.206.862	-57.354.621
17-jun.-19	-846.346.736	0	847.336	0	553.005.906	245.595.430	-46.898.064
18-jun.-19	-836.379.058	0	682.812	0	553.775.259	245.839.727	-36.081.260
19-jun.-19	-850.409.957	0	-261.067	0	547.834.045	242.752.537	-60.084.442
20-jun.-19	-828.075.914	0	-1.010.050	0	548.608.329	240.486.943	-39.990.692
21-jun.-19	-847.397.945	0	-1.021.101	0	556.948.926	239.451.102	-52.019.018
22-jun.-19	-836.672.569	0	-692.951	0	548.336.883	240.381.870	-48.646.767
23-jun.-19	-819.986.535	0	-1.273.825	0	546.309.689	243.497.785	-31.452.886
24-jun.-19	-801.049.089	0	-1.720.402	0	538.834.277	238.026.080	-25.909.134
25-jun.-19	-815.452.322	0	-2.451.716	0	537.075.752	238.631.397	-42.196.889
26-jun.-19	-797.663.322	0	-718.372	0	535.168.670	240.019.251	-23.193.773
27-jun.-19	-809.665.611	0	-97.930	0	534.959.772	246.824.482	-27.979.287
28-jun.-19	-846.504.182	0	122.539	0	530.178.135	242.606.541	-73.596.967
29-jun.-19	-841.721.284	0	-3.301.376	0	524.665.063	245.732.555	-74.625.042
30-jun.-19	-821.894.293	0	-3.850.726	0	519.700.666	248.419.978	-57.624.375

## Evolución existencias cuentas GTS en PVB



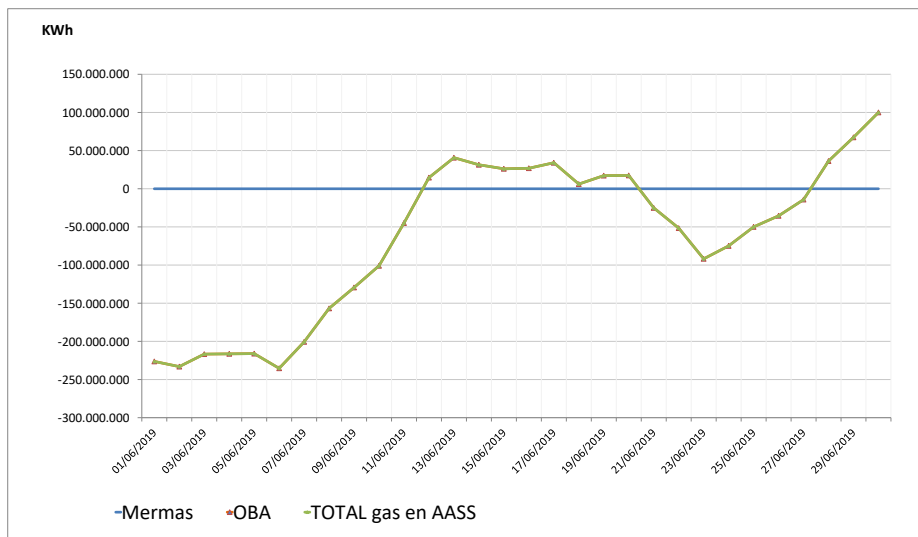
Observaciones:

# Cuentas GTS en AASS: Junio 2019

## Seguimiento diario provisional de existencias (d+1)

Unidad:KWh	Mermas	OBA	TOTAL gas en AASS
1-jun.	0	-226.301.671	-226.301.671
2-jun.	0	-233.089.090	-233.089.090
3-jun.	0	-216.734.438	-216.734.438
4-jun.	0	-216.326.657	-216.326.657
5-jun.	0	-216.034.550	-216.034.550
6-jun.	0	-235.316.132	-235.316.132
7-jun.	0	-200.654.026	-200.654.026
8-jun.	0	-156.822.147	-156.822.147
9-jun.	0	-129.425.481	-129.425.481
10-jun.	0	-100.937.262	-100.937.262
11-jun.	0	-44.869.805	-44.869.805
12-jun.	0	14.596.090	14.596.090
13-jun.	0	40.713.388	40.713.388
14-jun.	0	31.423.292	31.423.292
15-jun.	0	26.150.359	26.150.359
16-jun.	0	26.921.592	26.921.592
17-jun.	0	34.059.872	34.059.872
18-jun.	0	6.147.175	6.147.175
19-jun.	0	17.190.478	17.190.478
20-jun.	0	17.421.625	17.421.625
21-jun.	0	-25.092.567	-25.092.567
22-jun.	0	-51.592.009	-51.592.009
23-jun.	0	-91.804.074	-91.804.074
24-jun.	0	-74.812.965	-74.812.965
25-jun.	0	-49.946.310	-49.946.310
26-jun.	0	-35.429.625	-35.429.625
27-jun.	0	-14.204.318	-14.204.318
28-jun.	0	36.321.270	36.321.270
29-jun.	0	67.377.765	67.377.765
30-jun.	0	100.015.037	100.015.037

### Evolución existencias cuentas GTS en AASS



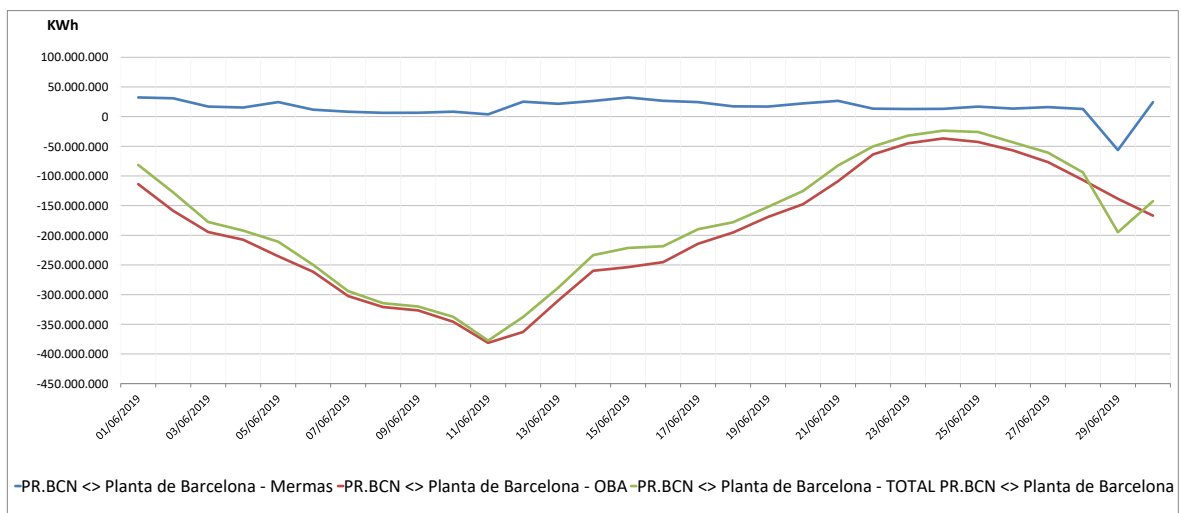
Observaciones :

# Cuentas GTS en PR Barcelona: Junio 2019

## Seguimiento diario provisional de existencias (d+1)

Unidad: KWh	Mermas	OBA	TOTAL PR.BCN <> Planta de Barcelona
1-jun.	32.358.280	-113.768.370	-81.410.090
2-jun.	30.906.116	-158.667.239	-127.761.123
3-jun.	16.992.003	-194.520.805	-177.528.802
4-jun.	15.313.785	-207.471.474	-192.157.689
5-jun.	24.494.089	-235.266.543	-210.772.454
6-jun.	11.669.083	-261.502.617	-249.833.534
7-jun.	8.288.150	-302.436.350	-294.148.200
8-jun.	6.428.983	-320.934.196	-314.505.213
9-jun.	6.530.266	-326.596.873	-320.066.607
10-jun.	8.302.185	-345.692.880	-337.390.695
11-jun.	3.806.594	-381.272.166	-377.465.572
12-jun.	25.183.845	-362.874.544	-337.690.699
13-jun.	21.624.139	-310.116.367	-288.492.228
14-jun.	26.349.343	-259.836.201	-233.486.858
15-jun.	32.339.868	-253.616.225	-221.276.357
16-jun.	26.727.529	-245.203.354	-218.475.825
17-jun.	24.445.161	-214.216.950	-189.771.789
18-jun.	17.325.733	-195.321.930	-177.996.197
19-jun.	17.021.479	-169.090.635	-152.069.156
20-jun.	22.306.358	-147.623.342	-125.316.984
21-jun.	26.534.844	-108.787.649	-82.252.805
22-jun.	13.440.556	-63.726.214	-50.285.658
23-jun.	12.894.370	-44.932.220	-32.037.850
24-jun.	13.145.959	-36.810.896	-23.664.937
25-jun.	16.822.713	-42.681.238	-25.858.525
26-jun.	13.570.587	-56.936.390	-43.365.803
27-jun.	15.966.653	-76.670.763	-60.704.110
28-jun.	12.829.292	-106.845.602	-94.016.310
29-jun.	-56.342.439	-138.550.244	-194.892.683
30-jun.	24.369.785	-166.905.668	-142.535.883

### Evolución existencias cuentas GTS en PR Barcelona



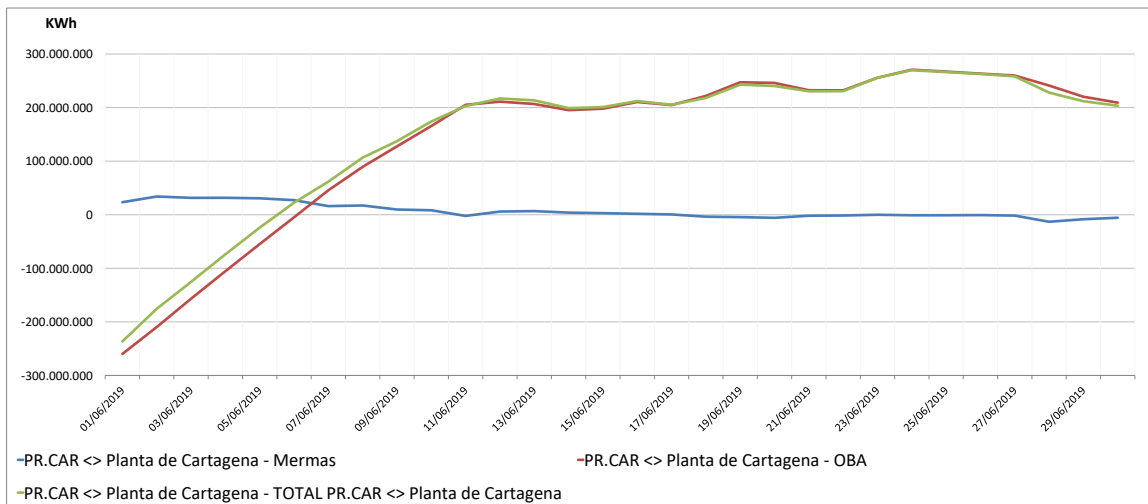
Observaciones:

# Cuentas GTS en PR Cartagena: Junio 2019

## Seguimiento diario provisional de existencias (d+1)

Unidad: KWh	Mermas	OBA	TOTAL PR.CAR <> Planta de Cartagena
1-jun.	23.323.237	-259.861.148	-236.537.911
2-jun.	34.014.651	-209.654.327	-175.639.676
3-jun.	31.471.327	-156.870.010	-125.398.683
4-jun.	31.573.069	-105.502.018	-73.928.949
5-jun.	30.656.006	-54.734.369	-24.078.363
6-jun.	27.156.948	-4.788.205	22.368.743
7-jun.	16.139.147	45.636.470	61.775.617
8-jun.	17.283.946	89.335.157	106.619.103
9-jun.	9.809.999	127.598.905	137.408.904
10-jun.	8.356.727	165.587.545	173.944.272
11-jun.	-2.223.080	205.120.008	202.896.928
12-jun.	5.885.919	211.091.356	216.977.275
13-jun.	6.824.536	206.671.038	213.495.574
14-jun.	3.914.911	195.209.193	199.124.104
15-jun.	2.888.505	198.021.143	200.909.648
16-jun.	1.743.735	210.430.755	212.174.490
17-jun.	577.272	204.717.203	205.294.475
18-jun.	-3.657.916	221.730.562	218.072.646
19-jun.	-4.439.892	247.217.354	242.777.462
20-jun.	-5.730.504	246.032.765	240.302.261
21-jun.	-1.896.310	232.454.052	230.557.742
22-jun.	-1.445.097	232.136.338	230.691.241
23-jun.	-7.960	255.736.569	255.728.609
24-jun.	-1.002.412	270.764.707	269.762.295
25-jun.	-971.828	267.242.912	266.271.084
26-jun.	-695.632	263.343.108	262.647.476
27-jun.	-1.595.975	259.808.209	258.212.234
28-jun.	-13.104.747	241.166.590	228.061.843
29-jun.	-8.394.082	220.271.952	211.877.870
30-jun.	-5.714.862	209.254.288	203.539.426

## Evolución existencias cuentas GTS en PR Cartagena



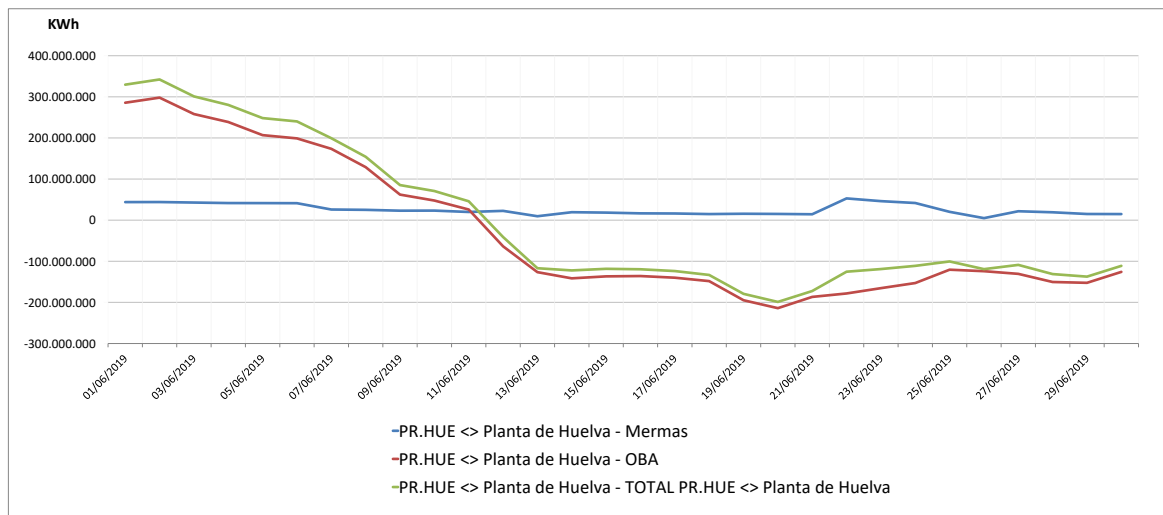
Observaciones:

# Cuentas GTS en PR Huelva: Junio 2019

## Seguimiento diario provisional de existencias (d+1)

Unidad: KWh			
	Mermas	OBA	TOTAL PR.HUE <> Planta de Huelva
1-jun.	44.006.363	285.604.839	329.611.202
2-jun.	44.159.243	298.085.488	342.244.731
3-jun.	42.875.217	258.160.205	301.035.422
4-jun.	41.543.614	238.841.013	280.384.627
5-jun.	41.462.661	206.880.873	248.343.534
6-jun.	41.373.928	198.881.163	240.255.091
7-jun.	25.939.744	173.494.504	199.434.248
8-jun.	25.187.391	129.027.289	154.214.680
9-jun.	23.154.649	62.232.089	85.386.738
10-jun.	23.241.995	47.640.258	70.882.253
11-jun.	19.948.172	25.961.785	45.909.957
12-jun.	22.670.956	-63.700.863	-41.029.907
13-jun.	9.493.225	-126.410.411	-116.917.186
14-jun.	19.359.541	-141.527.589	-122.168.048
15-jun.	18.368.754	-136.623.803	-118.255.049
16-jun.	16.613.110	-135.960.290	-119.347.180
17-jun.	16.206.584	-139.939.568	-123.732.984
18-jun.	14.889.426	-148.165.837	-133.276.411
19-jun.	15.557.737	-194.820.292	-179.262.555
20-jun.	15.180.758	-214.032.602	-198.851.844
21-jun.	14.359.674	-186.732.337	-172.372.663
22-jun.	52.932.007	-178.333.840	-125.401.833
23-jun.	46.344.574	-165.353.486	-119.008.912
24-jun.	41.770.291	-152.935.034	-111.164.743
25-jun.	20.207.199	-120.577.847	-100.370.648
26-jun.	4.987.257	-124.115.223	-119.127.966
27-jun.	21.762.604	-130.629.967	-108.867.363
28-jun.	19.211.601	-150.324.915	-131.113.314
29-jun.	15.032.357	-152.354.624	-137.322.267
30-jun.	14.768.690	-125.857.201	-111.088.511

### Evolución existencias cuentas GTS en PR Huelva



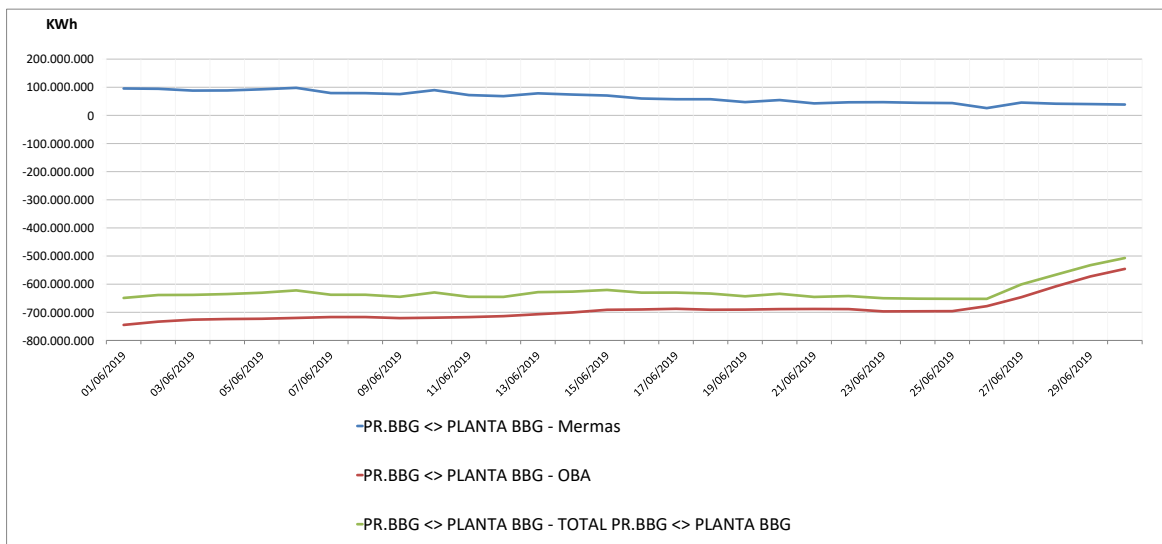
Observaciones:

# Cuentas GTS en PR Bilbao: Junio 2019

## Seguimiento diario provisional de existencias (d+1)

Unidad: KWh			
	Mermas	OBA	TOTAL PR.BBG <> PLANTA BBG
1-jun.	95.766.753	-744.861.861	-649.095.108
2-jun.	94.595.519	-733.091.783	-638.496.264
3-jun.	88.128.882	-726.123.383	-637.994.501
4-jun.	88.693.572	-723.914.361	-635.220.789
5-jun.	92.727.117	-722.971.618	-630.244.501
6-jun.	97.962.949	-720.031.735	-622.068.786
7-jun.	79.298.478	-716.859.877	-637.561.399
8-jun.	79.082.129	-716.806.484	-637.724.355
9-jun.	75.698.594	-720.609.298	-644.910.704
10-jun.	89.735.542	-719.147.173	-629.411.631
11-jun.	72.236.309	-717.097.360	-644.861.051
12-jun.	68.429.596	-713.646.319	-645.216.723
13-jun.	78.364.791	-706.722.217	-628.357.426
14-jun.	74.012.660	-700.530.951	-626.518.291
15-jun.	70.596.230	-691.104.492	-620.508.262
16-jun.	60.000.532	-690.031.937	-630.031.405
17-jun.	57.472.177	-687.354.366	-629.882.189
18-jun.	57.518.573	-690.770.115	-633.251.542
19-jun.	47.220.940	-690.334.945	-643.114.005
20-jun.	54.412.048	-688.598.557	-634.186.509
21-jun.	42.754.682	-688.221.673	-645.466.991
22-jun.	46.550.421	-688.691.808	-642.141.387
23-jun.	46.937.370	-696.836.345	-649.898.975
24-jun.	44.681.973	-696.237.828	-651.555.855
25-jun.	43.779.969	-695.810.137	-652.030.168
26-jun.	25.880.291	-678.021.476	-652.141.185
27-jun.	45.545.015	-646.247.570	-600.702.555
28-jun.	41.521.253	-607.823.019	-566.301.766
29-jun.	40.091.864	-572.482.144	-532.390.280
30-jun.	38.656.121	-545.645.841	-506.989.720

### Evolución existencias cuentas GTS en PR Bilbao



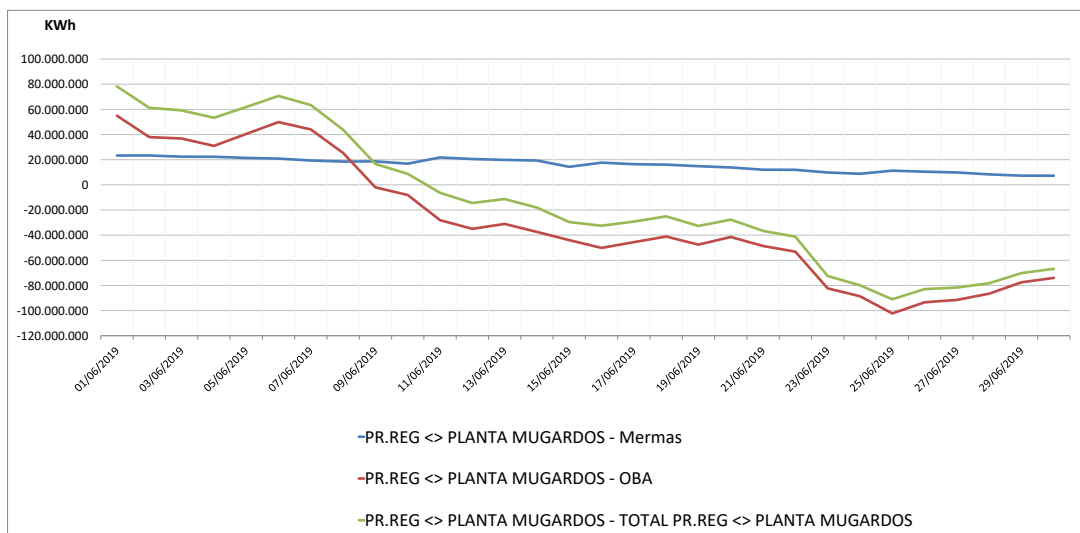
Observaciones:

# Cuentas GTS en PR Mugarodos: Junio 2019

## Seguimiento diario provisional de existencias (d+1)

Unidad: KWh			
	Mermas	OBA	TOTAL PR.REG <> PLANTA MUGARDOS
1-jun.	23.294.162	54.947.215	78.241.377
2-jun.	23.329.233	37.962.575	61.291.808
3-jun.	22.393.521	36.820.063	59.213.584
4-jun.	22.344.502	30.995.247	53.339.749
5-jun.	21.422.222	40.436.223	61.858.445
6-jun.	20.827.100	49.866.191	70.693.291
7-jun.	19.390.243	44.053.663	63.443.906
8-jun.	18.501.355	25.316.415	43.817.770
9-jun.	18.641.901	-2.003.137	16.638.764
10-jun.	16.795.937	-8.068.337	8.727.600
11-jun.	21.747.005	-28.108.577	-6.361.572
12-jun.	20.551.786	-34.994.385	-14.442.599
13-jun.	19.804.671	-31.081.601	-11.276.930
14-jun.	19.335.986	-37.459.121	-18.123.135
15-jun.	14.322.596	-43.954.273	-29.631.677
16-jun.	17.657.772	-50.169.489	-32.511.717
17-jun.	16.404.352	-45.614.273	-29.209.921
18-jun.	16.066.717	-41.141.521	-25.074.804
19-jun.	14.839.371	-47.544.001	-32.704.630
20-jun.	13.826.755	-41.497.585	-27.670.830
21-jun.	12.041.050	-48.646.077	-36.605.027
22-jun.	11.928.623	-53.183.837	-41.255.214
23-jun.	9.800.719	-82.314.397	-72.513.678
24-jun.	8.785.776	-88.648.583	-79.862.807
25-jun.	11.262.612	-102.267.703	-91.005.091
26-jun.	10.451.044	-93.391.079	-82.940.035
27-jun.	9.836.720	-91.533.504	-81.696.784
28-jun.	8.325.521	-86.547.440	-78.221.919
29-jun.	7.308.162	-77.506.464	-70.198.302
30-jun.	7.247.853	-74.026.576	-66.778.723

### Evolución existencias cuentas GTS en PR Mugarodos



Observaciones:

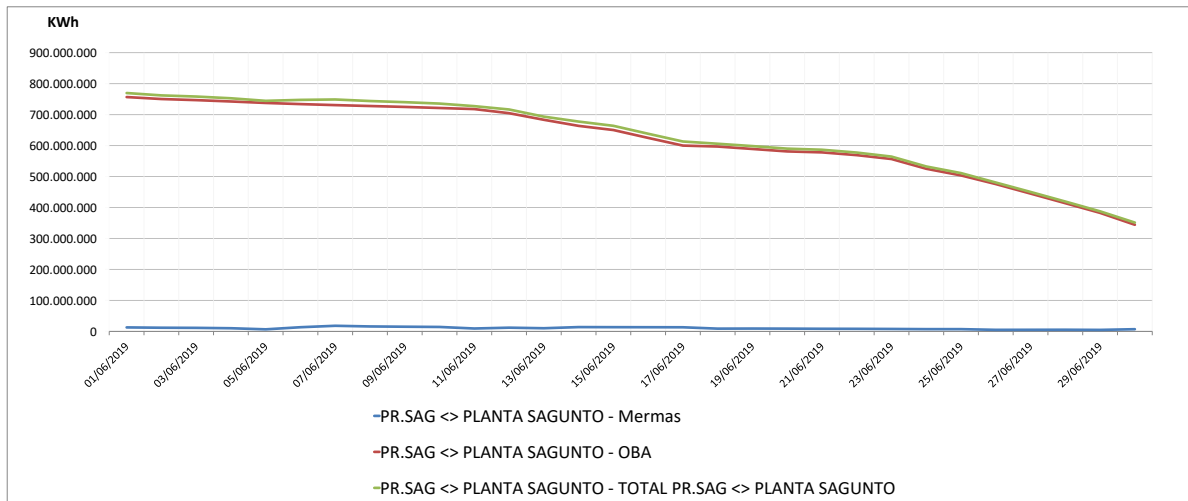


# Cuentas GTS en PR Sagunto: Junio 2019

## Seguimiento diario provisional de existencias (d+1)

Unidad: KWh			
	Mermas	OBA	TOTAL PR.SAG <> PLANTA SAGUNTO
1-jun.	12.954.302	756.568.563	769.522.865
2-jun.	11.901.177	750.053.545	761.954.722
3-jun.	11.471.221	746.637.335	758.108.556
4-jun.	10.228.600	742.336.389	752.564.989
5-jun.	6.797.237	737.560.307	744.357.544
6-jun.	13.622.061	733.832.801	747.454.862
7-jun.	18.168.036	730.588.623	748.756.659
8-jun.	16.045.496	727.598.397	743.643.893
9-jun.	15.117.216	724.804.779	739.921.995
10-jun.	14.358.861	721.191.961	735.550.822
11-jun.	9.439.905	717.718.407	727.158.312
12-jun.	12.004.958	704.504.565	716.509.523
13-jun.	10.229.326	683.172.451	693.401.777
14-jun.	13.979.120	663.462.353	677.441.473
15-jun.	13.759.769	650.043.711	663.803.480
16-jun.	13.609.933	624.582.829	638.192.762
17-jun.	13.342.241	599.826.459	613.168.700
18-jun.	9.054.180	596.795.273	605.849.453
19-jun.	9.189.873	588.963.575	598.153.448
20-jun.	9.017.319	581.017.189	590.034.508
21-jun.	8.617.298	577.879.507	586.496.805
22-jun.	8.287.048	569.064.769	577.351.817
23-jun.	7.868.140	556.506.287	564.374.427
24-jun.	7.256.244	525.147.165	532.403.409
25-jun.	7.395.699	503.520.139	510.915.838
26-jun.	5.092.734	475.618.041	480.710.775
27-jun.	5.283.115	444.897.895	450.181.010
28-jun.	5.404.379	413.874.645	419.279.024
29-jun.	4.944.245	382.589.251	387.533.496
30-jun.	7.029.064	344.211.771	351.240.835

### Evolución existencias cuentas GTS en PR Sagunto



Observaciones: